# V23101D 107A201 ✔ ACTIVE

Axicom | Axicom W11 Relay V23101

TE Internal #: 3-1393779-5

Reed Relay, DC, Monostable, 1 Form C SPDT-CO, 1.25 A Contact Rating, 24 VDC Coil Voltage, .206 W Coil Power, Board Mount, Axicom W11 Relay V23101

View on TE.com >

Relays & Contactors > Electromechanical Relays

Relay & Contactor Type: **Reed Relay**

Coil Magnetic System: **Monostable**

Contact Arrangement: **1 Form C SPDT-CO**

Current Type: **DC**

Contact Current Rating: **1.25 A**

## Features

### Product Type Features

| | |
|---|---|
| Relay & Contactor Type | Reed Relay |

### Configuration Features

| | |
|---|---|
| Relay Options | Power Switching |
| Contact Number of Poles | 1 |
| Contact Arrangement | 1 Form C SPDT-CO |

### Electrical Characteristics

| | |
|---|---|
| Contact Limiting Short-Time Current | 1.25 A |
| Contact Limiting Making Current | 1.25 A |
| Contact Limiting Continuous Current | 1.25 A |
| Contact Limiting Breaking Current | 1.25 A |
| Insulation Initial Dielectric Between Open Contacts | 750 Vrms |
| Contact Switching Voltage (Max) | 125 VAC |
| Contact Switching Load (Min) | 10mA @ .02V |
| Coil Resistance | 1280 Ω |
| Insulation Initial Resistance | 1000000 MΩ |
| Contact Current Rating | 1.25 A |
| Coil Voltage Rating | 24 VDC |
| Coil Power Rating DC | .206 W |

| | |
|---|---|
| Insulation Initial Dielectric Between Contacts & Coil | 1000 Vrms |

## Body Features

| | |
|---|---|
| Product Weight | 4 g[.141 oz] |
| Enclosure Type | Flux Resistant Automatic Solder Capable & Washable |

## Contact Features

| | |
|---|---|
| Contact Plating Material | Gold |
| Contact Material | Silver Palladium (AgPd) Alloy |

## Termination Features

| | |
|---|---|
| Main Termination & Connection Type | Solder Pins |
| Coil Termination & Connection Type | Solder Pins |

## Mechanical Attachment

| | |
|---|---|
| Product Mount Type | Board Mount |

## Dimensions

| | |
|---|---|
| Product Width | 10 mm[.394 in] |
| Product Length | 15.4 mm[.606 in] |
| Product Height | 11.5 mm[.452 in] |

## Usage Conditions

| | |
|---|---|
| Operating Temperature Range | -40 – 85 °C[-40 – 185 °F] |
| Environmental Category of Protection | RTIII |
| Environmental Ambient Temperature (Max) | 85 °C[185 °F] |

## Operation/Application

| | |
|---|---|
| Solder Process | Wave Solder Capable |
| Performance Type | Sensitive |
| Coil Magnetic System | Monostable |
| Current Type | DC |

## Packaging Features

| | |
|---|---|
| Packaging Method | Box & Tube, Tube |

## Other

| | |
|---|---|
| Coil Power Rating Class | >.2 – ≤.3 W |
| Contact Current Class | ≤2 A |
| Height Class (Mechanical) | >11 – ≤14 mm[>.433 – ≤.551 in] |

| | |
|---|---|
| Length Class (Mechanical) | >11 – ≤16 mm[>.433 – ≤.63 in] |
| Width Class (Mechanical) | >7 – ≤11 mm[>.276 – ≤.433 in] |

## Product Compliance

For compliance documentation, visit the product page on TE.com>

| | |
|---|---|
| EU RoHS Directive 2011/65/EU | Compliant |
| EU ELV Directive 2000/53/EC | Compliant |
| China RoHS 2 Directive MIIT Order No 32, 2016 | 有害物质含量符合标准要求 No Restricted Substance(s) Above Threshold |
| EU REACH Regulation (EC) No. 1907/2006 | Current ECHA Candidate List: JUNE 2025 (250)<br>Candidate List Declared Against: JUNE 2025 (250)<br>Does not contain REACH SVHC |
| Halogen Content | Low Halogen - Br, Cl, F < 900 ppm per homogenous material. Also BFR/CFR/PVC Free |
| Solder Process Capability | Wave solder capable to 265°C |

Product Compliance Disclaimer

This information is provided based on reasonable inquiry of our suppliers and represents our current actual knowledge based on the information they provided. This information is subject to change. The part numbers that TE has identified as EU RoHS compliant have a maximum concentration of 0.1% by weight in homogenous materials for lead, hexavalent chromium, mercury, PBB, PBDE, DBP, BBP, DEHP, DIBP, and 0.01% for cadmium, or qualify for an exemption to these limits as defined in the Annexes of Directive 2011/65/EU (RoHS2). Finished electrical and electronic equipment products will be CE marked as required by Directive 2011/65/EU. Components may not be CE marked. Additionally, the part numbers that TE has identified as EU ELV compliant have a maximum concentration of 0.1% by weight in homogenous materials for lead, hexavalent chromium, and mercury, and 0.01% for cadmium, or qualify for an exemption to these limits as defined in the Annexes of Directive 2000/53/EC (ELV). Regarding the REACH Regulation, the information TE provides on SVHC in articles for this part number is based on the latest European Chemicals Agency (ECHA) 'Guidance on requirements for substances in articles' posted at this URL: https://echa.europa.eu/guidance-documents/guidance-on-reach

## Compatible Parts

TE Part # 1-1393779-8
V23101D 7A201

TE Part # 3-1393779-9
V23101D 108A201

## Also in the Series | Axicom W11 Relay V23101



DC Relays(25)



PCB Relays(25)



Reed Relays(25)

## Customers Also Bought

TE Part #5-104069-7
60 sys 50 hdr drra shrd sn

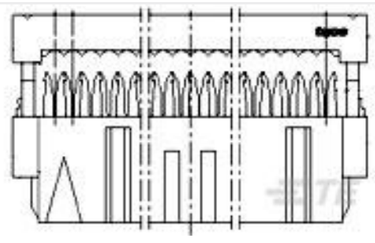

TE Part #6-215882-4
64 WAY BLACK MK II RECP



TE Part #CAT-P851-T1B
PCB Power Relay: 40 Amp, Monostable

TE Part #3-1393237-3
RTE24024F



TE Part #CAT-OE4-OJ1
STD OEG Miniature PCB OJ/OJE Pow Relays



TE Part #4-1419144-7
OJE-SH-112HMF,F095

TE Part #1649222-1
OJE-SS-112DM,801

## Documents

### CAD Files

Customer View Model
ENG_CVM_CVM_3-1393779-5_B1.3d_igs.zip

English

Customer View Model
ENG_CVM_CVM_3-1393779-5_B1.3d_stp.zip

English

Customer View Model
ENG_CVM_CVM_3-1393779-5_B1.2d_dxf.zip

English

3D PDF

3D

By downloading the CAD file I accept and agree to the Terms and Conditions of use.

### Product Specifications

Definitions General Purpose Relays

English

## Product Specification

English