SSM051SC2DC018 ✔ ACTIVE

Nanonics

TE Internal #: 6-1589457-7

51 Position, Receptacle, Wire-to-Wire, Cable Mount (Free-Hanging), .64 mm [.025 in] Centerline, Wire & Cable, Signal, -200 – 200 °C [-328 – 392 °F]

View on TE.com >

Connectors > D-Shaped Connectors > NANONICS DUALOBE Connector: Receptacle, Metal Shell

Number of Positions: **51**

Connector & Housing Type: **Receptacle**

Connector System: **Wire-to-Wire**

Connector Mounting Type: **Cable Mount (Free-Hanging)**

Centerline (Pitch): **.64 mm [.025 in]**

All NANONICS DUALOBE Connector: Receptacle, Metal Shell (21)

Features

Product Type Features

Connector & Housing Type	Receptacle
Connector System	Wire-to-Wire
Sealable	No
Connector & Contact Terminates To	Wire & Cable

Configuration Features

Number of Positions	51

Contact Features

Contact Mating Area Plating Material	Gold (Au)
Contact Type	Socket
Contact Base Material	Beryllium Copper
Contact Current Rating (Max)	1 A
Contact Options	Installed

Termination Features

Termination Method to Wire & Cable	Preterminated Flying Leads

Mechanical Attachment

Connector Mounting Type	Cable Mount (Free-Hanging)

Housing Features

Centerline (Pitch)	.64 mm[.025 in]

Usage Conditions

Operating Temperature Range	-200 – 200 °C[-328 – 392 °F]

Operation/Application

Circuit Application	Signal

Product Compliance

For compliance documentation, visit the product page on TE.com>

EU RoHS Directive 2011/65/EU	Compliant
EU ELV Directive 2000/53/EC	Compliant
China RoHS 2 Directive MIIT Order No 32, 2016	有害物质含量符合标准要求 No Restricted Substance(s) Above Threshold
EU REACH Regulation (EC) No. 1907/2006	Current ECHA Candidate List: JUNE 2025 (250) Candidate List Declared Against: JUNE 2023 (235) Does not contain REACH SVHC
Halogen Content	Low Halogen - Br, Cl, F < 900 ppm per homogenous material. Also BFR/CFR/PVC Free
Solder Process Capability	Wave solder capable to 265°C

Product Compliance Disclaimer

This information is provided based on reasonable inquiry of our suppliers and represents our current actual knowledge based on the information they provided. This information is subject to change. The part numbers that TE has identified as EU RoHS compliant have a maximum concentration of 0.1% by weight in homogenous materials for lead, hexavalent chromium, mercury, PBB, PBDE, DBP, BBP, DEHP, DIBP, and 0.01% for cadmium, or qualify for an exemption to these limits as defined in the Annexes of Directive 2011/65/EU (RoHS2). Finished electrical and electronic equipment products will be CE marked as required by Directive 2011/65/EU. Components may not be CE marked. Additionally, the part numbers that TE has identified as EU ELV compliant have a maximum concentration of 0.1% by weight in homogenous materials for lead, hexavalent chromium, and mercury, and 0.01% for cadmium, or qualify for an exemption to these limits as defined in the Annexes of Directive 2000/53/EC (ELV). Regarding the REACH Regulation, the information TE provides on SVHC in articles for this part number is based on the latest European Chemicals Agency (ECHA) 'Guidance on requirements for substances in articles' posted at this URL: https://echa.europa.eu/guidance-documents/guidance-on-reach

Customers Also Bought

TE Part #ZPF000000000003688
732-8020-06



TE Part #EM7083-000
THA-PDKG-13



TE Part #EM7080-000
THA-PDKG-07

TE Part #211010-4
CONN SAVER,15 POSN,AMPLIMITE

TE Part #5-747905-5
9 Rcpt Solder Cup, 30 gold, Ro

TE Part #3-1393247-5
W31-X2M1G-20=W23/W31

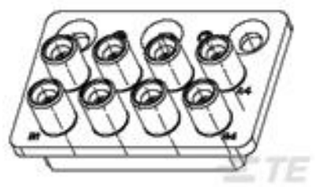

TE Part #1996706-1
8 POS VITA 67.2 RF MODULE, BACKPLANE,SMPM



TE Part #2341106-2
NanoRF, BP, 16 Pos 67.3C AL

TE Part #6562-201-22233
CONT SOC ASSY

TE Part #2828395-1
NanoRF, BP, 16 POS, SS

Documents

Product Drawings

SSM051SC2DC018 = WDUALOBE

English

Datasheets & Catalog Pages

1589457 Nanonics Cross Reference

English