SSM025PC2DC012N ✔ ACTIVE

Nanonics

TE Internal #: 1-1589456-8

25 Position D-Shaped Connector, Plug, Wire-to-Wire, Cable Mount (Free-Hanging), .64 mm [.025 in] Centerline, Wire & Cable, Signal

View on TE.com >

Connectors > D-Shaped Connectors > NANONICS DUALOBE Connector: Plug, Metal Shell

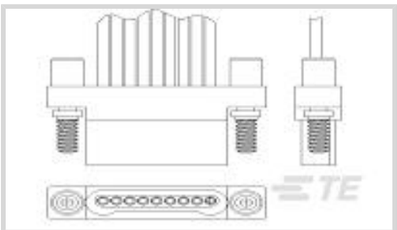

Number of Positions: **25**

Connector & Housing Type: **Plug**

Connector System: **Wire-to-Wire**

Connector Mounting Type: **Cable Mount (Free-Hanging)**

Centerline (Pitch): **.64 mm [.025 in]**

All NANONICS DUALOBE Connector: Plug, Metal Shell (24)

Features

Product Type Features

Connector & Housing Type	Plug
Connector System	Wire-to-Wire
Sealable	No
Connector & Contact Terminates To	Wire & Cable

Configuration Features

Number of Positions	25

Contact Features

Contact Mating Area Plating Material	Gold (Au)
Contact Type	Pin
Contact Base Material	Beryllium Copper
Contact Current Rating (Max)	1 A
Contact Options	Installed

Termination Features

Termination Method to Wire & Cable	Preterminated Flying Leads

Mechanical Attachment

Connector Mounting Type	Cable Mount (Free-Hanging)

Housing Features

Centerline (Pitch)	.64 mm[.025 in]

Usage Conditions

Operating Temperature Range	-200 – 200 °C[-328 – 392 °F]

Operation/Application

Circuit Application	Signal

Product Compliance

For compliance documentation, visit the product page on TE.com>

EU RoHS Directive 2011/65/EU	Compliant
EU ELV Directive 2000/53/EC	Compliant
China RoHS 2 Directive MIIT Order No 32, 2016	有害物质含量符合标准要求 No Restricted Substance(s) Above Threshold
EU REACH Regulation (EC) No. 1907/2006	Current ECHA Candidate List: JUNE 2025 (250) Candidate List Declared Against: JUNE 2023 (235) Does not contain REACH SVHC
Halogen Content	Low Halogen - Br, Cl, F < 900 ppm per homogenous material. Also BFR/CFR/PVC Free
Solder Process Capability	Wave solder capable to 265°C

Product Compliance Disclaimer

This information is provided based on reasonable inquiry of our suppliers and represents our current actual knowledge based on the information they provided. This information is subject to change. The part numbers that TE has identified as EU RoHS compliant have a maximum concentration of 0.1% by weight in homogenous materials for lead, hexavalent chromium, mercury, PBB, PBDE, DBP, BBP, DEHP, DIBP, and 0.01% for cadmium, or qualify for an exemption to these limits as defined in the Annexes of Directive 2011/65/EU (RoHS2). Finished electrical and electronic equipment products will be CE marked as required by Directive 2011/65/EU. Components may not be CE marked. Additionally, the part numbers that TE has identified as EU ELV compliant have a maximum concentration of 0.1% by weight in homogenous materials for lead, hexavalent chromium, and mercury, and 0.01% for cadmium, or qualify for an exemption to these limits as defined in the Annexes of Directive 2000/53/EC (ELV). Regarding the REACH Regulation, the information TE provides on SVHC in articles for this part number is based on the latest European Chemicals Agency (ECHA) 'Guidance on requirements for substances in articles' posted at this URL: https://echa.europa.eu/guidance-documents/guidance-on-reach

Customers Also Bought

TE Part #R-2428
RTD,SM,SR,P100,385,.5%,.06T

TE Part #CAT-P592-R472A
PIDG Ring Tongue Terminals

TE Part #50844
TERMINAL,PIDG PTFE R 12-10 4

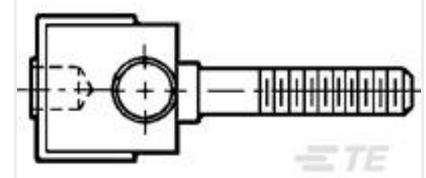

TE Part #532924-4
HDI POWER CONTACT ASSY

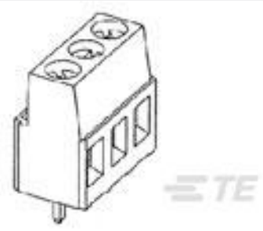

TE Part #796683-2
TERMI-BLOK PCB MOUNT 90 2P.

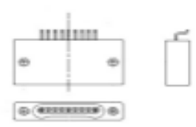

TE Part #1-1589810-0
SSM025T2HN = SMT Conn



TE Part #2176465-6
HCH265 400W 82R 5% LEAD



TE Part #5650895-4
ASSY,RECEPT,EUROCARD,TYPE R,LE

Documents

Product Drawings

SSM025PC2DC012N = WDUALOBE

English

CAD Files

3D PDF

3D

Customer View Model

ENG_CVM_CVM_1-1589456-8_R_c-1-1589456-8-r.2d_dxf.zip

English

Customer View Model

ENG_CVM_CVM_1-1589456-8_R_c-1-1589456-8-r.3d_igs.zip

English

Customer View Model

ENG_CVM_CVM_1-1589456-8_R_c-1-1589456-8-r.3d_stp.zip

English

By downloading the CAD file I accept and agree to the Terms and Conditions of use.

Datasheets & Catalog Pages

1589455 Nanonics Cross Reference

English