SMF5910RJT ✔ ACTIVE

CGS | CGS SM

TE Internal #: 1879234-7

910 ohm, Metal Film, Power Resistor, 5 %, 5 W, ±100 ppm/°C, Solder, 2 Terminations, 6.8 mm [.268 in] Height, 13.5 mm [.531 in] Length, CGS SM

View on TE.com >

Passive Components > Resistors > Surface Mount Resistors > SMD Power Resistor: 7 Watt, 200-2M Ohm



Resistor Type: **Power Resistor**

Element Type: **Metal Film**

Power Rating: **5 W**

Resistance Value: **910 Ω**

Resistance Class: **Up to 1kΩ**

All SMD Power Resistor: 7 Watt, 200-2M Ohm (316)

Features

Product Type Features

Resistor Type	Power Resistor
Element Type	Metal Film

Configuration Features

Number of Resistors	1

Electrical Characteristics

Operating Voltage	500 V
Power Rating	5 W
Resistance Value	910 Ω
Resistance Class	Up to 1kΩ
Passive Component Tolerance	5 %

Termination Features

Surface Mount Resistor Termination Type	Solder
Number of Terminations	2

Dimensions

Product Height	6.8 mm[.268 in]
Product Length	13.5 mm[.531 in]

Product Width	7.3 mm[.287 in]

Usage Conditions

Temperature Coefficient	±100 ppm/°C

Industry Standards

UL Flammability Rating	UL 94V-0
ESD HBM Classification	2
Moisture Sensitivity Level	1

Packaging Features

Packaging Method	Taped & Reeled

Product Compliance

For compliance documentation, visit the product page on TE.com>

EU RoHS Directive 2011/65/EU	Compliant
EU ELV Directive 2000/53/EC	Out of Scope
China RoHS 2 Directive MIIT Order No 32, 2016	有害物质含量符合标准要求 No Restricted Substance(s) Above Threshold
EU REACH Regulation (EC) No. 1907/2006	Current ECHA Candidate List: JUNE 2025 (250) Candidate List Declared Against: JUNE 2025 (250) Does not contain REACH SVHC
Halogen Content	Low Halogen - Br, Cl, F < 900 ppm per homogenous material. Also BFR/CFR/PVC Free
Solder Process Capability	Wave solder capable to 265°C

Product Compliance Disclaimer

This information is provided based on reasonable inquiry of our suppliers and represents our current actual knowledge based on the information they provided. This information is subject to change. The part numbers that TE has identified as EU RoHS compliant have a maximum concentration of 0.1% by weight in homogenous materials for lead, hexavalent chromium, mercury, PBB, PBDE, DBP, BBP, DEHP, DIBP, and 0.01% for cadmium, or qualify for an exemption to these limits as defined in the Annexes of Directive 2011/65/EU (RoHS2). Finished electrical and electronic equipment products will be CE marked as required by Directive 2011/65/EU. Components may not be CE marked. Additionally, the part numbers that TE has identified as EU ELV compliant have a maximum concentration of 0.1% by weight in homogenous materials for lead, hexavalent chromium, and mercury, and 0.01% for cadmium, or qualify for an exemption to these limits as defined in the Annexes of Directive 2000/53/EC (ELV). Regarding the REACH Regulation, the information TE provides on SVHC in articles for this part number is based on the latest European Chemicals Agency (ECHA) 'Guidance on requirements for substances in articles' posted at this URL: https://echa.europa.eu/guidance-documents/guidance-on-reach

Compatible Parts



TE Part # CAT-C339-SM1
SMD Power Resistor: 7 Watt, 200-2M Ohm



TE Part # 1879233-9
SMW5 R22 5%

Also in the Series | CGS SM



Coin Cell Battery Holders(1)



Expanded Beam Fiber Optics(5)



LC Connectors(1)



RJ22 Connectors(1)



RJ25 Connectors(1)



RJ45 Connectors(3)



SC Connectors(2)

Customers Also Bought



TE Part #1-2176482-0
RA73F 2A 63R4 0.1% 5K RL



TE Part #4-2176482-3
RA73F 2A 140R 0.1% 5K RL



TE Part #6-2176482-7
RA73F 2A 249R 0.1% 5K RL

Documents

CAD Files

3D PDF

3D

Customer View Model

ENG_CVM_CVM_1879234-7_BA.2d_dxf.zip

English

Customer View Model

ENG_CVM_CVM_1879234-7_BA.3d_igs.zip

English

Customer View Model

ENG_CVM_CVM_1879234-7_BA.3d_stp.zip

English

By downloading the CAD file I accept and agree to the **Terms and Conditions** of use.

Datasheets & Catalog Pages

1309350_PASSIVE_COMPONENT

English

SMD Moulded Power Resistor - Type SM Series - Tyco Electronics Passives

English

8-1773459-4_POWER_FILTERING_AND_RESISTIVE_SOLUTIONS_FOR_ELEVATORS_AND_ESCALATORS

English