SC302R2KT ✔ ACTIVE

Sigma | Sigma SC

TE Internal #: 1624017-2

2.2 µH, Radio Frequency Inductor, 665 mA, .4 ohm DC Resistance, 10 %, Through Hole - Solder, Axial-Leaded, Ammo Packed, Sigma SC

View on TE.com >

Passive Components > Inductors > High Frequency & RF Inductors

Inductor Type: **Radio Frequency**

Inductance: **2.2 µH**

Current Rating (Max): **665 mA**

DC Resistance: **.4 Ω**

Inductor Quality Factor: **30**

Features

Product Type Features

Inductor Type	Radio Frequency
Element Type	Wire Wound

Electrical Characteristics

Self Resonant Frequency	.115 GHz
Inductance	2.2 µH
Current Rating (Max)	665 mA
DC Resistance	.4 Ω
Passive Component Tolerance	10 %

Body Features

Lead Type	Axial-Leaded

Termination Features

Termination Method to PCB	Through Hole - Solder

Dimensions

Product Diameter	2.8 mm[.11 in]
Product Length	7 mm[.275 in]

Usage Conditions

Operating Temperature Range	-55 – 100 °C[-67 – 212 °F]

Packaging Features

Packaging Method	Ammo Packed

Other

Inductor Quality Factor	30

Product Compliance

For compliance documentation, visit the product page on TE.com>

EU RoHS Directive 2011/65/EU	Compliant
EU ELV Directive 2000/53/EC	Compliant
China RoHS 2 Directive MIIT Order No 32, 2016	有害物质含量符合标准要求 No Restricted Substance(s) Above Threshold
EU REACH Regulation (EC) No. 1907/2006	Current ECHA Candidate List: JUNE 2025 (250) Candidate List Declared Against: JUNE 2025 (250) Does not contain REACH SVHC
Halogen Content	BFR/CFR/PVC Free, but Br/Cl >900 ppm in other sources.
Solder Process Capability	Wave solder capable to 265°C

Product Compliance Disclaimer

This information is provided based on reasonable inquiry of our suppliers and represents our current actual knowledge based on the information they provided. This information is subject to change. The part numbers that TE has identified as EU RoHS compliant have a maximum concentration of 0.1% by weight in homogenous materials for lead, hexavalent chromium, mercury, PBB, PBDE, DBP, BBP, DEHP, DIBP, and 0.01% for cadmium, or qualify for an exemption to these limits as defined in the Annexes of Directive 2011/65/EU (RoHS2). Finished electrical and electronic equipment products will be CE marked as required by Directive 2011/65/EU. Components may not be CE marked. Additionally, the part numbers that TE has identified as EU ELV compliant have a maximum concentration of 0.1% by weight in homogenous materials for lead, hexavalent chromium, and mercury, and 0.01% for cadmium, or qualify for an exemption to these limits as defined in the Annexes of Directive 2000/53/EC (ELV). Regarding the REACH Regulation, the information TE provides on SVHC in articles for this part number is based on the latest European Chemicals Agency (ECHA) 'Guidance on requirements for substances in articles' posted at this URL: https://echa.europa.eu/guidance-documents/guidance-on-reach

Compatible Parts

TE Part # 1624023-2
SC30-10-2519-10 3.3UH AMMO 1000

TE Part # 1624009-2
SC30-10-2513-10 1UH AMMO 1000

TE Part # 1623937-3
SC10-10-0525-10 10UH AMMO 1000

TE Part # 1624001-3
SC30-10-2537-10 100UH AMMO 1000

TE Part # 1624019-2
SC30-10-2531-10 33UH AMMO 1000

Also in the Series | Sigma SC



High Frequency & RF Inductors(78)

LC Connectors(3)

Printable Tubing(9)

SC Connectors(5)

Customers Also Bought

TE Part #34148
PG R 22-16 COMM 22-18 MIL 8

TE Part #42067-1
110 FATON REC 24-22 AWG TPBR

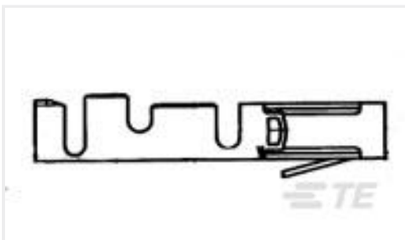

TE Part #181270-1
AMP-MODU CONTACT

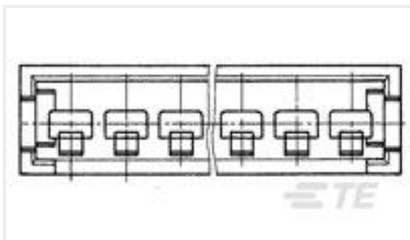

TE Part #280629
AMPMODU II COSI PIN HSG, SGL ROW, 4 POS.

Documents

CAD Files

3D PDF

3D

Customer View Model
ENG_CVM_CVM_1624017-2_BA.2d_dxf.zip

English

Customer View Model
ENG_CVM_CVM_1624017-2_BA.3d_igs.zip

English

Customer View Model
ENG_CVM_CVM_1624017-2_BA.3d_stp.zip

English

By downloading the CAD file I accept and agree to the Terms and Conditions of use.

Datasheets & Catalog Pages

1309350_PASSIVE_COMPONENT

English

Axial Leaded Power Inductors - Type SC10, SC15, SC30 Series - Tyco Electronics Passives

English