Multilayer Ferrite Chip Beads

SB/PB/UP/NB/GB Series

[SB Series for General Purpose / PB Series for Large Current/UP Series for Ultra High Current Use/NB Series for Data Line, Digital Signals, etc./GB Series for Medium Current]

OUTLINE

Yageo offers hundreds of multi-layered ferrite chip beads with various sizes, frequency characteristics, and a board range of impedance values to provide powerful solutions for EMI problems.

Three formulas of ferrite comprise several types of EMI suppression chip beads that are classified into 5 categories - SB, GB, PB, UP, and NB series.

PRODUCT IDENTIFICATION

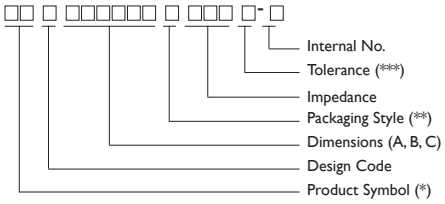

* SB, PB, UP, NB, GB
** T : Tape and Reel; B : Bulk
*** Y = ±25%; M = ±20%

■ YAGEO will start to release lead-free that meet SONY SS-00259's criteria, and Internal No. well be changed to "N" as identification.

Ex. SBY100505T-121Y-N

SHAPES AND DIMENSIONS

Dimensions : mm

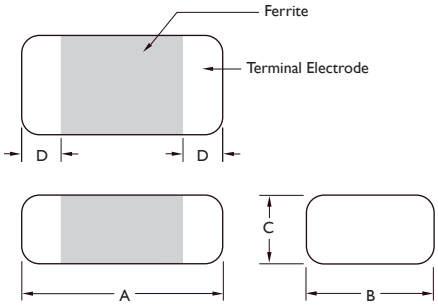

TYPE		A	B	C	D
SB/PB/NB	100505	1.0 ± 0.10	0.50 ± 0.10	0.5 ± 0.10	0.25 ± 0.10
SB/PB/UP/NB/GB	160808	1.6 ± 0.20	0.80 ± 0.2	0.8 ± 0.2	0.3 ± 0.2
SB/PB/UP/NB/GB	201209	2.0 ± 0.20	1.25 ± 0.20	0.9 ± 0.20	0.5 ± 0.3
SB/PB/UP/NB/GB	321611	3.2 ± 0.20	1.60 ± 0.20	1.1 ± 0.20	0.5 ± 0.3
SB/GB	321616	3.2 ± 0.20	1.60 ± 0.20	1.6 ± 0.20	0.5 ± 0.3
SB/GB	322513	3.2 ± 0.20	2.50 ± 0.20	1.3 ± 0.20	0.5 ± 0.3
SB/PB/GB	451616	4.5 ± 0.25	1.60 ± 0.20	1.6 ± 0.20	0.5 ± 0.3
SB/PB/GB	453215	4.5 ± 0.25	3.20 ± 0.20	1.5 ± 0.20	0.5 ± 0.3

SB SERIES, FOR GENERAL USE

APPLICATIONS

- I/O Ports, DC Power Lines, and Signal Lines
- Computer and Peripheral Products
- Consumer Electronic Products

FEATURES

- Standard type used to suppress lower-frequency, lower current signals.
- Impedance over a Broad Frequency Range
- Suitable for Flow and Reflow Soldering
- Available in 8 Sizes

ELECTRICAL CHARACTERISTICS

PART NO.	IMPEDANCE at 100MHz (Ω ± 25%)	DC RESISTANCE (Ω) Max.	RATED CURRENT (mA) Max.
SBY100505T-060Y-S	6	0.05	500
SBY100505T-100Y-S	10	0.05	500
SBY100505T-400Y-S	40	0.30	300
SBY100505T-800Y-S	80	0.40	200
SBY100505T-121Y-S	120	0.50	200
SBY100505T-241Y-S	240	0.50	200
SBY100505T-481Y-S	480	0.80	200
SBY100505T-601Y-S	600	1.00	200
SBY100505T-102Y-S	1000	1.50	100
SBY100505T-152Y-S	1500	2.00	60
SBK160808T-110Y-S	11	0.05	500
SBK160808T-190Y-S	19	0.08	500
SBK160808T-300Y-S	30	0.10	400
SBK160808T-400Y-S	40	0.10	400
SBK160808T-600Y-S	60	0.10	300
SBK160808T-800Y-S	80	0.15	300
SBK160808T-121Y-S	120	0.25	300
SBK160808T-221Y-S	220	0.30	200
SBK160808T-301Y-S	300	0.40	200
SBK160808T-451Y-S	450	0.50	200
SBK160808T-601Y-S	600	0.50	200
SBK160808T-751Y-S	750	0.70	200
SBK160808T-102Y-S	1000	0.70	200
SBK160808T-152Y-S	1500	1.00	50
SBK160808T-222Y-S	2200	1.20	50
SBK160808T-272Y-S	2700	1.30	50
SBY201209T-070Y-S	7	0.10	600
SBY201209T-090Y-S	9	0.10	600
SBY201209T-110Y-S	11	0.10	600
SBY201209T-170Y-S	17	0.10	600
SBY201209T-320Y-S	32	0.10	600
SBK201209T-600Y-S	60	0.15	500
SBK201209T-700Y-S	70	0.15	500
SBK201209T-800Y-S	80	0.15	500
SBK201209T-121Y-S	120	0.25	300
SBK201209T-151Y-S	150	0.25	300
SBK201209T-221Y-S	220	0.30	300
SBK201209T-301Y-S	300	0.30	300
SBK201209T-401Y-S	400	0.30	300
SBK201209T-501Y-S	500	0.40	300
SBK201209T-601Y-S	600	0.40	300

PART NO.	IMPEDANCE at 100MHz (Ω ± 25%)	DC RESISTANCE (Ω) Max.	RATED CURRENT (mA) Max.
SBK201209T-751Y-S	750	0.50	200
SBK201209T-102Y-S	1000	0.50	200
SBK201209T-152Y-S	1500	0.60	200
SBK201209T-202Y-S	2000	0.80	100
SBK201209T-222Y-S	2200	1.00	100
SBK201209T-252Y-S	2500	1.00	100
SBK201209T-272Y-S	2700	1.50	100
SBY321611T-190Y-S	19	0.05	600
SBY321611T-260Y-S	26	0.05	600
SBY321611T-320Y-S	32	0.05	600
SBY321611T-500Y-S	50	0.10	500
SBY321611T-600Y-S	60	0.10	500
SBK321611T-700Y-S	70	0.10	500
SBK321611T-900Y-S	90	0.15	500
SBK321611T-121Y-S	120	0.15	500
SBK321611T-151Y-S	150	0.15	500
SBK321611T-201Y-S	200	0.20	400
SBK321611T-401Y-S	400	0.20	400
SBK321611T-501Y-S	500	0.20	400
SBK321611T-601Y-S	600	0.30	400
SBK321611T-102Y-S	1000 *	0.40	200
SBK321611T-122Y-S	1200 *	0.40	200
SBK321611T-152Y-S	1500 *	0.45	200
SBK321611T-202Y-S	2000 **	0.60	200
SBK321611T-272Y-S	2700 **	0.60	200
SBY321616T-250Y-S	25	0.10	500
SBY321616T-600Y-S	60	0.20	500
SBK321616T-700Y-S	70	0.20	500
SBY322513T-320Y-S	32	0.20	500
SBY322513T-600Y-S	60	0.20	500
SBY322513T-900Y-S	90	0.20	500
SBY451616T-500Y-S	50	0.20	600
SBY451616T-600Y-S	60	0.20	600
SBY451616T-800Y-S	80	0.20	600
SBY451616T-101Y-S	100	0.30	500
SBK451616T-151Y-S	150	0.30	500
SBK451616T-171Y-S	170	0.30	500
SBY453215T-700Y-S	70	0.30	500
SBY453215T-121Y-S	120	0.30	500

Note : * at 50MHz ** at 30MHz

LEAD-FREE & ROHS COMPLIANCE

PART NO.	IMPEDANCE (Ω ± 25%)	RDC (Ω) Max.	RATED CURRENT (mA) Max.
SBY100505T-060□-N	6	0.05	500
SBY100505T-100□-N	10	0.05	500
SBY100505T-300□-N	30	0.3	300
SBY100505T-400□-N	40	0.3	300
SBY100505T-470□-N	47	0.4	200
SBY100505T-600□-N	60	0.4	200
SBY100505T-700□-N	70	0.4	200
SBY100505T-750□-N	75	0.4	200
SBY100505T-800□-N	80	0.4	200
SBY100505T-121□-N	120	0.5	200
SBY100505T-151□-N	150	0.5	200
SBY100505T-221□-N	220	0.5	200
SBY100505T-241□-N	240	0.5	200
SBY100505T-301□-N	300	0.8	200
SBY100505T-481□-N	480	0.8	200
SBY100505T-601□-N	600	1	200
SBY100505T-102□-N	1000	1.5	100
SBY100505T-152□-N	1500	2	60
SBK160808T-050□-N	5	0.05	500
SBK160808T-060□-N	6	0.05	500
SBK160808T-070□-N	7	0.05	500
SBK160808T-100□-N	10	0.05	500
SBK160808T-110□-N	11	0.05	500
SBK160808T-150□-N	15	0.08	500
SBK160808T-170□-N	17	0.08	500
SBK160808T-190□-N	19	0.08	500
SBK160808T-220□-N	22	0.1	400
SBK160808T-250□-N	25	0.1	400
SBK160808T-260□-N	26	0.1	400
SBK160808T-300□-N	30	0.1	400
SBK160808T-310□-N	31	0.1	400
SBK160808T-400□-N	40	0.1	400
SBK160808T-470□-N	47	0.1	300
SBK160808T-500□-N	50	0.1	300
SBK160808T-600□-N	60	0.1	300
SBK160808T-680□-N	68	0.15	300
SBK160808T-700□-N	70	0.15	300
SBK160808T-750□-N	75	0.15	300
SBK160808T-800□-N	80	0.15	300
SBK160808T-900□-N	90	0.2	300
SBK160808T-101□-N	100	0.2	300
SBK160808T-121□-N	120	0.25	400
SBK160808T-151□-N	150	0.3	200
SBK160808T-181□-N	180	0.3	200
SBK160808T-201□-N	200	0.3	200
SBK160808T-121□-N	220	0.3	200
SBK160808T-241□-N	240	0.4	200
SBK160808T-301□-N	300	0.4	200
SBK160808T-331□-N	330	0.5	200
SBK160808T-451□-N	450	0.5	200
SBK160808T-471□-N	470	0.5	200

PART NO.	IMPEDANCE (Ω ± 25%)	RDC (Ω) Max.	RATED CURRENT (mA) Max.
SBK160808T-501□-N	500	0.5	200
SBK160808T-601□-N	600	0.5	200
SBK160808T-751□-N	750	0.7	200
SBK160808T-102□-N	1000	0.7	200
SBK160808T-122□-N	1200	1	50
SBK160808T-152□-N	1500	1	50
SBK160808T-202□-N	2000	1.2	50
SBK160808T-222□-N	2200	1.2	50
SBK160808T-252□-N	2500	1.3	50
SBK160808T-272□-N	2700	1.3	50
SBY201209T-070□-N	7	0.1	600
SBY201209T-090□-N	9	0.1	600
SBY201209T-100□-N	10	0.1	600
SBY201209T-110□-N	11	0.1	600
SBY201209T-170□-N	17	0.1	600
SBY201209T-190□-N	19	0.1	600
SBY201209T-220□-N	22	0.1	600
SBY201209T-260□-N	26	0.1	600
SBY201209T-280□-N	28	0.1	600
SBY201209T-300□-N	30	0.1	600
SBY201209T-310□-N	31	0.1	600
SBY201209T-320□-N	32	0.1	600
SBY201209T-390□-N	39	0.1	500
SBY201209T-400□-N	40	0.1	500
SBY201209T-470□-N	47	0.1	500
SBY201209T-500□-N	50	0.1	500
SBY201209T-560□-N	56	0.15	500
SBK201209T-600□-N	60	0.15	500
SBK201209T-700□-N	70	0.15	500
SBK201209T-750□-N	75	0.15	500
SBK201209T-800□-N	80	0.15	500
SBK201209T-900□-N	90	0.15	500
SBK201209T-101□-N	100	0.25	300
SBK201209T-121□-N	120	0.25	300
SBK201209T-151□-N	150	0.25	300
SBK201209T-201□-N	200	0.3	300
SBK201209T-221□-N	220	0.3	300
SBK201209T-241□-N	240	0.3	300
SBK201209T-301□-N	300	0.3	300
SBK201209T-331□-N	330	0.3	300
SBK201209T-401□-N	400	0.3	300
SBK201209T-431□-N	430	0.4	300
SBK201209T-451□-N	450	0.4	300
SBK201209T-471□-N	470	0.4	300
SBK201209T-501□-N	500	0.4	300
SBK201209T-601□-N	600	0.4	300
SBK201209T-751□-N	750	0.5	200
SBK201209T-102□-N	1000	0.5	200
SBK201209T-122□-N	1200	0.6	200
SBK201209T-152□-N	1500	0.6	200
SBK201209T-202□-N	2000	0.8	100

LEAD-FREE & ROHS COMPLIANCE

PART NO.	IMPEDANCE (Ω ± 25%)	RDC (Ω) Max.	RATED CURRENT (mA) Max.	PART NO.	IMPEDANCE (Ω ± 25%)	RDC (Ω) Max.	RATED CURRENT (mA) Max.
SBK201209T-222□-N	2200	1	100	SBK321611T-401□-N	400	0.2	400
SBK201209T-252□-N	2500	1	100	SBK321611T-471□-N	470	0.2	400
SBK201209T-272□-N	2700	1.5	100	SBK321611T-501□-N	500	0.2	400
SBY321611T-080□-N	8	0.05	600	SBK321611T-601□-N	600	0.3	400
SBY321611T-090□-N	9	0.05	600	SBK321611T-102□-N	1000	0.4	200
SBY321611T-110□-N	11	0.05	600	SBK321611T-122□-N	1200	0.4	200
SBY321611T-190□-N	19	0.05	600	SBK321611T-152□-N	1500	0.45	200
SBY321611T-260□-N	26	0.05	600	SBK321611T-202□-N	2000	0.6	200
SBY321611T-300□-N	30	0.05	600	SBY321616T-250□-N	25	0.1	500
SBY321611T-310□-N	31	0.05	600	SBY321616T-600□-N	60	0.2	500
SBY321611T-320□-N	32	0.05	600	SBK321616T-700□-N	70	0.2	500
SBY321611T-470□-N	47	0.1	500	SBY322513T-320□-N	32	0.2	500
SBY321611T-500□-N	50	0.1	500	SBY322513T-600□-N	60	0.2	500
SBY321611T-600□-N	60	0.1	500	SBY322513T-900□-N	90	0.2	500
SBK321611T-700□-N	70	0.1	500	SBY451616T-500□-N	50	0.2	600
SBK321611T-750□-N	75	0.15	500	SBY451616T-600□-N	60	0.2	600
SBK321611T-800□-N	80	0.15	500	SBY451616T-800□-N	80	0.2	600
SBK321611T-900□-N	90	0.15	500	SBY451616T-900□-N	90	0.3	500
SBK321611T-101□-N	100	0.15	500	SBY451616T-101□-N	100	0.3	500
SBK321611T-121□-N	120	0.15	500	SBK451616T-151□-N	150	0.3	500
SBK321611T-151□-N	150	0.15	500	SBK451616T-171□-N	170	0.3	500
SBK321611T-201□-N	200	0.2	400	SBY453215T-700□-N	70	0.3	500
SBK321611T-221□-N	220	0.2	400	SBY453215T-121□-N	120	0.3	500
SBK321611T-301□-N	300	0.2	400				

PB SERIES, FOR HIGH CURRENT USE

APPLICATIONS

High current DC power lines for USB interface circuitry, personal computers, electronice games, hard disk drives, and other general electronic equipment.

FEATURES

- Suitable for High Current Applications
- Small Package Size-EIA STD 0402/0603/0805/1206/1806 and 1812
- Nickel Barrier Terminations Provide Excellent Solder Heat Resistance
- Current Rating up to 6 AMPS (Max) (High Current Handling Capacity)
- Low DCR
- Suitable for Flow and Reflow Soldering
- Available in 6 Sizes

ELECTRICAL CHARACTERISTICS

PART NO.	IMPEDANCE at 100MHz (Ω ± 25%)	DC RESISTANCE (Ω) Max.	RATED CURRENT (mA) Max.
PBY100505T-100Y-S	10	0.03	1000
PBY160808T-110Y-S	11	0.02	4000
PBY160808T-250Y-S	25	0.03	3000
PBY160808T-400Y-S	40	0.035	3000
PBY160808T-600Y-S	60	0.04	3000
PBY160808T-121Y-S	120	0.08	2500
PBY160808T-151Y-S	150	0.085	2000
PBY160808T-181Y-S	180	0.09	2000
PBY160808T-201Y-S	200	0.095	2000
PBY160808T-301Y-S	300	0.10	2000
PBY160808T-501Y-S	500	0.15	1500
PBY160808T-601Y-S	600	0.20	1000
PBY160808T-102Y-S	1000	0.25	800
PBY201209T-110Y-S	11	0.01	6000
PBY201209T-170Y-S	17	0.02	5000
PBY201209T-300Y-S	30	0.015	5000
PBY201209T-500Y-S	50	0.025	3000
PBY201209T-600Y-S	60	0.03	3000
PBY201209T-800Y-S	80	0.04	3000
PBY201209T-121Y-S	120	0.04	3000
PBY201209T-201Y-S	200	0.05	2500
PBY201209T-301Y-S	300	0.08	2000
PBY201209T-601Y-S	600	0.10	2000
PBY201209T-102Y-S	1000	0.12	1500
PBY321611T-190Y-S	19	0.015	6000
PBY321611T-320Y-S	32	0.015	4000
PBY321611T-500Y-S	50	0.02	4000
PBY321611T-800Y-S	80	0.025	3000
PBY321611T-101Y-S	100	0.03	2500
PBY321611T-121Y-S	120	0.03	2500
PBY321611T-221Y-S	220	0.05	2000
PBY321611T-301Y-S	300	0.06	2000
PBY321611T-601Y-S	600	0.10	1800
PBY321611T-102Y-S	1000 *	0.15	1200
PBY321611T-122Y-S	1200 *	0.18	1000
PBY321611T-152Y-S	1500 *	0.20	800
PBY322513T-600Y-S	60	0.025	4000
PBY322513T-900Y-S	90	0.025	3000
PBY451616T-500Y-S	50	0.020	6000
PBY451616T-600Y-S	60	0.020	5000
PBY451616T-800Y-S	80	0.025	4000
PBY451616T-900Y-S	90	0.04	4000
PBY451616T-151Y-S	150	0.100	2000
PBY453215T-700Y-S	70	0.03	6000
PBY453215T-121Y-S	120	0.03	4000
PBY453215T-151Y-S	150	0.03	4000
PBY453215T-601Y-S	600	0.1	2000

Note : * at 50MHz

LEAD-FREE & ROHS COMPLIANCE

PART NO.	IMPEDANCE (Ω ± 25%)	RDC (Ω) Max.	RATED CURRENT (mA) Max.
PBY100505T-100□-N	10	0.03	1000
PBY160808T-100□-N	10	0.02	4000
PBY160808T-110□-N	11	0.02	4000
PBY160808T-190□-N	19	0.03	3000
PBY160808T-200□-N	20	0.03	3000
PBY160808T-220□-N	22	0.03	3000
PBY160808T-250□-N	25	0.03	3000
PBY160808T-300□-N	30	0.03	3000
PBY160808T-310□-N	31	0.035	3000
PBY160808T-400□-N	40	0.035	3000
PBY160808T-470□-N	47	0.04	3000
PBY160808T-500□-N	50	0.04	3000
PBY160808T-560□-N	56	0.04	3000
PBY160808T-600□-N	60	0.04	3000
PBY160808T-680□-N	68	0.05	2500
PBY160808T-700□-N	70	0.05	2500
PBY160808T-750□-N	75	0.05	2500
PBY160808T-800□-N	80	0.05	2500
PBY160808T-900□-N	90	0.05	2500
PBY160808T-101□-N	100	0.05	2500
PBY160808T-121□-N	120	0.08	2500
PBY160808T-151□-N	150	0.085	2000
PBY160808T-181□-N	180	0.09	2000
PBY160808T-201□-N	200	0.095	2000
PBY160808T-221□-N	220	0.1	2000
PBY160808T-301□-N	300	0.12	1500
PBY160808T-331□-N	330	0.12	1500
PBY160808T-401□-N	400	0.12	1500
PBY160808T-471□-N	470	0.12	1500
PBY160808T-501□-N	500	0.15	1200
PBY160808T-601□-N	600	0.2	1000
PBY160808T-102□-N	1000	0.25	800
PBY201209T-070□-N	7	0.01	6000
PBY201209T-110□-N	11	0.01	6000
PBY201209T-170□-N	17	0.02	5000
PBY201209T-190□-N	19	0.02	4000
PBY201209T-220□-N	22	0.02	4000
PBY201209T-280□-N	28	0.02	4000
PBY201209T-300□-N	30	0.02	4000
PBY201209T-310□-N	31	0.02	4000
PBY201209T-390□-N	39	0.02	3000
PBY201209T-400□-N	40	0.02	3000
PBY201209T-420□-N	42	0.025	3000
PBY201209T-500□-N	50	0.025	3000
PBY201209T-600□-N	60	0.03	3000
PBY201209T-700□-N	70	0.04	3000
PBY201209T-750□-N	75	0.04	3000
PBY201209T-800□-N	80	0.04	3000
PBY201209T-900□-N	90	0.04	3000
PBY201209T-101□-N	100	0.04	3000
PBY201209T-121□-N	120	0.04	3000

PART NO.	IMPEDANCE (Ω ± 25%)	RDC (Ω) Max.	RATED CURRENT (mA) Max.
PBY201209T-151□-N	150	0.05	2500
PBY201209T-181□-N	180	0.05	2500
PBY201209T-201□-N	200	0.05	2500
PBY201209T-221□-N	220	0.08	2000
PBY201209T-301□-N	300	0.08	2000
PBY201209T-331□-N	330	0.08	2000
PBY201209T-401□-N	400	0.1	2000
PBY201209T-471□-N	470	0.1	2000
PBY201209T-501□-N	500	0.1	2000
PBY201209T-601□-N	600	0.1	2000
PBY201209T-102□-N	1000	0.12	1500
PBY321611T-080□-N	8	0.015	6000
PBY321611T-110□-N	11	0.015	6000
PBY321611T-190□-N	19	0.015	6000
PBY321611T-260□-N	26	0.015	6000
PBY321611T-300□-N	30	0.015	4000
PBY321611T-310□-N	31	0.015	4000
PBY321611T-320□-N	32	0.015	4000
PBY321611T-420□-N	42	0.015	4000
PBY321611T-500□-N	50	0.02	4000
PBY321611T-600□-N	60	0.02	4000
PBY321611T-680□-N	68	0.02	4000
PBY321611T-700□-N	70	0.02	4000
PBY321611T-800□-N	80	0.025	3000
PBY321611T-900□-N	90	0.03	3000
PBY321611T-101□-N	100	0.03	2000
PBY321611T-121□-N	120	0.03	2000
PBY321611T-151□-N	150	0.04	2000
PBY321611T-201□-N	200	0.05	2000
PBY321611T-221□-N	220	0.05	2000
PBY321611T-301□-N	300	0.06	2000
PBY321611T-401□-N	400	0.1	2000
PBY321611T-501□-N	500	0.1	2000
PBY321611T-601□-N	600	0.1	2000
PBY321611T-102□-N	1000	0.15	1200
PBY321611T-122□-N	1200	0.18	1000
PBY321611T-152□-N	1500	0.2	800
PBY322513T-600□-N	60	0.025	4000
PBY322513T-900□-N	90	0.025	3000
PBY451616T-190□-N	19	0.02	6000
PBY451616T-400□-N	40	0.02	6000
PBY451616T-500□-N	50	0.02	6000
PBY451616T-600□-N	60	0.02	5000
PBY451616T-700□-N	70	0.025	5000
PBY451616T-750□-N	75	0.025	5000
PBY451616T-800□-N	80	0.025	4000
PBY451616T-101□-N	100	0.1	2000
PBY451616T-151□-N	150	0.1	2000
PBY451616T-191□-N	190	0.1	2000
PBY451616T-601□-N	600	0.1	2000
PBY451616T-102□-N	1000	0.1	2000

LEAD-FREE & ROHS COMPLIANCE

PART NO.	IMPEDANCE (Ω ± 25%)	RDC (Ω) Max.	RATED CURRENT (mA) Max.
PBY451616T-132□-N	1300	0.1	2000
PBY453215T-700□-N	70	0.03	6000
PBY453215T-800□-N	80	0.03	4000
PBY453215T-900□-N	90	0.03	4000
PBY453215T-121□-N	120	0.03	4000
PBY453215T-125□-N	125	0.03	4000
PBY453215T-151□-N	150	0.03	4000

UPB SERIES, FOR ULTRA HIGH CURRENT USE

APPLICATIONS	FEATURES
Preventing of Electronics Magnet Interference in Power Line of PC, Printer, & CD ROM	High Current Performance
High Frequency Filtering of Medium Speed Clocks and Video Signals	Low D.C. Resistance Minute mΩ Typically
	Impedance Character of Broad Frequency

ELECTRICAL CHARACTERISTICS

PART NO.	IMPEDANCE at 100MHz (Ω ± 25%)	DC RESISTANCE (Ω) Max.	RATED CURRENT (mA) Max.
UPB160808T-110Y-S	11	0.015	4500
UPB160808T-170Y-S	17	0.015	4500
UPB160808T-250Y-S	25	0.015	4500
UPB160808T-300Y-S	30	0.015	4500
UPB201209T-110Y-S	11	0.015	5000
UPB201209T-150Y-S	15	0.015	5000
UPB201209T-190Y-S	19	0.015	5000
UPB201209T-260Y-S	26	0.015	5000
UPB201209T-300Y-S	30	0.015	5000
UPB201209T-330Y-S	33	0.015	5000
UPB201209T-400Y-S	40	0.015	5000
UPB201209T-500Y-S	50	0.015	5000
UPB201209T-600Y-S	60	0.020	4500
UPB201212T-600Y-S	60	0.02	5000
UPB201212T-700Y-S	70	0.02	5000
UPB201212T-800Y-S	80	0.02	5000
UPB201212T-101Y-S	100	0.025	5000
UPB201212T-121Y-S	120	0.025	5000
UPB321611T-110Y-S	11	0.012	6000
UPB321611T-190Y-S	19	0.012	6000
UPB321611T-260Y-S	26	0.012	6000
UPB321611T-300Y-S	30	0.012	6000
UPB321611T-400Y-S	40	0.012	6000
UPB321611T-500Y-S	50	0.012	6000
UPB321611T-600Y-S	60	0.012	6000
UPB321611T-800Y-S	80	0.012	6000
UPB321611T-101Y-S	100	0.012	6000
UPB321611T-121Y-S	120	0.012	6000
UPB321611T-151Y-S	150	0.020	4500
UPB321616T-600Y-S	60	0.012	6000
UPB323215T-700Y-S	70	0.01	9000

ELECTRICAL CHARACTERISTICS : LEAD-FREE & ROHS COMPLIANCE

PART NO.	IMPEDANCE at 100MHz (Ω ± 25%)	DC RESISTANCE (Ω) Max.	RATED CURRENT (mA) Max.
UPB160808T-110 □ -N	11	0.015	4500
UPB160808T-170 □ -N	17	0.015	4500
UPB160808T-250 □ -N	25	0.015	4500
UPB160808T-300 □ -N	30	0.015	4500
UPB201209T-110 □ -N	11	0.012	5000
UPB201209T-150 □ -N	15	0.012	5000
UPB201209T-190 □ -N	19	0.012	5000
UPB201209T-260 □ -N	26	0.012	5000
UPB201209T-300 □ -N	30	0.012	5000
UPB201209T-330 □ -N	33	0.012	5000
UPB201209T-400 □ -N	40	0.015	5000
UPB201209T-500 □ -N	50	0.015	5000
UPB201209T-600 □ -N	60	0.02	4500
UPB201209T-700 □ -N	70	0.02	4500
UPB201209T-800 □ -N	80	0.02	4500
UPB201212T-600 □ -N	60	0.02	5000
UPB201212T-700 □ -N	70	0.02	5000
UPB201212T-800 □ -N	80	0.02	5000
UPB201212T-101 □ -N	100	0.025	5000
UPB201212T-121 □ -N	120	0.025	5000
UPB321611T-110 □ -N	11	0.012	6000
UPB321611T-190 □ -N	19	0.012	6000
UPB321611T-260 □ -N	26	0.012	6000
UPB321611T-300 □ -N	30	0.012	6000
UPB321611T-320 □ -N	32	0.012	6000
UPB321611T-400 □ -N	40	0.012	6000
UPB321611T-500 □ -N	50	0.012	6000
UPB321611T-600 □ -N	60	0.012	6000
UPB321611T-800 □ -N	80	0.012	6000
UPB321611T-101 □ -N	100	0.012	6000
UPB321611T-121 □ -N	120	0.012	6000
UPB321611T-151 □ -N	150	0.02	4500
UPB451616T-600 □ -N	60	0.012	7000
UPB453215T-700 □ -N	70	0.01	9000
UPB453215T-900 □ -N	90	0.01	9000

NOTE : □ -tolerance Y=±25% / T=±30%

1.Operating temperature range -55°C~125°C

2.Rate current: App;ied the current to coils, the temperature rise shall not be more than 30°C

"-N"FOR COMPLETELY LEAD FREE TYPE(INCLUDING FERRITE BODY & SOLDER)

NB SERIES, FOR HIGH SPEED SIGNALS USE

APPLICATIONS	FEATURES
High-Speed Circuits for Computer & Peripheral Equipments and Communication Devices	Exhibiting High Impedance with Sharp Increase at High-Speed Signal Frequencies with Minimal Diminishing the Desired Wave Form
Cellular Phone	Suitable for Flow and Reflow Soldering
Suitable for Circuits with Unstable Ground	Available in 4 Sizes

ELECTRICAL CHARACTERISTICS

PART NO.	IMPEDANCE at 100MHz (Ω ± 25%)	DC RESISTANCE (Ω) Max.	RATED CURRENT (mA) Max.
NBQ100505T-060Y-S	6	0.10	300
NBQ100505T-100Y-S	10	0.20	200
NBQ100505T-400Y-S	40	0.40	150
NBQ100505T-800Y-S	80	0.60	100
NBQ100505T-121Y-S	120	0.80	50
NBQ160808T-060Y-S	6	0.05	500
NBQ160808T-100Y-S	10	0.07	400
NBQ160808T-400Y-S	40	0.30	300
NBQ160808T-600Y-S	60	0.30	300
NBQ160808T-800Y-S	80	0.40	300
NBQ160808T-121Y-S	120	0.40	300
NBQ160808T-241Y-S	240	0.40	200
NBQ160808T-301Y-S	300	0.50	200
NBQ160808T-481Y-S	480	0.60	150
NBQ160808T-601Y-S	600	0.60	100
NBQ160808T-102Y-S	1000	0.70	100
NBQ160808T-122Y-S	1200	0.70	100
NBQ160808T-152Y-S	1500	0.80	100
NBQ160808T-182Y-S	1800	0.95	100
NBQ160808T-222Y-S	2200	1.0	50
NBQ160808T-252Y-S	2500	1.0	50
NBQ201209T-060Y-S	6	0.07	800
NBQ201209T-110Y-S	11	0.10	700
NBQ201209T-260Y-S	26	0.15	600
NBQ201209T-320Y-S	32	0.15	600
NBQ201209T-600Y-S	60	0.15	500
NBQ201209T-750Y-S	75	0.15	500
NBQ201209T-900Y-S	90	0.15	500
NBQ201209T-121Y-S	120	0.20	400
NBQ201209T-151Y-S	150	0.20	400
NBQ201209T-171Y-S	170	0.30	400
NBQ201209T-221Y-S	220	0.30	300
NBQ201209T-301Y-S	300	0.30	300
NBQ201209T-401Y-S	400	0.35	300
NBQ201209T-501Y-S	500	0.35	200
NBQ201209T-601Y-S	600	0.35	200
NBQ201209T-102Y-S	1000	0.40	200
NBQ201209T-122Y-S	1200	0.45	200
NBQ201209T-152Y-S	1500	0.45	200
NBQ201209T-222Y-S	2200	0.50	200
NBQ201209T-272Y-S	2700	0.60	200
NBQ321611T-320Y-S	32	0.15	600
NBQ321611T-600Y-S	60	0.15	500
NBQ321611T-800Y-S	80	0.15	500
NBQ321611T-900Y-S	90	0.15	500
NBQ321611T-121Y-S	120	0.20	400
NBQ321611T-151Y-S	150	0.20	400
NBQ321611T-201Y-S	200	0.25	300
NBQ321611T-221Y-S	220	0.30	300
NBQ321611T-351Y-S	350	0.30	300
NBQ321611T-401Y-S	400	0.30	300
NBQ321611T-601Y-S	600	0.35	300
NBQ321611T-122Y-S	1200	0.40	200
NBQ321611T-152Y-S	1500	0.45	200

ELECTRICAL CHARACTERISTICS : LEAD-FREE & ROHS COMPLIANCE

PART NO.	IMPEDANCE at 100MHz (Ω ± 25%)	DC RESISTANCE (Ω) Max.	RATED CURRENT (mA) Max.
NBQ100505T-060 □ -N	6	0.1	300
NBQ100505T-100 □ -N	10	0.2	200
NBQ100505T-220 □ -N	22	0.4	150
NBQ100505T-400 □ -N	40	0.4	150
NBQ100505T-600 □ -N	60	0.6	100
NBQ100505T-800 □ -N	80	0.6	100
NBQ100505T-121 □ -N	120	0.8	50
NBQ100505T-221 □ -N	220	1.4	50
NBQ160808T-060 □ -N	6	0.05	500
NBQ160808T-100 □ -N	10	0.07	400
NBQ160808T-300 □ -N	30	0.2	300
NBQ160808T-400 □ -N	40	0.2	300
NBQ160808T-470 □ -N	47	0.2	300
NBQ160808T-500 □ -N	50	0.25	300
NBQ160808T-600 □ -N	60	0.25	300
NBQ160808T-680 □ -N	68	0.25	300
NBQ160808T-700 □ -N	70	0.25	300
NBQ160808T-750 □ -N	75	0.25	300
NBQ160808T-800 □ -N	80	0.25	300
NBQ160808T-101 □ -N	100	0.3	300
NBQ160808T-121 □ -N	120	0.3	300
NBQ160808T-131 □ -N	130	0.3	300
NBQ160808T-141 □ -N	140	0.3	300
NBQ160808T-151 □ -N	150	0.3	200
NBQ160808T-161 □ -N	160	0.3	200
NBQ160808T-221 □ -N	220	0.35	200
NBQ160808T-241 □ -N	240	0.35	200
NBQ160808T-301 □ -N	300	0.4	200
NBQ160808T-471 □ -N	470	0.5	200
NBQ160808T-481 □ -N	480	0.5	200
NBQ160808T-601 □ -N	600	0.5	200
NBQ160808T-102 □ -N	1000	0.6	100
NBQ160808T-122 □ -N	1200	0.6	100
NBQ160808T-152 □ -N	1500	0.7	100
NBQ160808T-182 □ -N	1800	0.8	100
NBQ160808T-222 □ -N	2200	1	50
NBQ160808T-252 □ -N	2500	1.5	50
NBQ201209T-050 □ -N	5	0.07	800
NBQ201209T-060 □ -N	6	0.07	800
NBQ201209T-070 □ -N	7	0.1	700
NBQ201209T-110 □ -N	11	0.1	700
NBQ201209T-260 □ -N	26	0.15	600
NBQ201209T-300 □ -N	30	0.15	600
NBQ201209T-320 □ -N	32	0.15	600
NBQ201209T-400 □ -N	40	0.15	500
NBQ201209T-600 □ -N	60	0.15	500
NBQ201209T-750 □ -N	75	0.15	500
NBQ201209T-900 □ -N	90	0.15	500
NBQ201209T-101 □ -N	100	0.2	400
NBQ201209T-121 □ -N	120	0.2	400
NBQ201209T-151 □ -N	150	0.2	400
NBQ201209T-171 □ -N	170	0.3	400

ELECTRICAL CHARACTERISTICS : LEAD-FREE & ROHS COMPLIANCE

PART NO.	IMPEDANCE at 100MHz (Ω ± 25%)	DC RESISTANCE (Ω) Max.	RATED CURRENT (mA) Max.
NBQ201209T-201 □ -N	200	0.3	300
NBQ201209T-221 □ -N	220	0.3	300
NBQ201209T-301 □ -N	300	0.3	300
NBQ201209T-401 □ -N	400	0.3	300
NBQ201209T-421 □ -N	420	0.3	300
NBQ201209T-501 □ -N	500	0.35	200
NBQ201209T-601 □ -N	600	0.35	200
NBQ201209T-751 □ -N	750	0.4	200
NBQ201209T-102 □ -N	1000	0.4	200
NBQ201209T-122 □ -N	1200	0.45	200
NBQ201209T-152 □ -N	1500	0.45	200
NBQ201209T-202 □ -N	2000	0.5	200
NBQ201209T-222 □ -N	2200	0.5	200
NBQ201209T-252 □ -N	2500	0.6	200
NBQ201209T-272 □ -N	2700	0.6	200
NBQ321611T-170 □ -N	17	0.15	600
NBQ321611T-190 □ -N	19	0.15	600
NBQ321611T-320 □ -N	32	0.15	600
NBQ321611T-600 □ -N	60	0.15	500
NBQ321611T-800 □ -N	80	0.15	500
NBQ321611T-900 □ -N	90	0.15	500
NBQ321611T-121 □ -N	120	0.2	400
NBQ321611T-151 □ -N	150	0.2	400
NBQ321611T-201 □ -N	200	0.25	300
NBQ321611T-221 □ -N	220	0.3	300
NBQ321611T-351 □ -N	350	0.3	300
NBQ321611T-401 □ -N	400	0.3	300
NBQ321611T-601 □ -N	600	0.35	300
NBQ321611T-122 □ -N	1200	0.4	200
NBQ321611T-152 □ -N	1500	0.45	200

NOTE : □ -tolerance Y=±25% / T=±30%

1.Operating temperature range -55°C~125°C

2.Rate current: App;ied the current to coils, the temperature rise shall not be more than 30°C

"-N"FOR COMPLETELY LEAD FREE TYPE(INCLUDING FERRITE BODY & SOLDER)

GB SERIES, FOR MID CURRENT USE

APPLICATIONS

* Computers * Modems * CD-ROMs * Hard Drives
* Televisions * Wireless Device

FEATURES

This series exhibits a low DC resistance across a wide range of impedances.

Low DC resistance characteristics make the chip beads suitable for use on signal lines handing larger currents.

ELECTRICAL CHARACTERISTICS

PART NO.	IMPEDANCE at 100MHz (Ω ± 25%)	DC RESISTANCE (Ω) Max.	RATED CURRENT (mA) Max.
GBK160808T-110Y-S	11	0.03	1000
GBK160808T-190Y-S	19	0.05	1000
GBK160808T-300Y-S	30	0.06	800
GBK160808T-400Y-S	40	0.06	800
GBK160808T-600Y-S	60	0.06	600
GBK160808T-800Y-S	80	0.10	600
GBK160808T-121Y-S	120	0.15	600
GBK160808T-221Y-S	220	0.18	400
GBK160808T-301Y-S	300	0.25	400
GBK160808T-451Y-S	450	0.30	400
GBK160808T-601Y-S	600	0.30	400
GBK160808T-751Y-S	750	0.45	300
GBK160808T-102Y-S	1000	0.45	300
GBY201209T-070Y-S	7	0.06	1000
GBY201209T-090Y-S	9	0.06	1000
GBY201209T-110Y-S	11	0.06	1000
GBY201209T-170Y-S	17	0.06	1000
GBY201209T-320Y-S	32	0.06	1000
GBK201209T-600Y-S	60	0.10	800
GBK201209T-700Y-S	70	0.10	800
GBK201209T-800Y-S	80	0.10	800
GBK201209T-121Y-S	120	0.15	600
GBK201209T-151Y-S	150	0.15	600
GBK201209T-221Y-S	220	0.18	600
GBK201209T-301Y-S	300	0.18	600
GBK201209T-401Y-S	400	0.18	600
GBK201209T-501Y-S	500	0.25	500
GBK201209T-601Y-S	600	0.25	500
GBK201209T-751Y-S	750	0.30	400
GBK201209T-102Y-S	1000	0.30	400
GBK201209T-152Y-S	1500	0.40	400
GBK201209T-202Y-S	2000	0.55	400

PART NO.	IMPEDANCE at 100MHz (Ω ±25%)	DC RESISTANCE (Ω) Max.	RATED CURRENT (mA) Max.
GBY321611T-190Y-S	19	0.03	1000
GBY321611T-260Y-S	26	0.03	1000
GBY321611T-320Y-S	32	0.03	1000
GBY321611T-500Y-S	50	0.06	800
GBY321611T-600Y-S	60	0.06	800
GBK321611T-700Y-S	70	0.06	800
GBK321611T-900Y-S	90	0.10	800
GBK321611T-121Y-S	120	0.10	800
GBK321611T-151Y-S	150	0.10	800
GBK321611T-201Y-S	200	0.15	600
GBK321611T-401Y-S	400	0.15	600
GBK321611T-501Y-S	500	0.15	600
GBK321611T-601Y-S	600	0.20	500
GBK321611T-102Y-S	1000 *	0.25	400
GBK321611T-122Y-S	1200 *	0.25	400
GBK321611T-202Y-S	2000 **	0.35	400
GBY321616T-250Y-S	25	0.10	1000
GBY321616T-600Y-S	60	0.10	1000
GBK321616T-700Y-S	70	0.10	1000
GBY322513T-320Y-S	32	0.10	1000
GBY322513T-600Y-S	60	0.10	1000
GBY322513T-900Y-S	90	0.10	1000
GBY451616T-500Y-S	50	0.10	1000
GBY451616T-600Y-S	60	0.10	1000
GBY451616T-800Y-S	80	0.10	1000
GBY451616T-101Y-S	100	0.18	800
GBK451616T-151Y-S	150	0.18	800
GBK451616T-171Y-S	170	0.18	800
GBY453215T-700Y-S	70	0.18	800
GBY453215T-121Y-S	120	0.18	800

Note : * at 50MHz ** at 30MHz

ELECTRICAL CHARACTERISTICS : LEAD-FREE & ROHS COMPLIANCE

PART NO.	IMPEDANCE at 100MHz (Ω ± 25%)	DC RESISTANCE (Ω) Max.	RATED CURRENT (mA) Max.
GBK160808T-110 □ -N	11	0.03	1000
GBK160808T-190 □ -N	19	0.05	1000
GBK160808T-300 □ -N	30	0.06	800
GBK160808T-320 □ -N	32	0.06	800
GBK160808T-400 □ -N	40	0.06	800
GBK160808T-500 □ -N	50	0.06	600
GBK160808T-600 □ -N	60	0.06	600
GBK160808T-800 □ -N	80	0.1	600
GBK160808T-101 □ -N	100	0.15	600
GBK160808T-121 □ -N	120	0.15	600
GBK160808T-181 □ -N	180	0.18	400
GBK160808T-221 □ -N	220	0.18	400
GBK160808T-301 □ -N	300	0.25	400
GBK160808T-451 □ -N	450	0.3	400
GBK160808T-471 □ -N	470	0.3	400
GBK160808T-601 □ -N	600	0.3	400
GBK160808T-751 □ -N	750	0.45	300
GBK160808T-102 □ -N	1000	0.45	300
GBK160808T-152 □ -N	1500	0.7	150
GBY201209T-070 □ -N	7	0.06	1000
GBY201209T-090 □ -N	9	0.06	1000
GBY201209T-110 □ -N	11	0.06	1000
GBY201209T-170 □ -N	17	0.06	1000
GBY201209T-300 □ -N	30	0.06	1000
GBY201209T-320 □ -N	32	0.06	1000
GBY201209T-330 □ -N	33	0.1	800
GBY201209T-400 □ -N	40	0.1	800
GBK201209T-600 □ -N	60	0.1	800
GBK201209T-700 □ -N	70	0.1	800
GBK201209T-800 □ -N	80	0.1	800
GBK201209T-101 □ -N	100	0.15	600
GBK201209T-121 □ -N	120	0.15	600
GBK201209T-151 □ -N	150	0.15	600
GBK201209T-221 □ -N	220	0.18	600
GBK201209T-301 □ -N	300	0.18	600

ELECTRICAL CHARACTERISTICS : LEAD-FREE & ROHS COMPLIANCE

PART NO.	IMPEDANCE at 100MHz (Ω ± 25%)	DC RESISTANCE (Ω) Max.	RATED CURRENT (mA) Max.
GBK201209T-401 □ -N	400	0.18	600
GBK201209T-501 □ -N	500	0.25	500
GBK201209T-601 □ -N	600	0.25	500
GBK201209T-751 □ -N	750	0.3	400
GBK201209T-102 □ -N	1000	0.3	400
GBK201209T-152 □ -N	1500	0.4	400
GBK201209T-202 □ -N	2000	0.55	400
GBY321611T-190 □ -N	19	0.03	1000
GBY321611T-260 □ -N	26	0.03	1000
GBY321611T-320 □ -N	32	0.03	1000
GBY321611T-500 □ -N	50	0.06	800
GBY321611T-600 □ -N	60	0.06	800
GBK321611T-700 □ -N	70	0.06	800
GBK321611T-900 □ -N	90	0.1	800
GBK321611T-121 □ -N	120	0.1	800
GBK321611T-151 □ -N	150	0.1	800
GBK321611T-201 □ -N	200	0.15	600
GBK321611T-301 □ -N	300	0.15	600
GBK321611T-401 □ -N	400	0.15	600
GBK321611T-501 □ -N	500	0.15	600
GBK321611T-601 □ -N	600	0.2	500
GBK321611T-102 □ -N	1000	0.25	400
GBK321611T-122 □ -N	1200	0.25	400
GBK321611T-202 □ -N	2000	0.35	400
GBY321611T-250 □ -N	25	0.1	1000
GBY321611T-600 □ -N	60	0.1	1000
GBK321611T-700 □ -N	70	0.1	1000
GBY322513T-320 □ -N	32	0.1	1000
GBY322513T-600 □ -N	60	0.1	1000
GBY322513T-900 □ -N	90	0.1	1000
GBY451616T-500 □ -N	50	0.1	1000
GBY451616T-600 □ -N	60	0.1	1000
GBY451616T-800 □ -N	80	0.1	1000
GBY451616T-101 □ -N	100	0.18	800

ELECTRICAL CHARACTERISTICS : LEAD-FREE & ROHS COMPLIANCE

PART NO.	IMPEDANCE at 100MHz (Ω ± 25%)	DC RESISTANCE (Ω) Max.	RATED CURRENT (mA) Max.
GBK451616T-151 □ -N	150	0.18	800
GBK451616T-171 □ -N	170	0.18	800
GBY453215T-700 □ -N	70	0.18	800
GBY453215T-121 □ -N	120	0.18	800

TAPE DIMENSIONS

Dimensions : mm

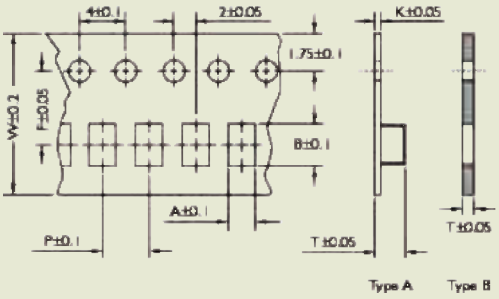

TYPE		A	B	T	W	P	F	K	TAPE TYPE
SB/PB/NB	100505	0.65	1.15	0.60	8.0	2.0	3.5	-	B
SB/PB/UP/NB/GB	160808	1.10	1.85	0.95	8.0	4.0	3.5	-	B
SB/PB/UP/NB/GB	201209	1.42	2.25	0.22	8.0	4.0	3.5	1.04	A
SB/PB/UP/NB/GB	321611	1.88	3.50	0.22	8.0	4.0	3.5	1.27	A
SB/GB	321616	1.88	3.53	0.22	8.0	4.0	3.5	1.80	A
SB/GB	322513	2.77	3.42	0.22	8.0	4.0	3.5	1.55	A
SB/PB/GB	451616	1.93	4.95	0.24	12.0	4.0	5.5	1.93	A
SB/PB/GB	453215	3.66	4.95	0.24	12.0	8.0	5.5	1.85	A

TAPE MATERIAL

Carrier Tape : Polystyrene (for 201209, 201211, 321611, etc.)
Paper (for 160808, 100505)
Cover Type : Polyethyiene

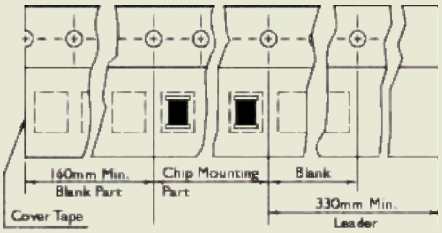

PACKAGING QUANTITY

TYPE		BULK	QUANTITY/REEL
SB/PB/NB	100505	√	10000
SB/PB/UP/NB/GB	160808	√	4000
SB/PB/UP/NB/GB	201209	√	4000
SB/PB/UP/NB/GB	321611	√	3000
SB/GB	321616	√	2000
SB/GB	322513	√	2500
SB/PB/GB	451616	√	2000
SB/PB/GB	453215	√	1000

REEL DIMENSIONS

Dimensions : mm

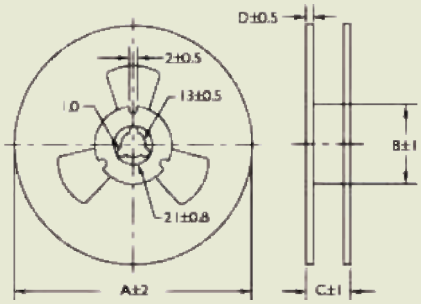

TYPE		A	B	C	D
SB/PB/NB	100505	178	60	10	2
SB/PB/UP/NB/GB	160808	178	60	10	2
SB/PB/UP/NB/GB	201209	178	60	10	2
SB/PB/UP/NB/GB	321611	178	60	10	2
SB/GB	321616	178	60	10	2
SB/GB	322513	178	60	10	2
SB/PB/GB	451616	178	60	14	2
SB/PB/GB	453215	178	60	14	2

RECOMMENDED PATTERN

Dimensions : mm

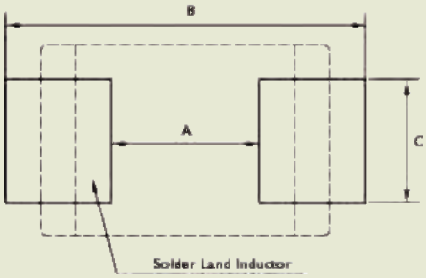

* Don't apply narrower pattern than listed above to PBY and upb
Narrow pattern might cause excessive heat or open circuit.

TYPE		A	B	C
SB/PB/NB	100505	0.4	1.2 ~ 1.4	0.4
SB/PB/UP/NB/GB	160808	0.8	2.4 ~ 3.4	0.6
SB/PB/UP/NB/GB	201209	1.2	3.0 ~ 4.0	1.0
SB/PB/UP/NB/GB	321611	2.0	4.2 ~ 5.2	1.2
SB/GB	321616	2.0	4.2 ~ 5.2	1.2
SB/GB	322513	2.0	5.5 ~ 6.5	1.8
SB/PB/GB	451616	3.0	5.5 ~ 6.5	1.2
SB/PB/GB	453215	3.0	5.5 ~ 6.5	2.4

TYPICAL ELECTRICAL CHARACTERISTICS

Test Instruments : HP4291A Impedance / Material Analyzer

SBY100505T-060Y-S

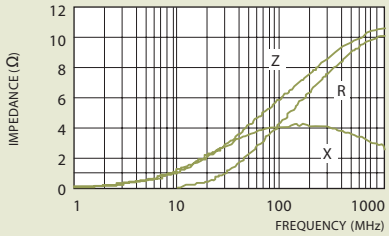

RDC<0.05Ω Rated Current: 500mA

SBY100505T-100Y-S

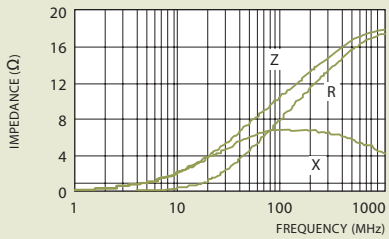

RDC< 0.05Ω Rated Current: 500mA

SBY100505T-400Y-S

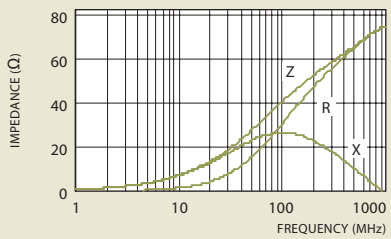

RDC< 0.30Ω Rated Current: 300mA

SBY100505T-800Y-S

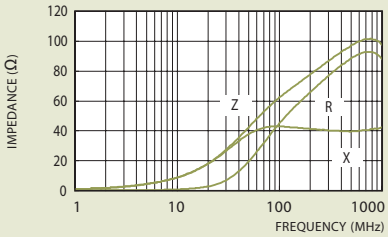

RDC<0.40Ω Rated Current: 200mA

SBY100505T-121Y-S

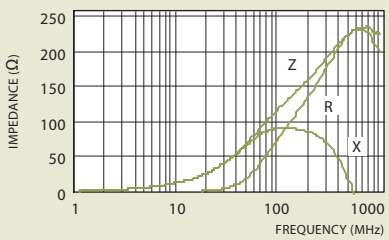

RDC< 0.50Ω Rated Current: 200mA

SBY100505T-241Y-S

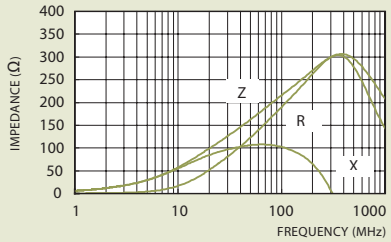

RDC<0.5Ω Rated Current: 200mA

SBY100505T-481Y-S

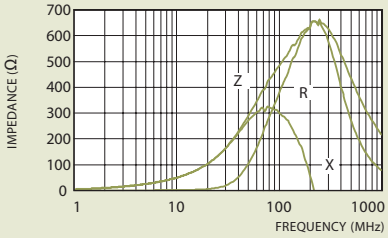

RDC<0.80Ω Rated Current: 200mA

SBY100505T-601Y-S

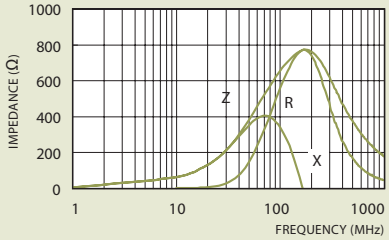

RDC<1.00Ω Rated Current: 200mA

SBK16808T-110Y-S

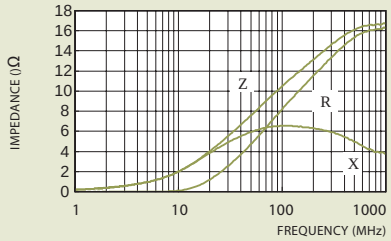

RDC<0.05Ω Rated Current: 500mA

SBK160808T-190Y-S

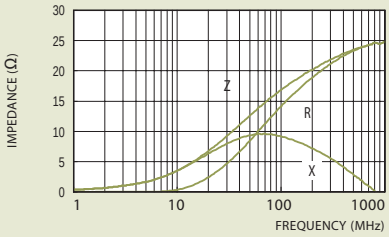

RDC<0.80Ω Rated Current: 500mA

SBK160808Y-300Y-S

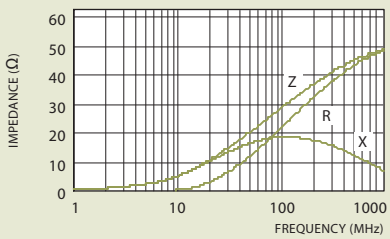

RDC< 0.10Ω Rated Current: 400mA

SBK160808T-400Y-S

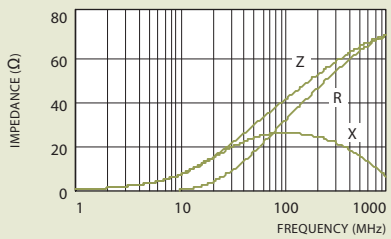

RDC< 0.10Ω Rated Current: 400mA

SBK160808T-600Y-S

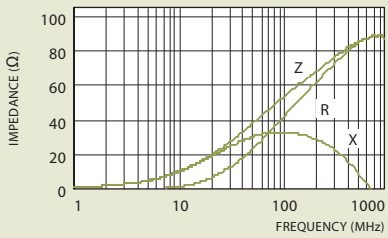

RDC< 0.10Ω Rated Current: 300mA

SBK160808T-800Y-S

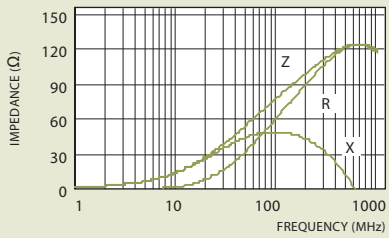

RDC< 0.15Ω Rated Current: 300mA

SBK160808T-121Y-S

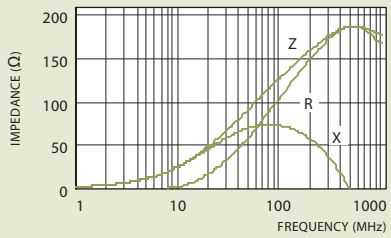

RDC< 0.25Ω Rated Current: 300mA

TYPICAL ELECTRICAL CHARACTERISTICS

Test Instruments : HP4291A Impedance / Material Analyzer

SBK160808T-221Y-S

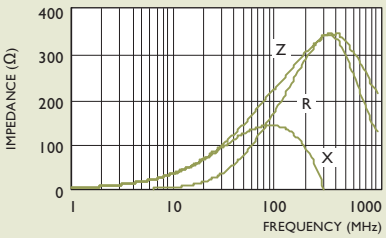

RDC< 0.30Ω Rated Current: 200mA

SBK160808T-301Y-S

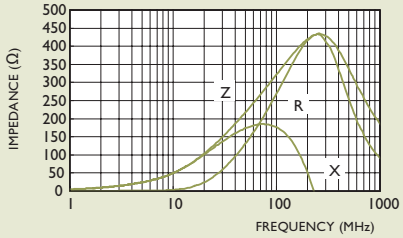

RDC<0.40Ω Rated Current: 200mA

SBK160808T-451Y-S

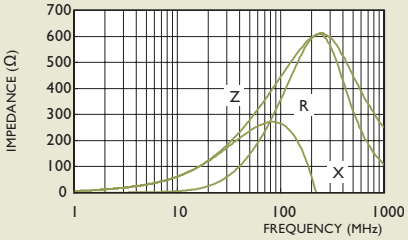

RDC<0.50Ω Rated Current: 200mA

SBK160808T-601Y-S

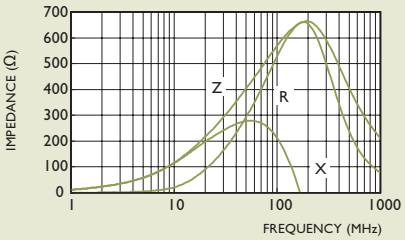

RDC<0.50Ω Rated Current: 200mA

SBK160808T-751Y-S

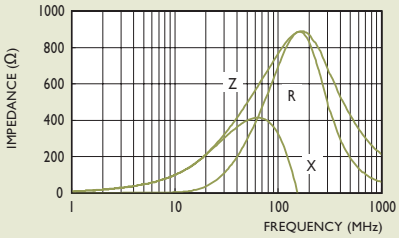

RDC<0.70Ω Rated Current: 200mA

SBK160808T-102Y-S

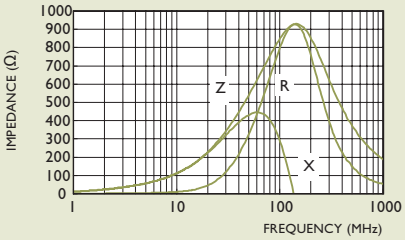

RDC<0.70Ω Rated Current: 200mA

SBK160808T-152Y-S

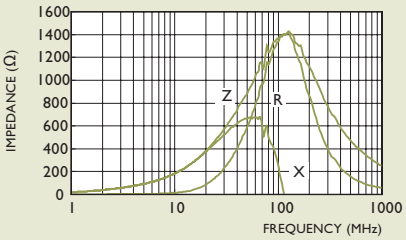

RDC<1.00Ω Rated Current: 50mA

SBY201209T-070Y-S

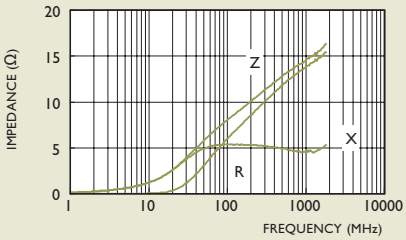

RDC<0.10Ω Rated Current:600mA

SBY201209T-090Y-S

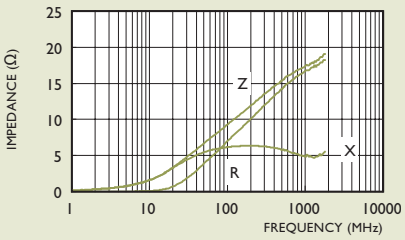

RDC<0.10Ω Rated Current:600mA

SBY201209T-110Y-S

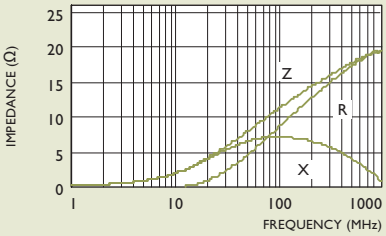

RDC< 0.10Ω Rated Current: 600mA

SBY201209T-170Y-S

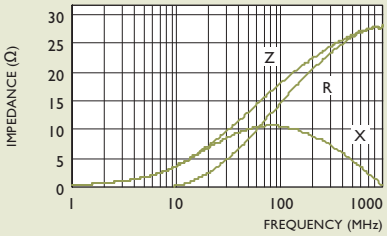

RDC< 0.10Ω Rated Current: 600mA

SBY201209T-320Y-S

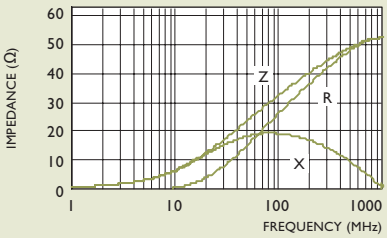

RDC< 0.10Ω Rated Current: 600mA

SBK201209T-600Y-S

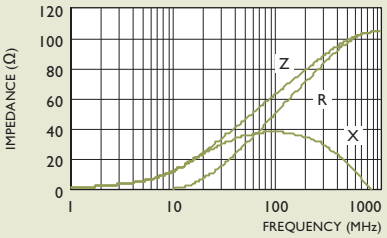

RDC< 0.15Ω Rated Current: 500mA

SBK201209T-700Y-S

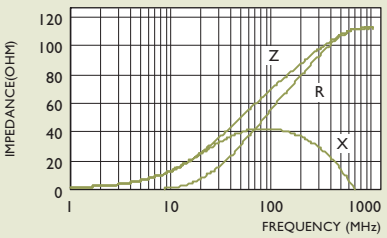

RDC< 0.15Ω Rated Current: 500 mA

TYPICAL ELECTRICAL CHARACTERISTICS

Test Instruments : HP4291A Impedance / Material Analyzer

SBK201209T-800Y-S

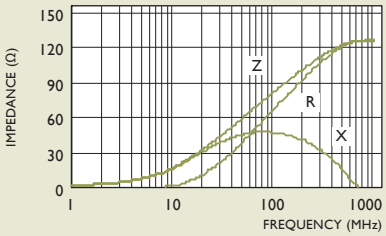

RDC< 0.15Ω Rated Current: 500mA

SBK201209T-121Y-S

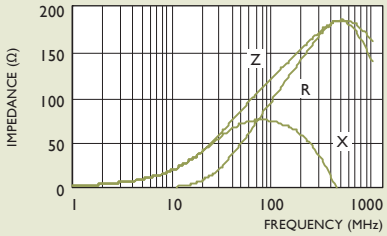

RDC< 0.25Ω Rated Current: 300mA

SBK201209T-151Y-S

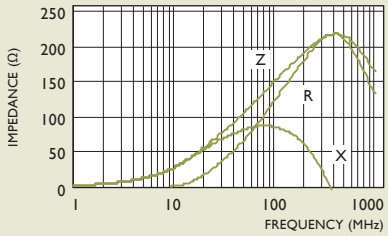

RDC< 0.25Ω Rated Current: 300mA

SBK201209T-221Y-S

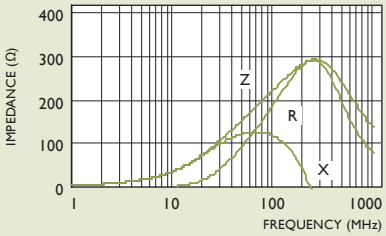

RDC< 0.30 Ω Rated Current: 300mA

SBK201209T-301Y-S

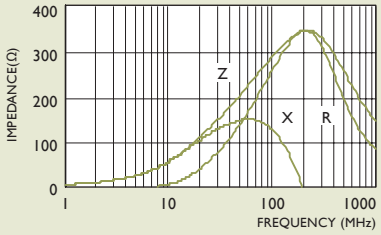

RDC< 0.30 Ω Rated Current: 300mA

SBK201209T-401Y-S

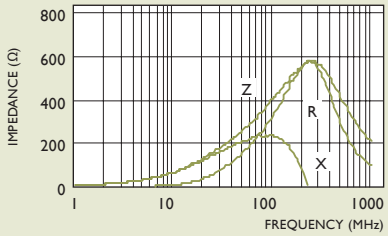

RDC<0.30 Ω Rated Current: 300mA

SBK201209T-501Y-S

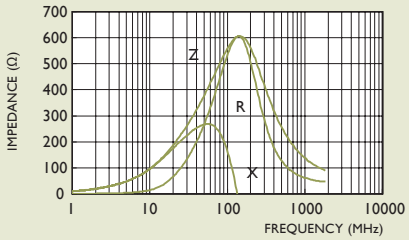

RDC<0.40 Ω Rated Current: 300mA

SBK201209T-601Y-S

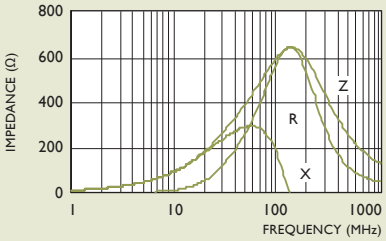

RDC< 0.40 Ω Rated Current: 300mA

SBK201209T-751Y-S

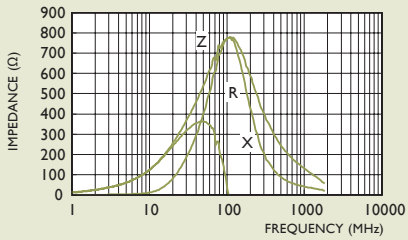

RDC<0.50 Ω Rated Current: 200mA

SBK201209T-102Y-S

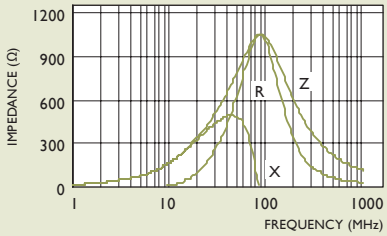

RDC< 0.50Ω Rated Current: 200mA

SBK201209T-152Y-S

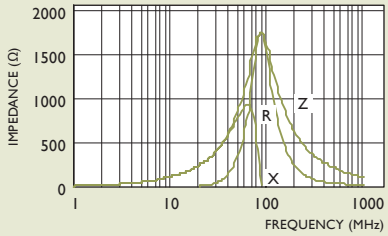

RDC< 0.60Ω Rated Current: 200mA

SBK201209T-202Y-S

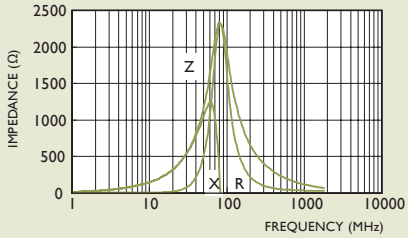

RDC<0.80 Ω Rated Current: 100mA

SBK201209T-222Y-S

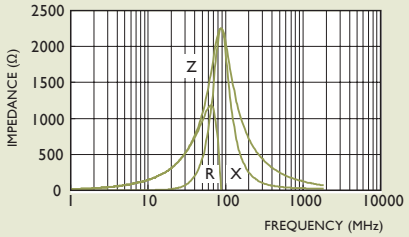

RDC<1.00 Ω Rated Current: 100mA

SBK201209T-252Y-S

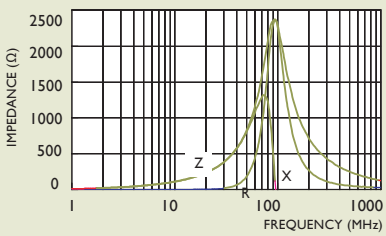

RDC< 1.00Ω Rated Current: 600mA

SBK201209T-272Y-S

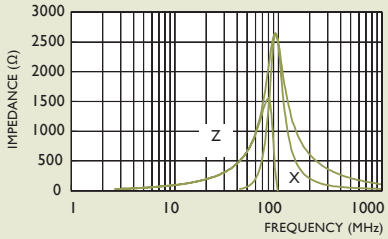

RDC< 1.50 Ω Rated Current: 600mA

TYPICAL ELECTRICAL CHARACTERISTICS

Test Instruments : HP4291A Impedance / Material Analyzer

SBY321611T-190Y-S

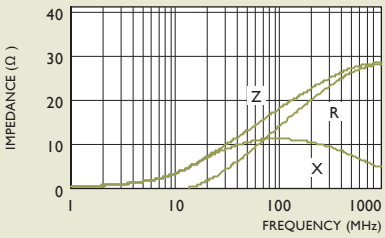

RDC< 0.05Ω Rated Current: 600mA

SBY321611T-260Y-S

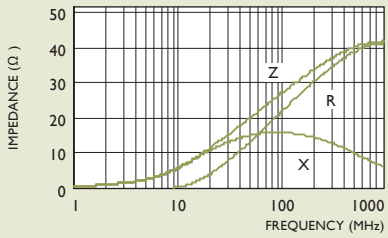

RDC< 0.05Ω Rated Current: 600mA

SBY321611T-320Y-S

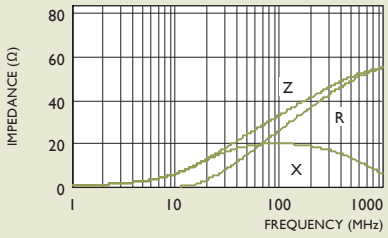

RDC< 0.05Ω Rated Current: 600mA

SBY321611T-500Y-S

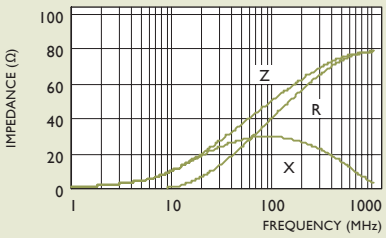

RDC< 0.10 Ω Rated Current: 500mA

SBY321611T-600Y-S

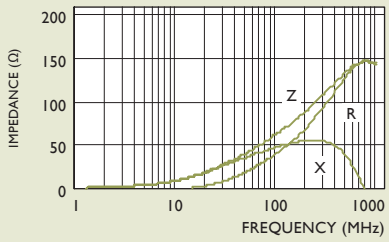

RDC< 0.10Ω Rated Current: 500mA

SBK321611T-700Y-S

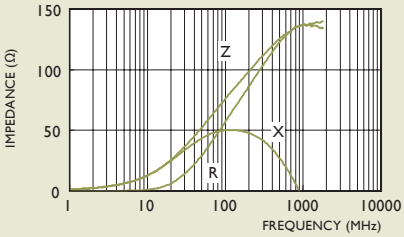

RDC<0.10Ω Rated Current: 500mA

SBK321611T-900Y-S

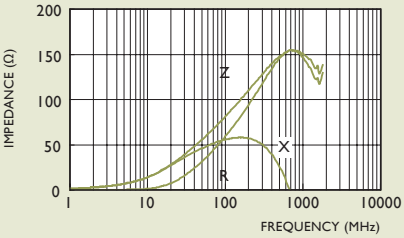

RDC<0.15 Ω Rated Current: 500mA

SBK321611T-121Y-S

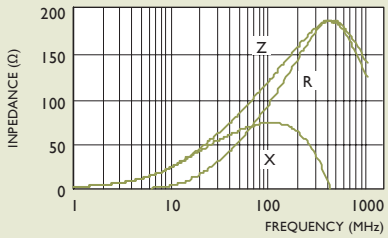

RDC< 0.15Ω Rated Current: 500mA

SBK321611T-151Y-S

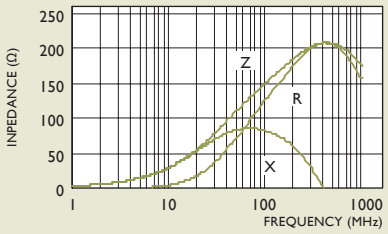

RDC< 0.15Ω Rated Current: 500mA

SBK321611T-201Y-S

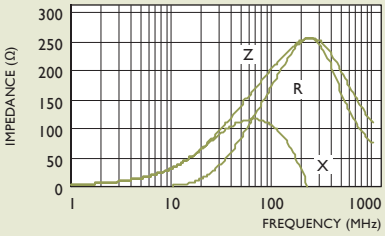

RDC< 0.20Ω Rated Current: 400mA

SBK321611T-401Y-S

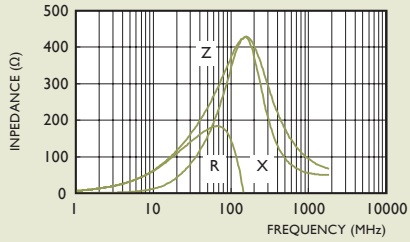

RDC<0.20Ω Rated Current: 400mA

SBK321611T-501Y-S

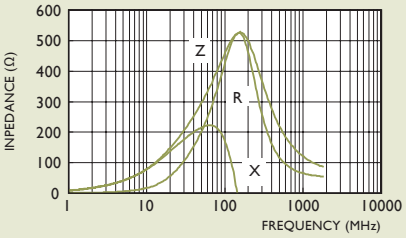

RDC<0.20Ω Rated Current: 400mA

SBK321611T-601Y-S

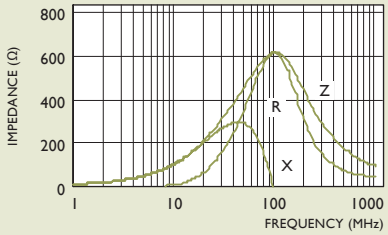

RDC<0.30Ω Rated Current: 400mA

SBK321611T-102Y-S

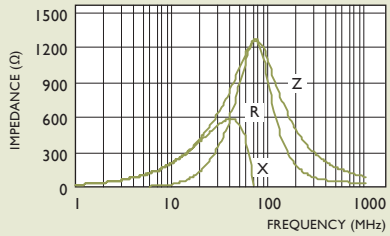

RDC< 0.40Ω Rated Current: 200mA

SBK321611T-122Y-S

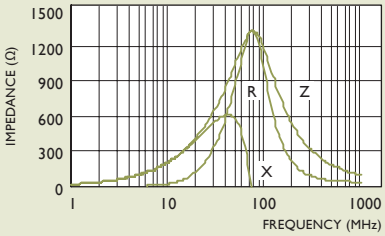

RDC< 0.40Ω Rated Current: 200mA

TYPICAL ELECTRICAL CHARACTERISTICS

Test Instruments : HP4291A Impedance / Material Analyzer

SBK321611T-152Y-S

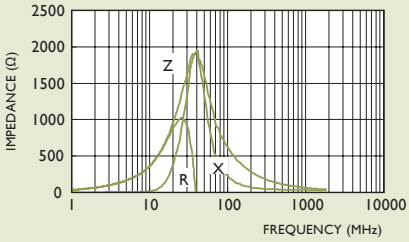

RDC<0.45Ω Rated Current: 200mA

SBK321611T-202Y-S

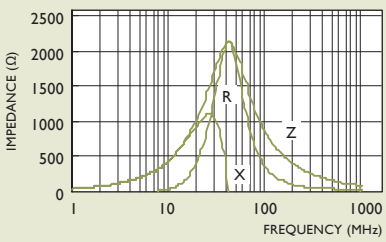

RDC< 0.60Ω Rated Current: 200mA

SBK321611T-272Y-S

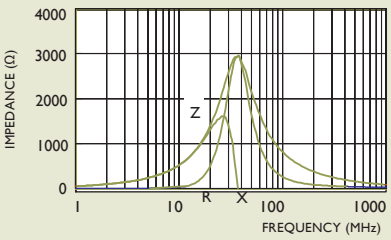

RDC<0.60Ω Rated Current: 200mA

SBY321616T-250Y-S

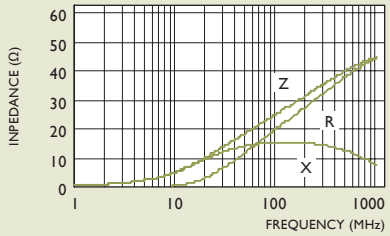

RDC< 0.10Ω Rated Current: 500mA

SBY321616T-600Y-S

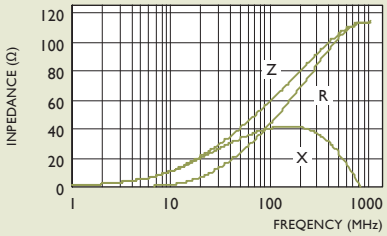

RDC< 0.20Ω Rate Current: 500mA

SBK321616T-700Y-S

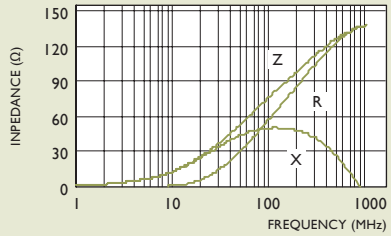

RDC< 0.20Ω Rated Current: 500mA

SBY322513T-320Y-S

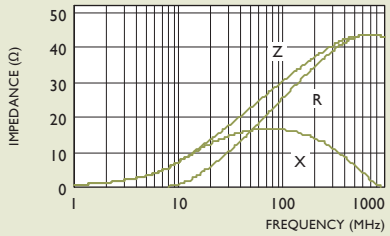

RDC< 0.2Ω Rated Current: 500mA

SBY322513T-600Y-S

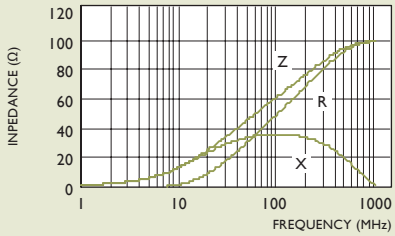

RDC< 0.2Ω Rated Current: 500mA

SBY322513T-900Y-S

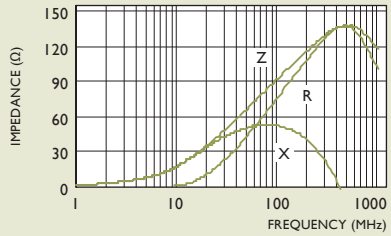

RDC< 0.2Ω Rated Current: 500mA

SBY451616T-500Y-S

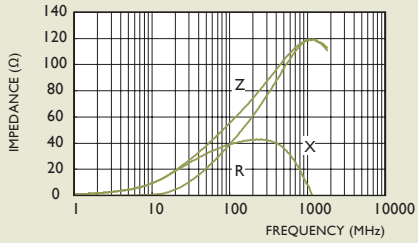

RDC<0.20Ω Rated Current: 600mA

SBY451616T-600Y-S

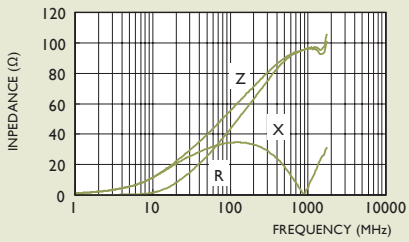

RDC<0.20Ω Rated Current: 600mA

SBY451616T-800Y-S

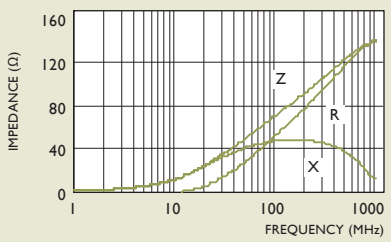

RDC< 0.20Ω Rated Current: 600mA

SBY451616T-101Y-S

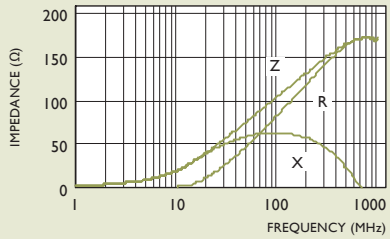

RDC< 0.3Ω Rated Current: 500mA

SBK451616T-151Y-S

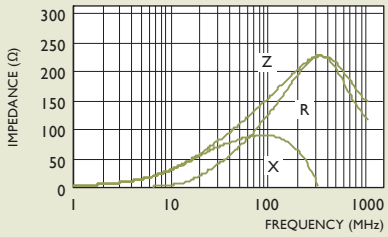

RDC< 0.3Ω Rated Current: 500mA

SBK451616T-171Y-S

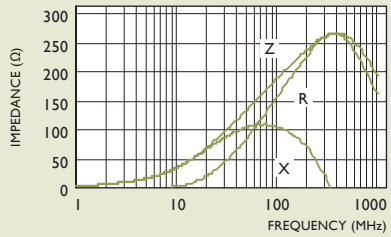

RDC<0.30Ω Rated Current: 500mA

TYPICAL ELECTRICAL CHARACTERISTICS

Test Instruments : HP4291A Impedance / Material Analyzer

SBY453215T-700Y-S

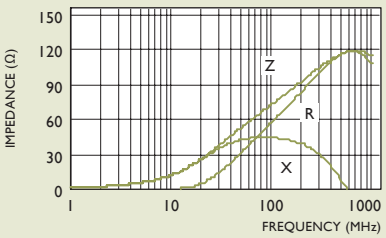

RDC< 0.3Ω Rated Current: 500mA

SBY453215T-121Y-S

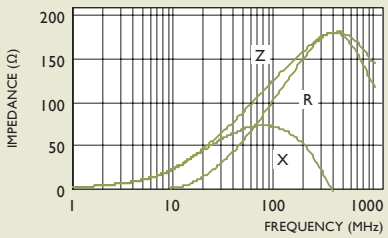

RDC<0.3Ω Rated Current: 500mA

PBY100505T-100Y-S

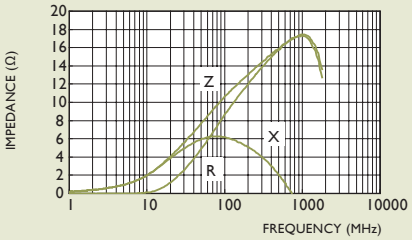

RDC<0.03Ω Rated Current: 1000mA

PBY160808T-110Y-S

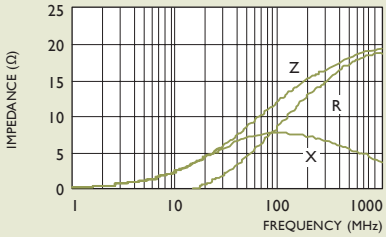

RDC<0.020Ω Rated Current: 4000mA

PBY160808T-250Y-S

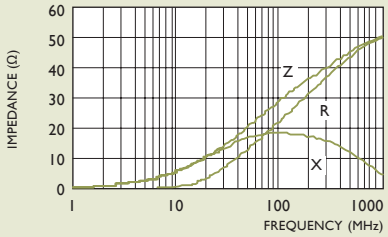

RDC< 0.03Ω Rated Current: 3000mA

PBY160808T-400Y-S

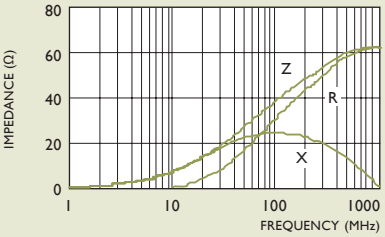

RDC< 0.035Ω Rated Current: 3000mA

PBY160808T-600Y-S

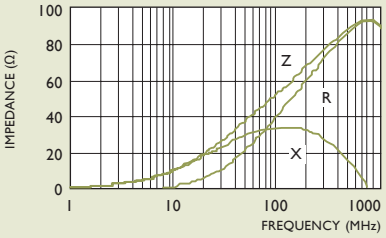

RDC< 0.04Ω Rated Current: 3000mA

PBY160808T-121Y-S

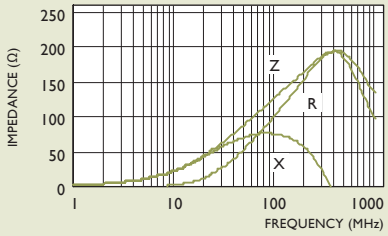

RDC< 0.08Ω Rated Current: 2500mA

PBY160808T-301Y-S

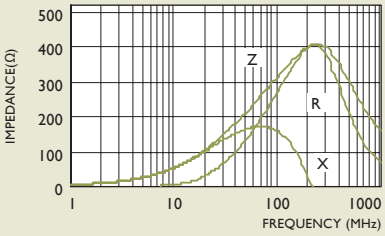

RDC< 0.10Ω Rated Current: 2000mA

PBY160808T-501Y-S

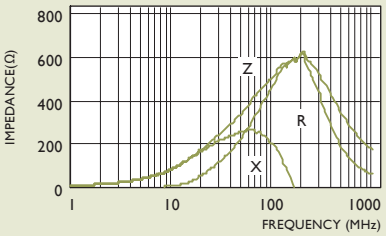

RDC< 0.15Ω Rated Current: 1500mA

PBY160808T-601Y-S

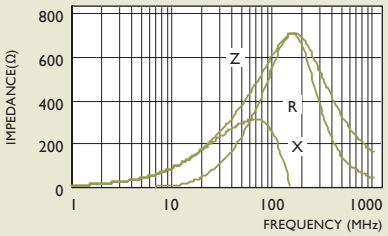

RDC< 0.20Ω Rated Current: 1000mA

PBY160808T-102Y-S

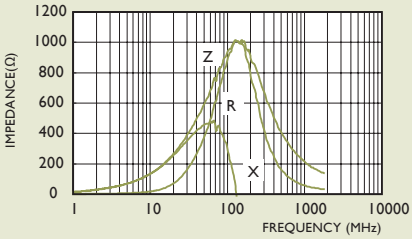

RDC<0.25Ω Rated Current: 800mA

PBY201209T-110Y-S

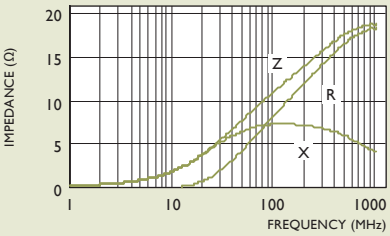

RDC<0.01Ω Rated Current: 6000mA

PBY201209T-170Y-S

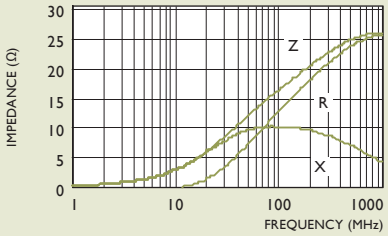

RDC<0.02Ω Rated Current: 5000mA

PBY201209T-300Y-S

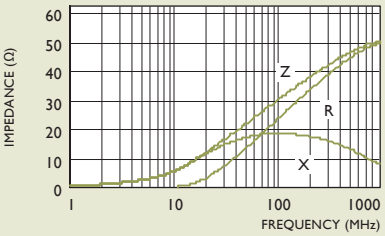

RDC<0.15Ω Rated Current: 4000mA

TYPICAL ELECTRICAL CHARACTERISTICS

Test Instruments : HP4291A Impedance / Material Analyzer

PBY201209T-500Y-S

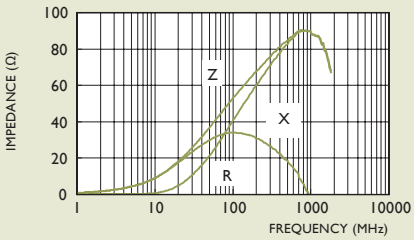

RDC<0.025 Rated Current: 3000mA

PBY201209T-600Y-S

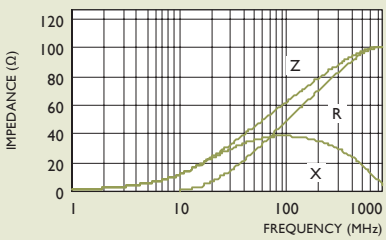

RDC< 0.03 Rated Current: 3000mA

PBY201209T-800Y-S

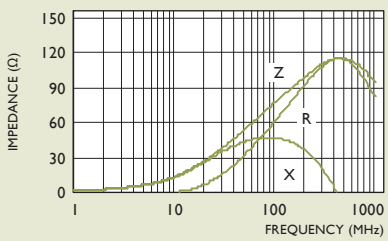

RDC< 0.04 Rated Current: 3000mA

PBY201209T-121Y-S

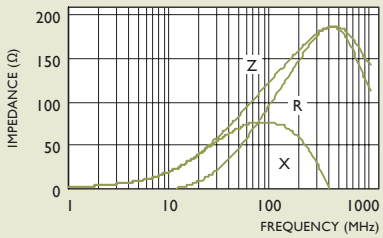

RDC< 0.04Ω Rated Current: 3000mA

PBY201209T-201Y-S

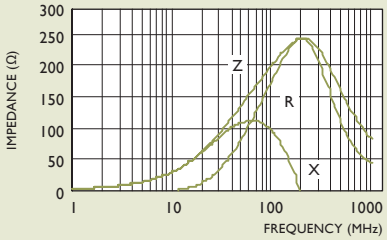

RDC< 0.05Ω Rated Current: 2500mA

PBY201209T-301Y-S

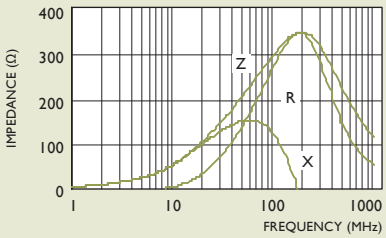

RDC<0.08 Ω Rated Current: 2000mA

PBY201209T-601Y-S

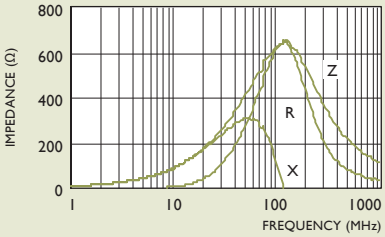

RDC< 0.10Ω Rated Current: 2000mA

PBY201209T-102Y-S

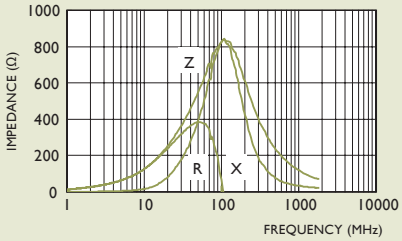

RDC<0.12Ω Rated Current: 1500mA

PBY321611T-190Y-S

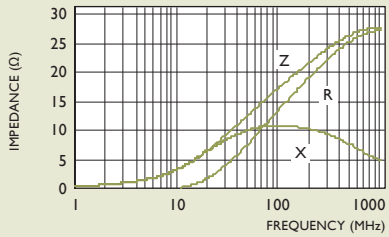

RDC< 0.015Ω Rated Current: 6000mA

PBY321611T-320Y-S

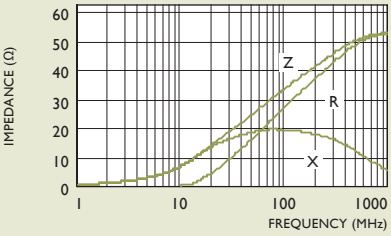

RDC< 0.015Ω Rated Current: 4000mA

PBY321611T-500Y-S

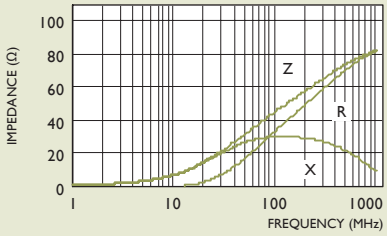

RDC< 0.02Ω Rated Current: 4000mA

PBY321611T-800Y-S

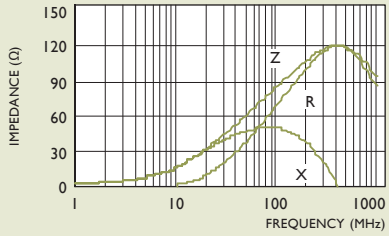

RDC< 0.025Ω Rated Current: 3000mA

PBY321611T-101Y-S

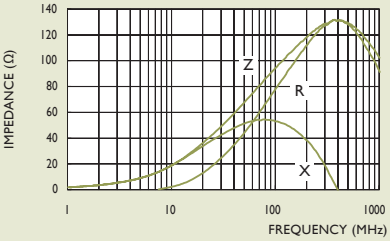

RDC< 0.03Ω Rated Current: 4000mA

PBY321611T-121Y-S

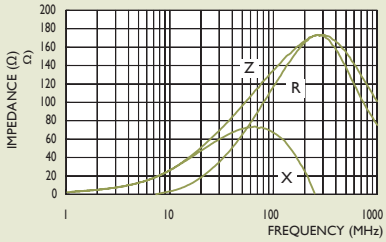

RDC< 0.03Ω Rated Current: 4000mA

PBY321611T-221Y-S

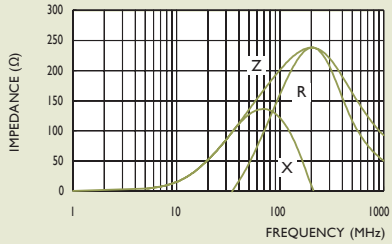

RDC< 0.05Ω Rated Current: 3000mA

TYPICAL ELECTRICAL CHARACTERISTICS

Test Instruments : HP4291A Impedance / Material Analyzer

PBY321611T-301Y-S

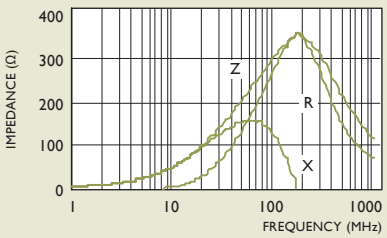

RDC< 0.06Ω Rated Current: 2000mA

PBY321611T-601Y-S

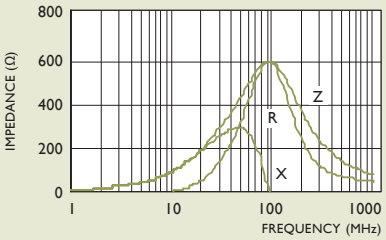

RDC< 0.10Ω Rated Current: 1800mA

PBY321611T-102Y-S

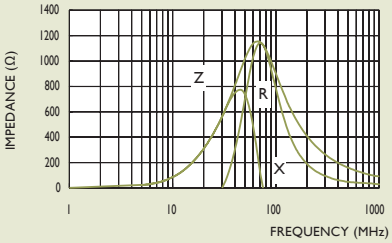

RDC< 0.150Ω Rated Current: 1200mA

PBY321611T-152Y-S

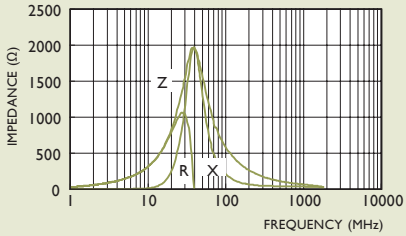

RDC<0.020Ω Rated Current: 800mA

PBY322513T-600Y-S

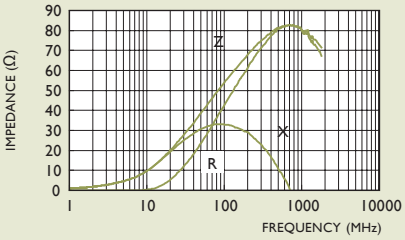

RDC<0.025 Ω Rated Current: 4000mA

PBY322513T-900Y-S

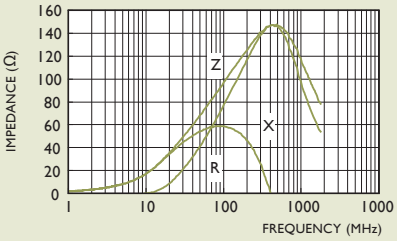

RDC<0.025Ω Rated Current: 3000mA

PBY451616T-500Y-S

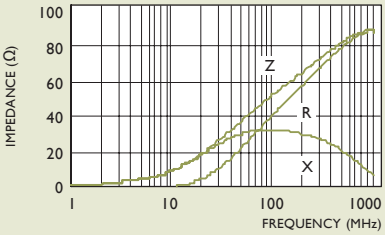

RDC: 0.02Ω Rated Current: 6000mA

PBY451616T-600Y-S

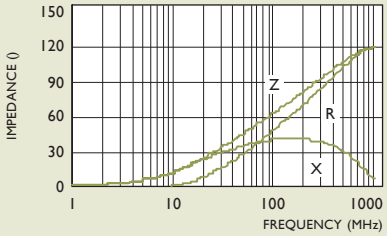

RDC< 0.02 Rated Current: 5000mA

PBY451616T-800Y-S

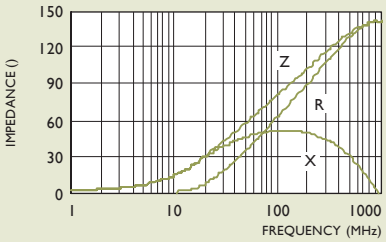

RDC< 0.025 Rated Current: 4000mA

PBY453215T-700Y-S

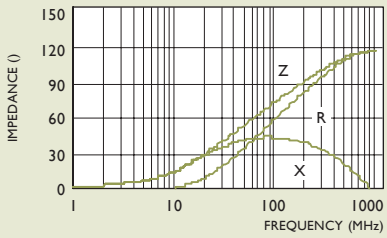

RDC< 0.03 Rated Current: 6000mA

PBY453215T-121Y-S

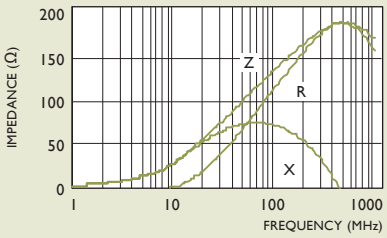

RDC< 0.03Ω Rated Current: 4000mA

NBQ100505T-060Y-S

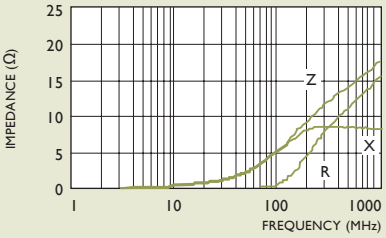

RDC< 0.10Ω Rated Current: 300mA

NBQ100505T-800Y-S

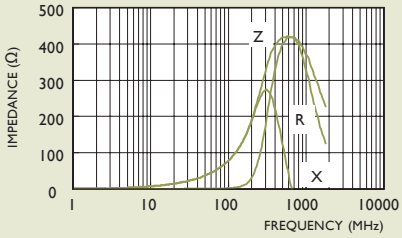

RDC<0.60Ω Rated Current: 100mA

NBQ100505T-121Y-S

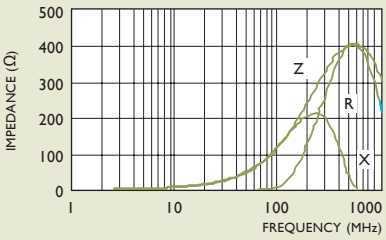

RDC< 0.8Ω Rated Current: 50mA

NBQ160808T-060Y-S

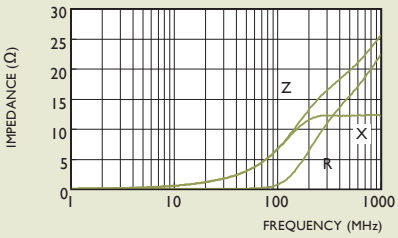

RDC<0.05Ω Rated Current: 500mA

TYPICAL ELECTRICAL CHARACTERISTICS

Test Instruments : HP4291A Impedance / Material Analyzer

NBQ160808T-100Y-S

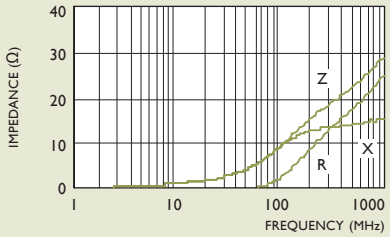

RDC< 0.07Ω Rated Current: 400mA

NBQ160808T-400Y-S

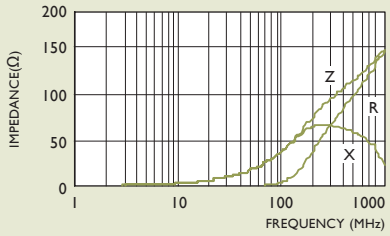

RDC< 0.2Ω Rate Current: 300mA

NBQ160808T-600Y-S

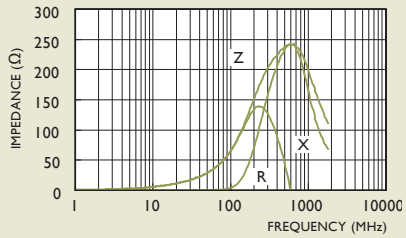

RDC<0.25Ω Rated Current: 300mA

NBQ160808T-800Y-S

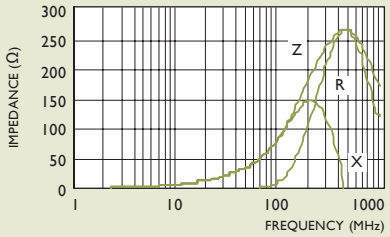

RDC< 0.25Ω Rated Current: 300mA

NBQ160808T-121Y-S

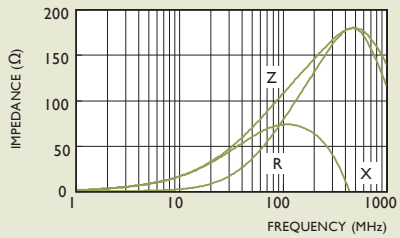

RDC<0.30Ω Rated Current: 300mA

NBQ160808T-241Y-S

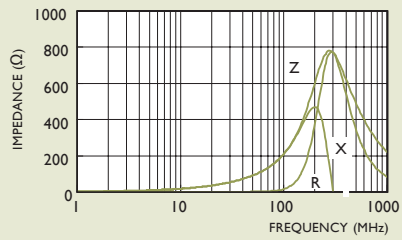

RDC< 0.35Ω Rated Current: 200mA

NBQ160808T-301Y-S

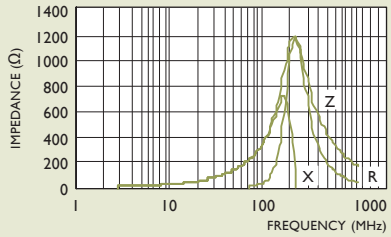

RDC< 0.4Ω Rated Current: 200mA

NBQ160808T-481Y-S

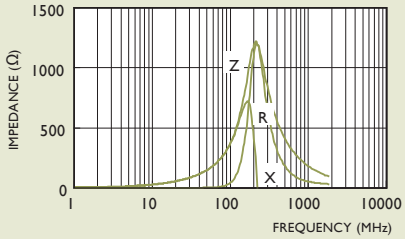

RDC<0.50Ω Rated Current: 200mA

NBQ160808T-601Y-S

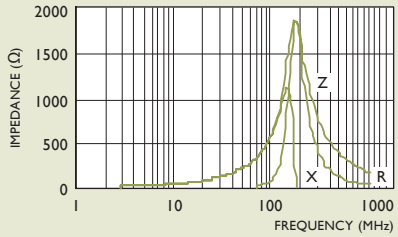

RDC< 0.5Ω Rated Current: 200mA

NBQ160808T-102Y-S

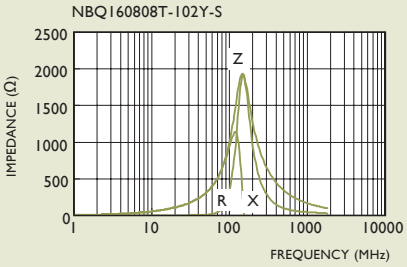

RDC<0.6Ω Rated Current: 100mA

NBQ160808T-122Y-S

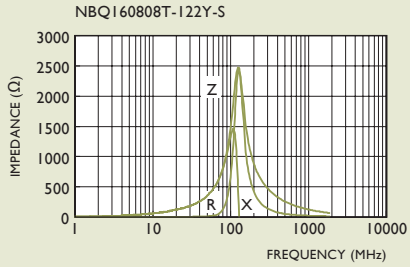

RDC<0.60Ω Rated Current: 100mA

NBQ160808T-252Y-S

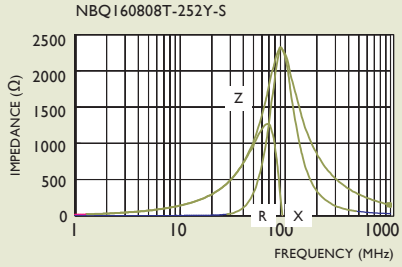

RDC< 0.10Ω Rated Current: 50mA

NBQ201209T-060Y-S

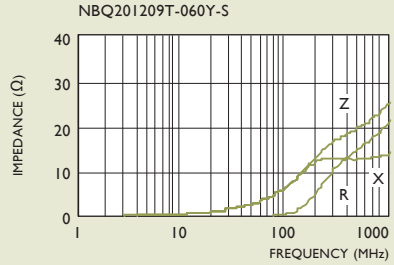

RDC< 0.07Ω Rated Current: 800mA

NBQ201209T-110Y-S

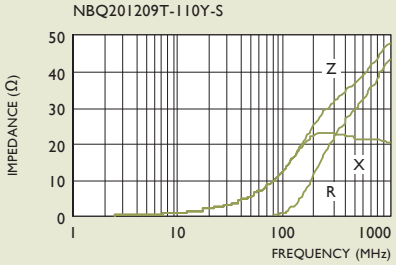

RDC< 0.1Ω Rated Current: 700mA

NBQ201209T-260Y-S

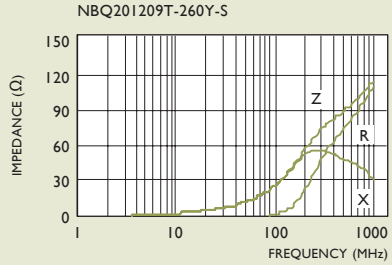

RDC< 0.15 Ω Rated Current: 600mA

TYPICAL ELECTRICAL CHARACTERISTICS

Test Instruments : HP4291A Impedance / Material Analyzer

NBQ201209T-320Y-S

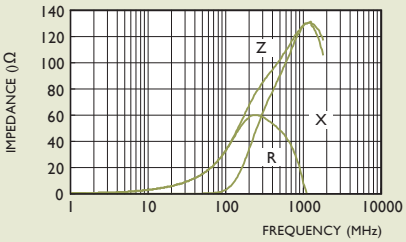

RDC<0.15Ω Rated Current: 600mA

NBQ201209T-600Y-S

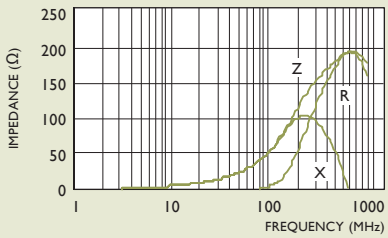

RDC< 0.15Ω Rated Current: 500mA

NBQ201209T-750Y-S

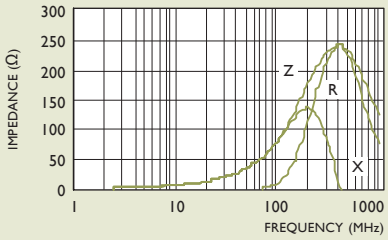

RDC< 0.15Ω Rated Current: 500mA

NBQ201209T-900Y-S

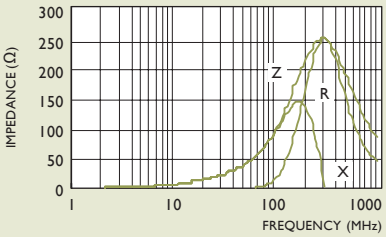

RDC< 0.15Ω Rated Current: 500mA

NBQ201209T-121Y-S

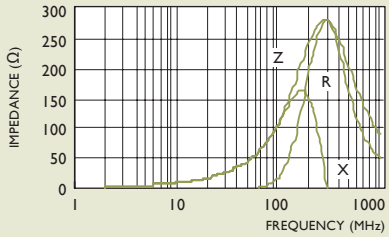

RDC< 0.2Ω Rated Current: 400mA

NBQ201209T-171Y-S

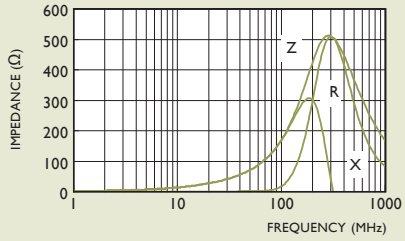

RDC<0.3Ω Rated Current: 400mA

NBQ201209T-221Y-S

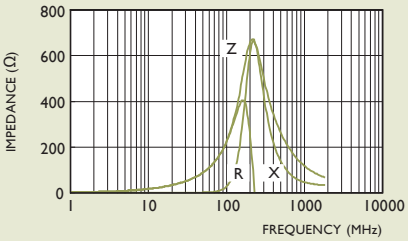

RDC<0.3Ω Rated Current: 300mA

NBQ201209T-301Y-S

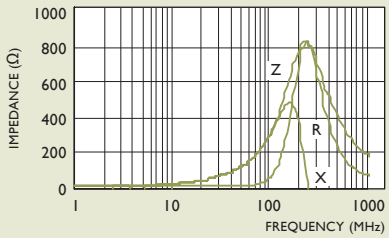

RDC< 0.3Ω Rated Current: 300mA

NBQ201209T-401Y-S

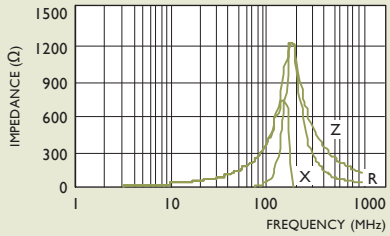

RDC< 0.35Ω Rated Current: 300mA

NBQ201209T-501Y-S

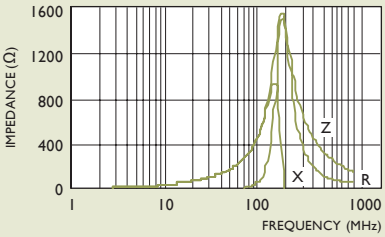

RDC< 0.35Ω Rated Current: 200mA

NBQ201209T-601Y-S

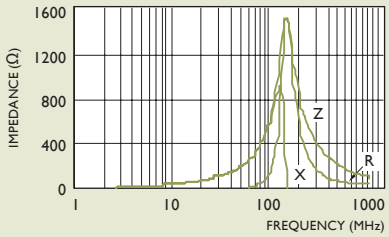

RDC< 0.5Ω Rated Current: 200mA

NBQ201209T-102Y-S

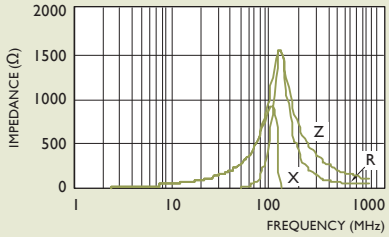

RDC< 0.4Ω Rated Current:200mA

NBQ201209T-122Y-S

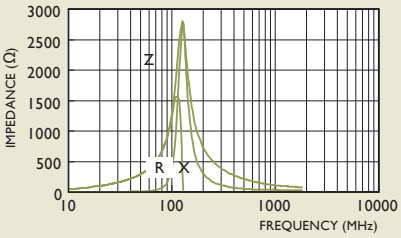

RDC< 0.45Ω Rated Current:200mA

NBQ201209T-152Y-S

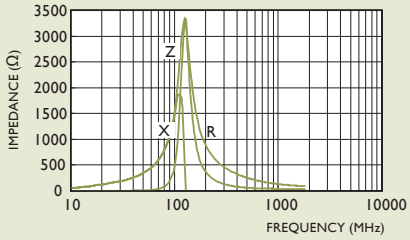

RDC<0.45Ω Rated Current: 200mA

NBQ201209T-222Y-S

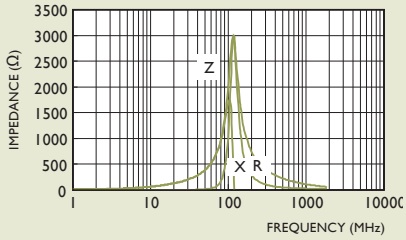

RDC<0.5Ω Rated Current:200mA

TYPICAL ELECTRICAL CHARACTERISTICS

Test Instruments : HP4291A Impedance / Material Analyzer

NBQ321611Y-320Y-S

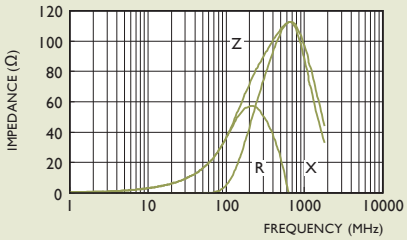

RDC<0.15Ω Rated Current: 600mA

NBQ321611Y-600Y-S

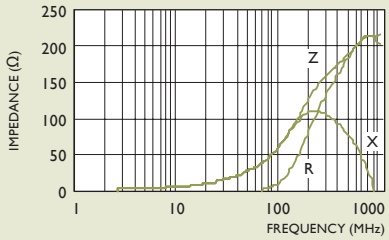

RDC< 0.15Ω Rated Current: 500mA

NBQ321611T-800Y-S

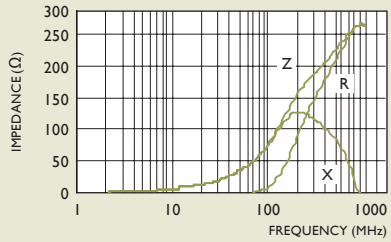

RDC< 0.15Ω Rated Current: 500mA

NBQ321611Y-900Y-S

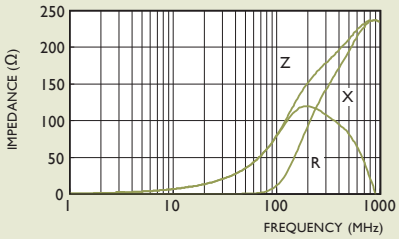

RDC<0.15Ω Rated Current: 500mA

NBQ321611Y-121Y-S

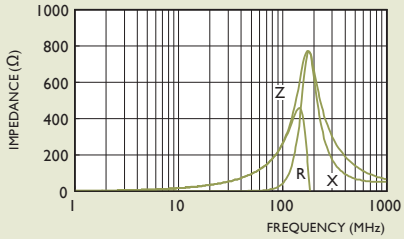

RDC<0.25Ω Rated Current: 400mA

NBQ321611T-151Y-S

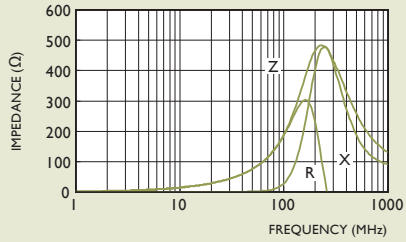

RDC<0.20Ω Rated Current: 400mA

NBQ321611Y-201Y-S

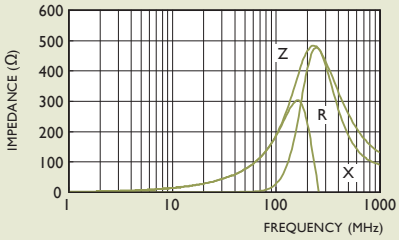

RDC<0.25Ω Rated Current: 300mA

NBQ321611Y-221Y-S

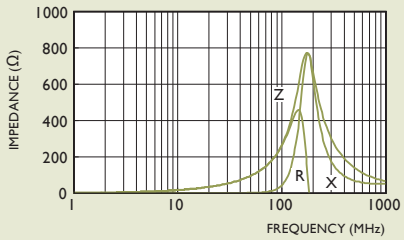

RDC<0.30Ω Rated Current: 300mA

NBQ321611T-351Y-S

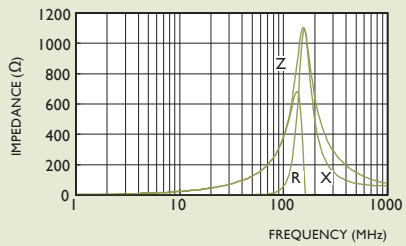

RDC<0.30Ω Rated Current: 300mA

NBQ321611T-401Y-S

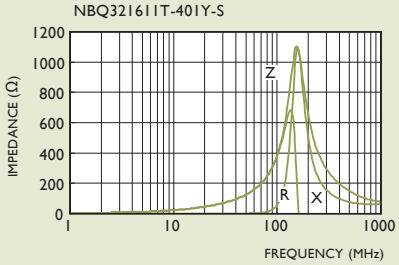

RDC<0.30Ω Rated Current: 300mA

NBQ321611T-601Y-S

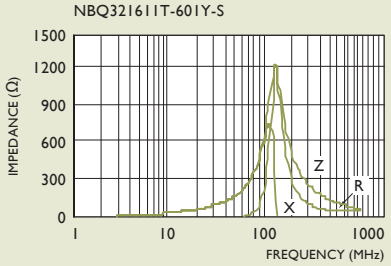

RDC< 0.35Ω Rated Current: 300mA

NBQ321611T-122Y-S

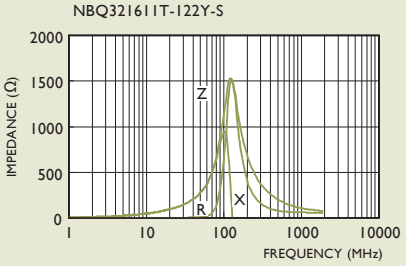

RDC<0.4Ω Rated Current: 200mA

NBQ321611T-152Y-S

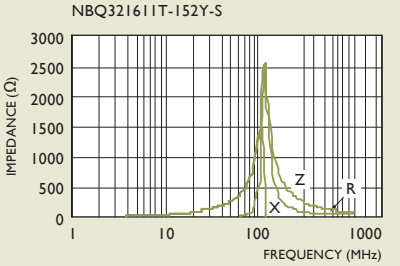

RDC< 0.45Ω Rated Current: 200mA

GBK160808T-110Y-S

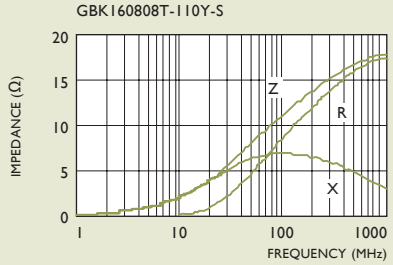

RDC< 0.03Ω Rated Current: 1000mA

GBK160808T-300Y-S

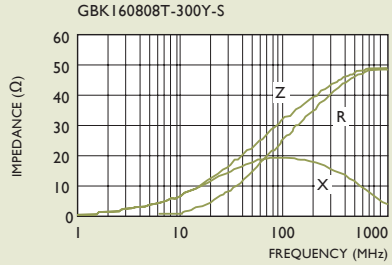

RDC< 0.06Ω Rated Current: 800mA

TYPICAL ELECTRICAL CHARACTERISTICS

Test Instruments : HP4291A Impedance / Material Analyzer

GBK160808T-600Y-S

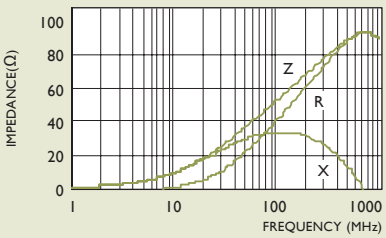

RDC< 0.06Ω Rated Current: 600mA

GBK160808T-121Y-S

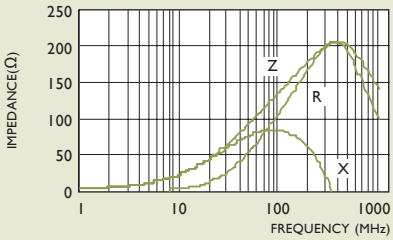

RDC< 0.15Ω Rated Current: 600mA

GBK160808T-221Y-S

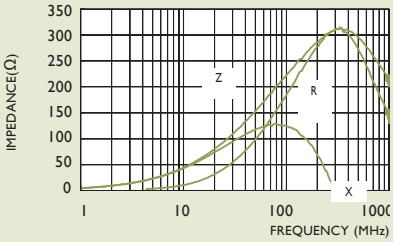

RDC< 0.18Ω Rated Current: 400mA

GBK160808T-301Y-S

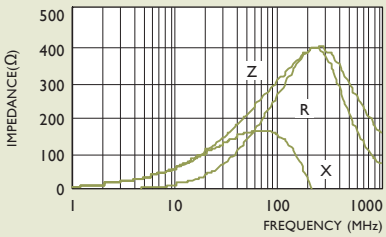

RDC< 0.25Ω Rated Current: 400mA

GBK160808T-451Y-S

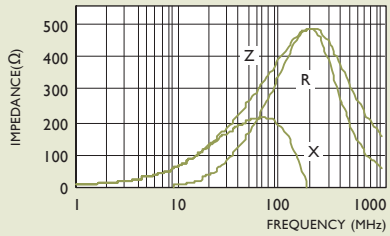

RDC< 0.3Ω Rated Current: 400mA

GBK160808T-601Y-S

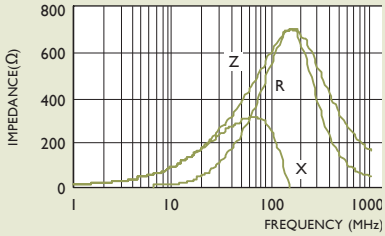

RDC< 0.30Ω Rated Current: 400mA

GBK160808Y-751Y-S

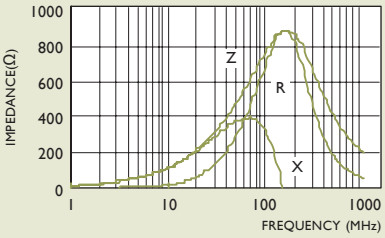

RDC< 0.45Ω Rated Current: 300mA

GBK160808T-102Y-S

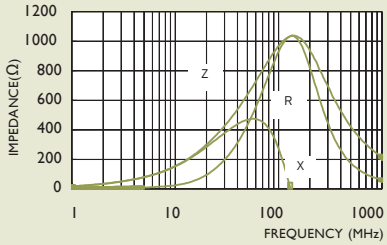

RDC< 0.15Ω Rated Current: 600mA

GBK201209T-700Y-S

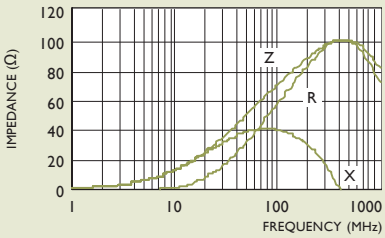

RDC< 0.10Ω Rated Current: 800mA

GBK201209T-151Y-S

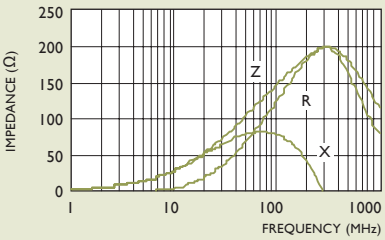

RDC< 0.15Ω Rated Current: 600mA

GBK201209T-221Y-S

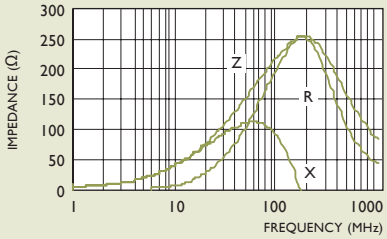

RDC< 0.18Ω Rated Current: 600mA

GBK201209T-301Y-S

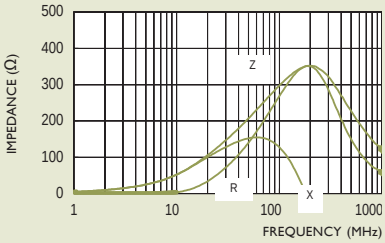

RDC< 0.18Ω Rated Current: 600mA

GBK201209T-601Y-S

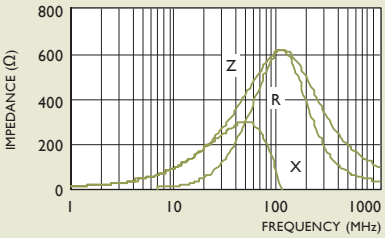

RDC< 0.25Ω Rated Current: 500mA

GBK201209T-102Y-S

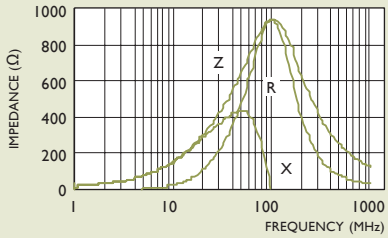

RDC< 0.30Ω Rated Current: 400mA

GBY321611T-190Y-S

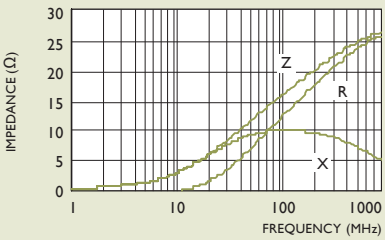

RDC< 0.03Ω Rated Current: 1000mA

TYPICAL ELECTRICAL CHARACTERISTICS

Test Instruments : HP4291A Impedance / Material Analyzer

GBY321611T-500Y-S

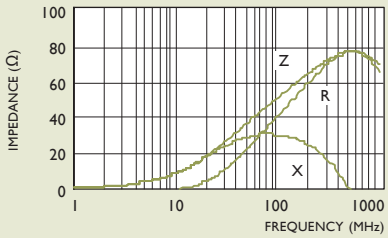

RDC< 0.06Ω Rated current: 800mA

GBY321611T-700Y-S

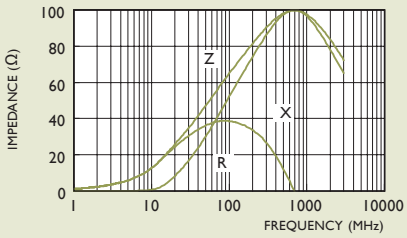

RDC< 0.06Ω Rated current: 800mA

GBY321611T-900Y-S

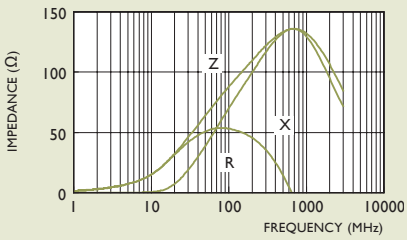

RDC< 0.10Ω Rated current: 800mA

GBK321611T-121Y-S

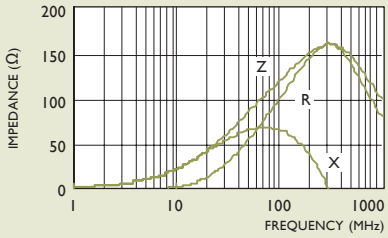

RDC< 0.10 Rated Current: 800mA

GBK321611T-201Y-S

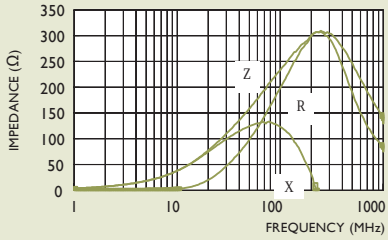

RDC< 0.15Ω Rated Current: 500mA

GBK321611T-401Y-S

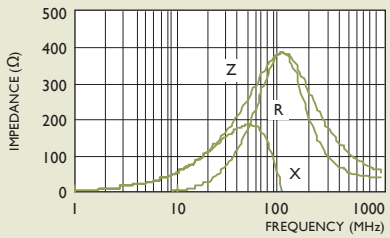

RDC< 0.15Ω Rated Current: 600mA

GBK321611T-501Y-S

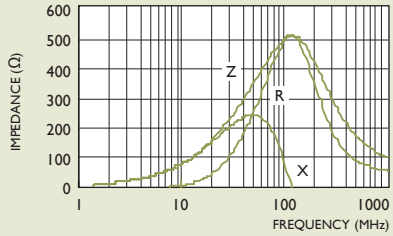

RDC< 0.15Ω Rated Current: 600mA

GBK321611T-601Y-S

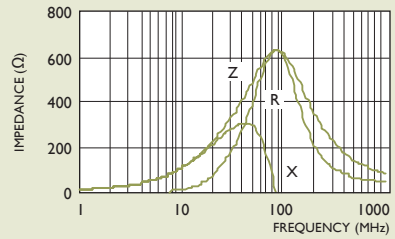

RDC< 0.20Ω Rated Current: 500mA

GBK321611T-102Y-S

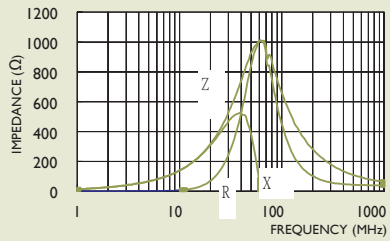

RDC< 0.25Ω Rated Current: 400mA

GBY321616T-202Y-S

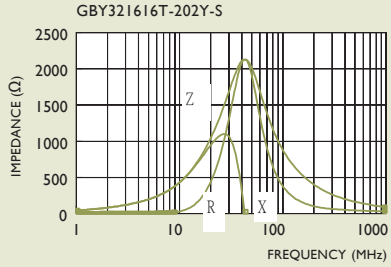

RDC< 0.35Ω Rated Current: 400mA

GBY321616T-250Y-S

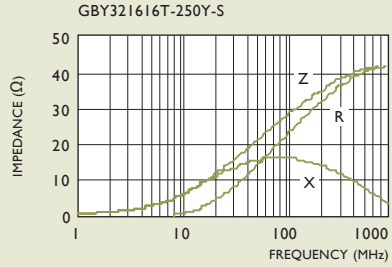

RDC< 0.10Ω Rated Current: 1000mA

GBY321616T-600Y-S

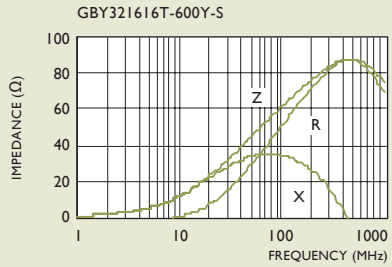

RDC< 0.10Ω Rated Current: 1000mA

GBY322513T-600Y-S

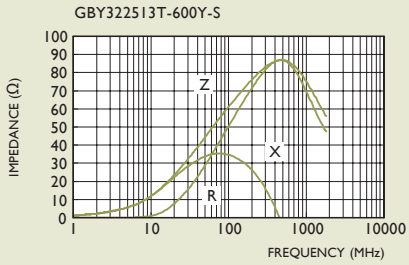

RDC< 0.10Ω Rated Current: 1000mA

GBY322513T-900Y-S

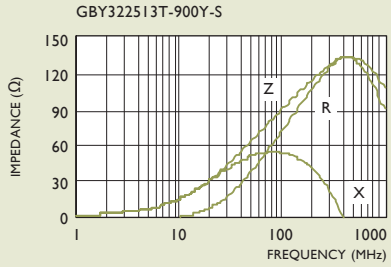

RDC< 0.10Ω Rated Current: 1000mA

GBY451616T-500Y-S

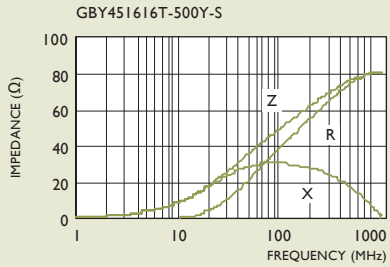

RDC< 0.10Ω Rated Current: 1000mA

TYPICAL ELECTRICAL CHARACTERISTICS

Test Instruments : HP4291A Impedance / Material Analyzer

GBK451616T-151Y-S

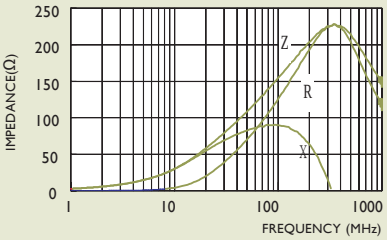

RDC< 0.18Ω Rated Current: 800mA

GBY453215T-700Y-S

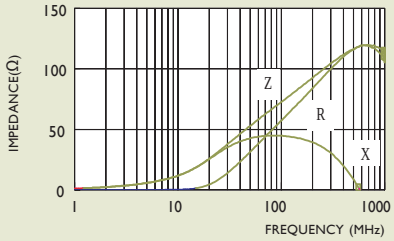

RDC< 0.18Ω Rated Current: 800mA

GBY453215T-121Y-S

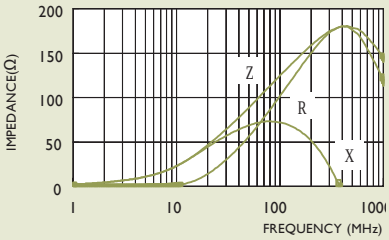

RDC< 0.18Ω Rated Current: 800mA

GBY451616T-800Y-S

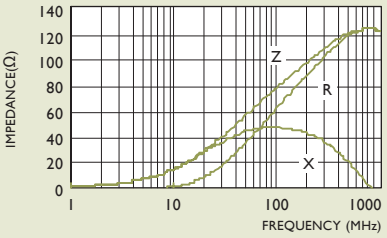

RDC< 0.10Ω Rated Current: 1000mA

UPB160808T-110Y-S

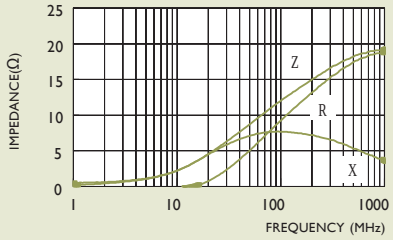

RDC< 0.015Ω Rated Current: 800mA

UPB160808T-250Y-S

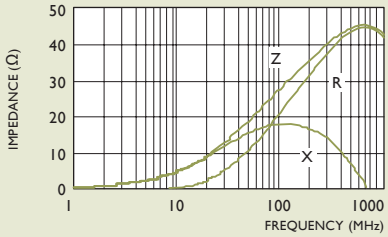

RDC< 0.015Ω Rated Current: 4500mA

UPB160808T-300Y-S

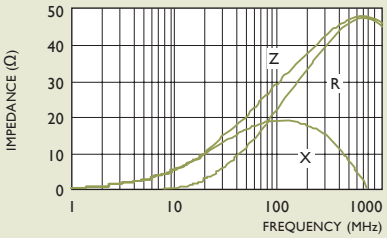

RDC< 0.015Ω Rated Current: 4500mA

UPB201209T-400Y-S

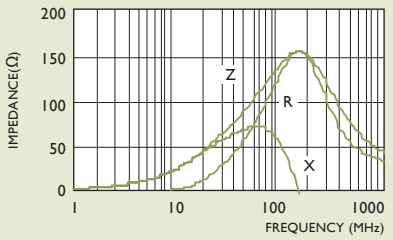

RDC< 0.015Ω Rated Current: 5000mA

UPB201209T-500Y-S

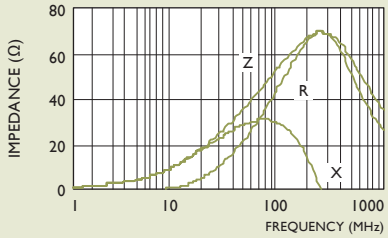

RDC< 0.015Ω Rated Current: 5000mA

UPB201209T-600Y-S

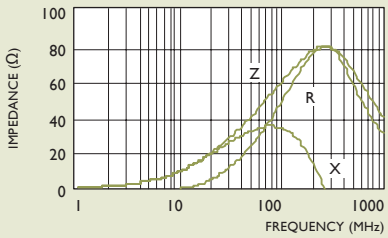

RDC< 0.02Ω Rated Current: 4500mA

UPB321611T-600Y-S

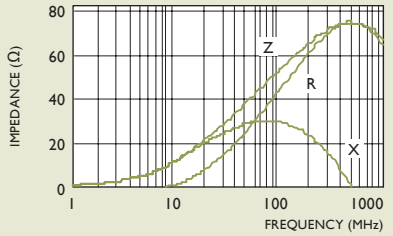

RDC< 0.02Ω Rated Current: 6000mA

UPB321611T-800Y-S

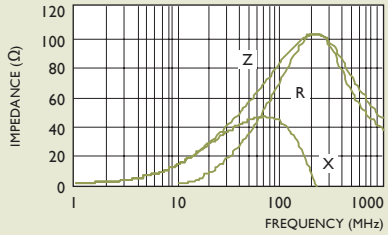

RDC< 0.012Ω Rated Current: 6000mA

UPB321611T-101Y-S

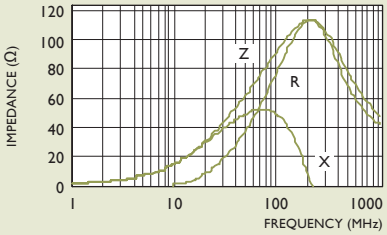

RDC< 0.012Ω Rated Current: 6000mA

UPB321611T-121Y-S

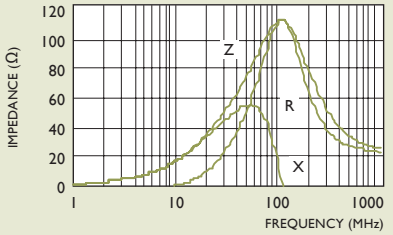

RDC< 0.012Ω Rated Current: 6000mA

UPB321611T-151Y-S

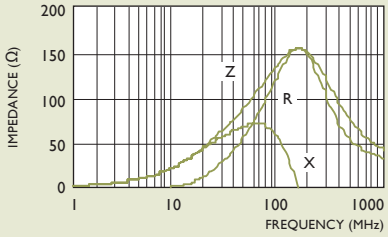

RDC< 0.02Ω Rated Current: 4500mA

RECOMMEND SOLDERING CONDITIONS

for:CL/ CLH/ SQV/ SMD power inductors/ SMD Chip Beads/ SMD Filters, Transformers, Current Sensors

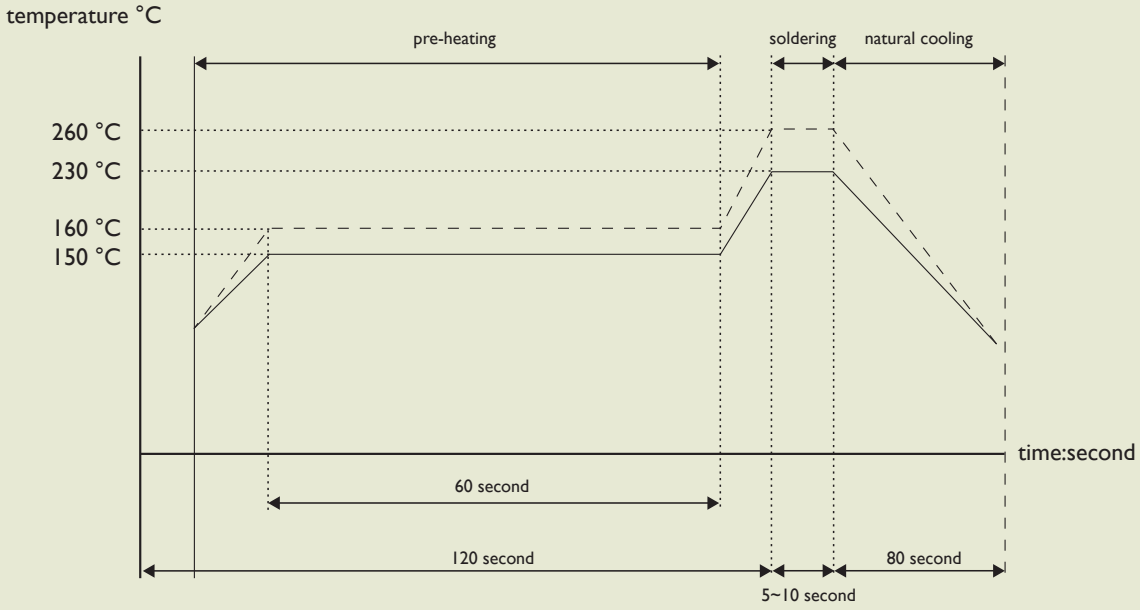

for: lead solder	————
for: lead-free solder	·····