PB134012 ✔ ACTIVE

SCHRACK | SCHRACK Miniature Power PCB Relay PB

TE Internal #: 2-1415030-1

General Purpose Power Relay, DC, Monostable, 1 Form A SPST-NO, 10 A Contact Rating, 12 VDC Coil Voltage, SCHRACK Miniature Power PCB Relay PB

View on TE.com >

Relays & Contactors > Electromechanical Relays

Relay & Contactor Type: **General Purpose Power Relay**

Coil Magnetic System: **Monostable**

Contact Arrangement: **1 Form A SPST-NO**

Current Type: **DC**

Contact Current Rating: **10 A**

Features

Product Type Features

Relay & Contactor Type	General Purpose Power Relay

Configuration Features

Contact Number of Poles	1
Coil Special Features	UL Coil Insulation Class F
Contact Arrangement	1 Form A SPST-NO

Electrical Characteristics

Contact Limiting Short-Time Current	10 A
Contact Limiting Making Current	15 A
Contact Limiting Continuous Current	10 A
Contact Limiting Breaking Current	10 A
Insulation Initial Dielectric Between Open Contacts	1000 Vrms
Contact Switching Voltage (Max)	400 VAC
Coil Resistance	400 Ω
Contact Current Rating	10 A

Coil Voltage Rating	12 VDC
Contact Voltage Rating	250 VAC
Coil Power Rating DC	.36 W
Insulation Initial Dielectric Between Contacts & Coil	2500 Vrms

Body Features

Product Weight	5.4 g[.19 oz]
Enclosure Type	Flux Resistant Automatic Solder Capable

Contact Features

Contact Material	AgNi90/10

Termination Features

Main Termination & Connection Type	Solder Pins
Coil Termination & Connection Type	Solder Pins

Mechanical Attachment

Product Mount Type	Board Mount

Dimensions

Insulation Clearance Between Contact & Coil	4 mm[.157 in]
Insulation Creepage Between Contact & Coil	5 mm[.197 in]
Product Width	15 mm[.591 in]
Product Length	15 mm[.591 in]
Product Height	20 mm[.787 in]

Usage Conditions

Operating Temperature Range	-40 – 85 °C[-40 – 185 °F]
Environmental Category of Protection	RTII
Environmental Ambient Temperature (Max)	85 °C[185 °F]

Operation/Application

Solder Process	Wave Solder Capable
Coil Magnetic System	Monostable
Current Type	DC

Packaging Features

Packaging Method	Box & Tube, Tube

Other

Coil Power Rating Class	>.3 – ≤.6 W
Contact Current Class	>5 – ≤10 A
Height Class (Mechanical)	>16 – ≤22 mm[>.63 – ≤.866 in]
Length Class (Mechanical)	>11 – ≤16 mm[>.433 – ≤.63 in]
Width Class (Mechanical)	>14 – ≤16 mm[>.551 – ≤.63 in]

Product Compliance

For compliance documentation, visit the product page on TE.com>

EU RoHS Directive 2011/65/EU	Compliant
EU ELV Directive 2000/53/EC	Compliant
China RoHS 2 Directive MIIT Order No 32, 2016	有害物质含量符合标准要求 No Restricted Substance(s) Above Threshold
EU REACH Regulation (EC) No. 1907/2006	Current ECHA Candidate List: JUNE 2025 (250) Candidate List Declared Against: JUNE 2025 (250) Does not contain REACH SVHC
Halogen Content	Not Low Halogen - contains Br or Cl > 900 ppm.
Solder Process Capability	Wave solder capable to 265°C

Product Compliance Disclaimer

This information is provided based on reasonable inquiry of our suppliers and represents our current actual knowledge based on the information they provided. This information is subject to change. The part numbers that TE has identified as EU RoHS compliant have a maximum concentration of 0.1% by weight in homogenous materials for lead, hexavalent chromium, mercury, PBB, PBDE, DBP, BBP, DEHP, DIBP, and 0.01% for cadmium, or qualify for an exemption to these limits as defined in the Annexes of Directive 2011/65/EU (RoHS2). Finished electrical and electronic equipment products will be CE marked as required by Directive 2011/65/EU. Components may not be CE marked. Additionally, the part numbers that TE has identified as EU ELV compliant have a maximum concentration of 0.1% by weight in homogenous materials for lead, hexavalent chromium, and mercury, and 0.01% for cadmium, or qualify for an exemption to these limits as defined in the Annexes of Directive 2000/53/EC (ELV). Regarding the REACH Regulation, the information TE provides on SVHC in articles for this part number is based on the latest European Chemicals Agency (ECHA) 'Guidance on requirements for substances in articles' posted at this URL: https://echa.europa.eu/guidance-documents/guidance-on-reach

Compatible Parts

TE Part # 6-1415358-1
PB134009

TE Part # 2-1415541-4
PB134018

Also in the Series | SCHRACK Miniature Power PCB Relay PB



DC Relays(20)

Electromechanical Relays(20)

Customers Also Bought

TE Part #CONREVSMA008
RP-SMA Jack 50 Ohm PCB Through Hole

TE Part #CONSMB001-SMD-G
SMB Jack 50 Ohm PCB Surface Mount

TE Part #ASU603-03PC-HE
PLUG ASSY AS 3 WAY

TE Part #ASU103-05SN-HE
INLINE RECEPT ASSY ASU 5 WAY

TE Part #151679
2 WAY M-N-L PIN HSG.NAT.

TE Part #7-1461491-6
PCN-124D3MHZ,001B

TE Part #2-1622826-2
CRG0402 5% 1M0

TE Part #5-1676480-8
CRG0402 1% 3K0

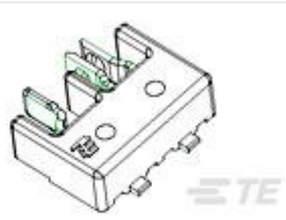

TE Part #1971567-2
MINIATURE HERMAPHRODITIC (4P)



TE Part #2176361-4
RQ 0402 4K99 0.1% 10PPM 1K RL

Documents

CAD Files

3D PDF

3D

Customer View Model

ENG_CVM_CVM_2-1415030-1_B1.3d_igs.zip

English

Customer View Model

ENG_CVM_CVM_2-1415030-1_B1.3d_stp.zip

English

Customer View Model

ENG_CVM_CVM_2-1415030-1_B1.2d_dxf.zip

English

By downloading the CAD file I accept and agree to the Terms and Conditions of use.

Datasheets & Catalog Pages

Miniature Power PCB Relay PB

English

Product Specifications

Definitions General Purpose Relays

English

Agency Approvals

VDE Certificate

English