Panel Potentiometer

P120 Series

Features:

- 12 mm
- Conductive plastic element
- Single/dual unit
- 100,000 cycle life
- Insulated shaft
- RoHS compliant

Model Styles

Side Adjust, PCB pins, Single unit	P120K
Top Adjust, PCB pins, Single unit	P120PK
Top Adjust, PCB pins, Dual unit	P120KGP
Side Adjust, PCB pins, Dual unit	P120KGE

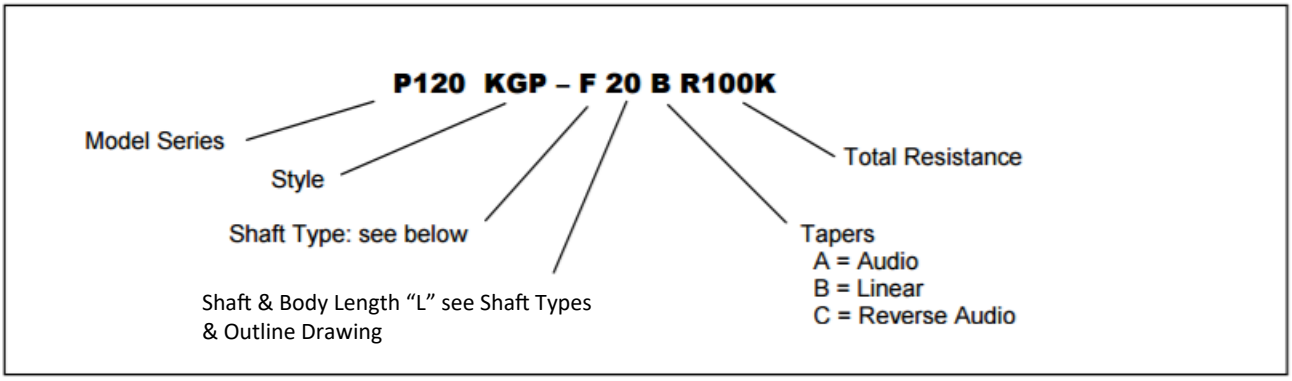

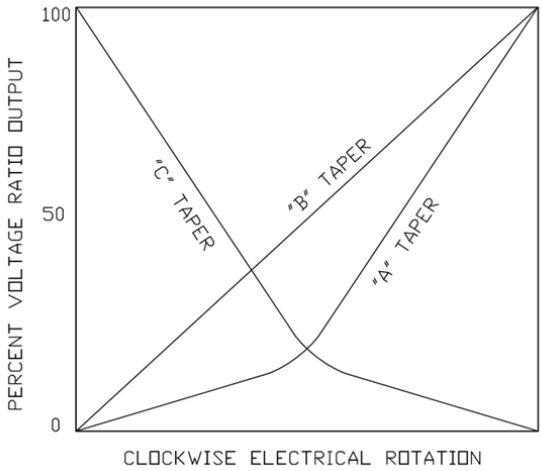

General Note
TT Electronics reserves the right to make changes in product specification without notice or liability. All information is subject to TT Electronics' own data and is considered accurate at time of going to print.

© TT electronics plc

TT Electronics | BI Technologies
Circulo de la Amistad #102 PIMSA IV Mexicali B.C. Mexico C.P 21210
Ph: +1 714 447 2345
www.ttelectronics.com/bi-technologies

Electrical Specifications

Resistance Range, Ohms	1K- 1M
Standard Resistance Tolerance	± 20%
Residual Resistance	20 ohms max.
Input Voltage, maximum	50 Vac max.
Power rating, Watts	0.05w
Dielectric Strength	300Vac, I minute
Insulation Resistance, Minimum	100M ohms at 250Vdc
Sliding Noise	100mV max.
Gang Error (Multi-ganged)	-40dB – 0dB, ±3dB
Actual Electrical Travel, Nominal	260°

Mechanical Specifications

Total Mechanical Travel	300°± 10°
Static Stop Strength	50 oz-in
Rotational Torque	0.5 to 1.25 oz-in

Environmental Specifications

Operating Temperature Range	-40°C to +85°C
Rotational Life	100,000 cycles

General Note
TT Electronics reserves the right to make changes in product specification without notice or liability. All information is subject to TT Electronics' own data and is considered accurate at time of going to print.

© TT electronics plc

TT Electronics | BI Technologies
Circulo de la Amistad #102 PIMSA IV Mexicali B.C. Mexico C.P 21210
Ph: +1 714 447 2345
www.ttelectronics.com/bi-technologies

Shaft Types

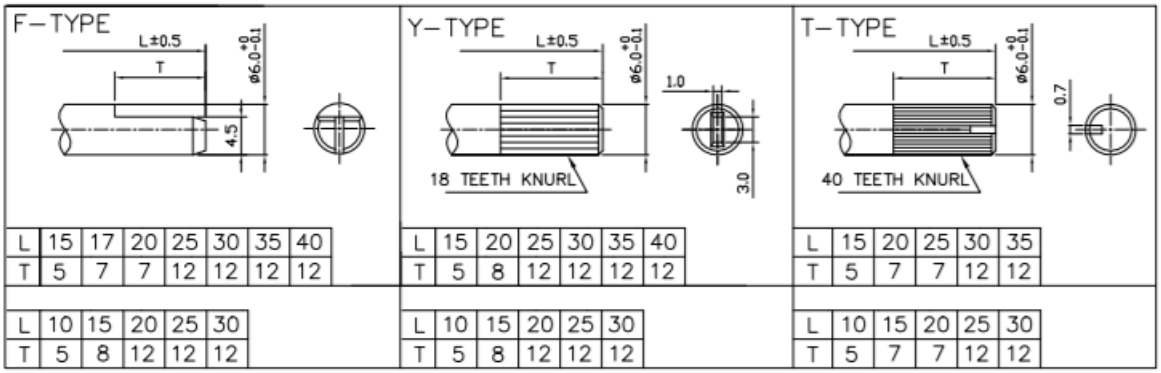

		F–TYPE							Y–TYPE							T–TYPE						
TOP ADJUST	L	15	17	20	25	30	35	40	L	15	20	25	30	35	40	L	15	20	25	30	35	
	T	5	7	7	12	12	12	12	T	5	8	12	12	12	12	T	5	7	7	12	12	
SIDE ADJUST	L	10	15	20	25	30			L	10	15	20	25	30		L	10	15	20	25	30	
	T	5	8	12	12	12			T	5	8	12	12	12		T	5	7	7	12	12	

Standard Resistance Values, Ohms

1K	2K	5K	10K	20K	50K	100K	200K	500K	1MEG

CIRCUIT DIAGRAM

Unless otherwise specified

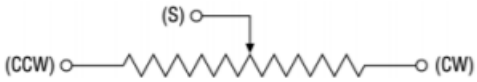

General Note
TT Electronics reserves the right to make changes in product specification without notice or liability. All information is subject to TT Electronics' own data and is considered accurate at time of going to print.

© TT electronics plc

TT Electronics | BI Technologies
Circulo de la Amistad #102 PIMSA IV Mexicali B.C. Mexico C.P 21210
Ph: +1 714 447 2345
www.ttelectronics.com/bi-technologies

Outline Drawings

Model P120K (Side Adjust, PCB pins, Single unit)

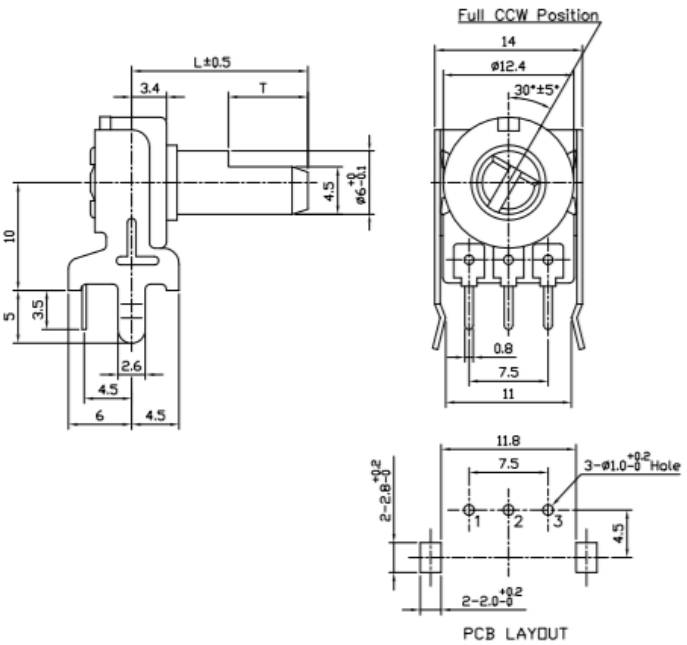

Model P120PK (Top Adjust, PCB pins, Single unit)

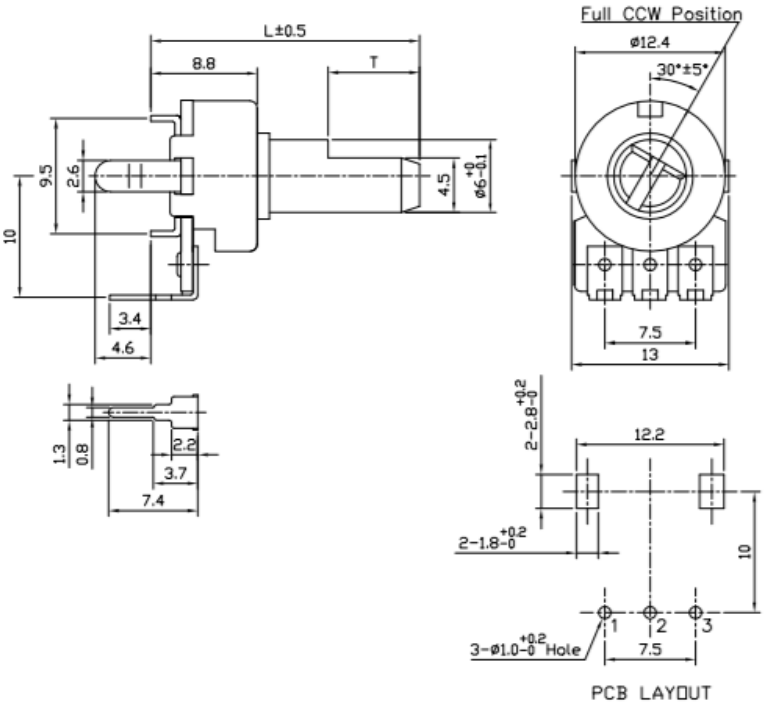

General Note
TT Electronics reserves the right to make changes in product specification without notice or liability. All information is subject to TT Electronics' own data and is considered accurate at time of going to print.

TT Electronics | BI Technologies
Circulo de la Amistad #102 PIMSA IV Mexicali B.C. Mexico C.P 21210
Ph: +1 714 447 2345
www.ttelectronics.com/bi-technologies

© TT electronics plc

Outline Drawings

Model P120KGP (Top Adjust, PCB pins, Dual unit)

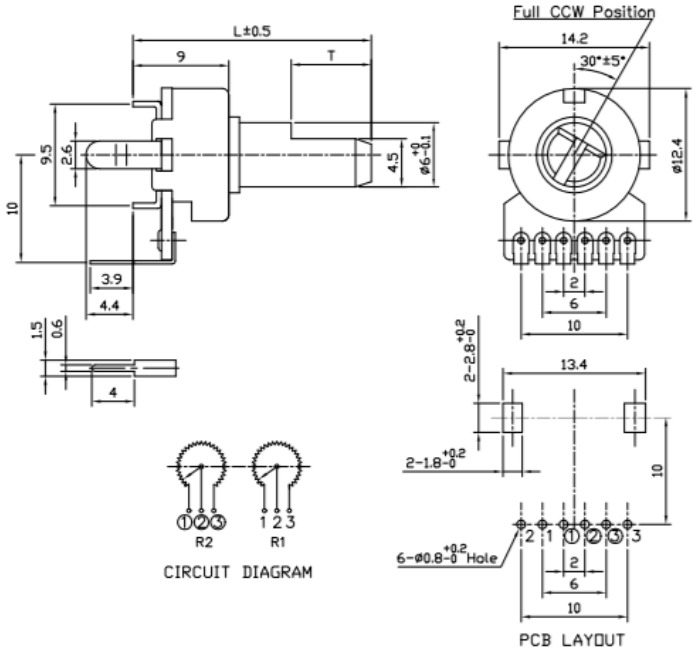

Model P120KGE (Side Adjust, PCB pins, Dual unit)

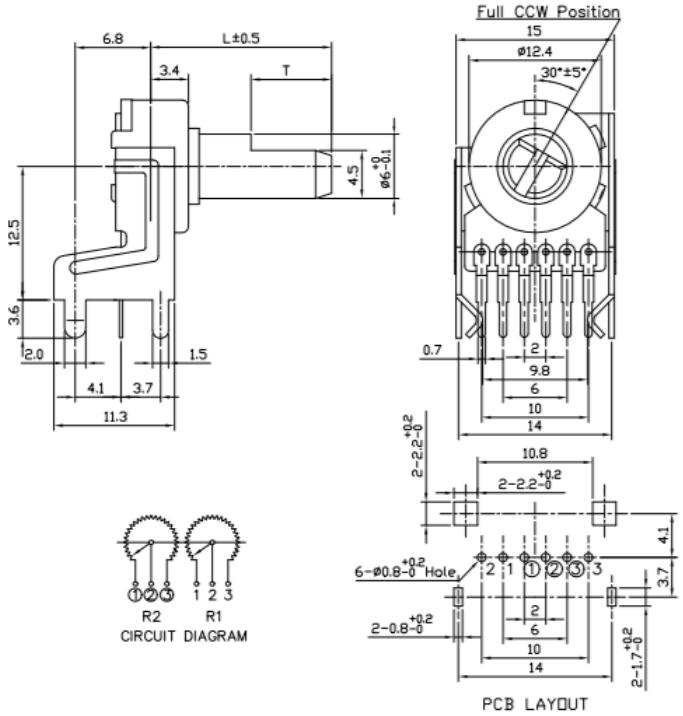

General Note
TT Electronics reserves the right to make changes in product specification without notice or liability. All information is subject to TT Electronics' own data and is considered accurate at time of going to print.

TT Electronics | BI Technologies
Circulo de la Amistad #102 PIMSA IV Mexicali B.C. Mexico C.P 21210
Ph: +1 714 447 2345
www.ttelectronics.com/bi-technologies

© TT electronics plc