Panel Potentiometer

Model P110 Series

Features:

- 11 mm rotary
- Insulated shaft
- Conductive plastic element
- With/without bushing

RoHS 2 compliant

Model Styles Available

Side Adjust , PCB pins	P110KV
Side Adjust , PCB pins, with Bushing	P110KV1
Top Adjust, PCB pins	P110KH
Top Adjust, PCB pins, with Bushing	P110KH1

Electrical

Resistance Range, Ohms	500-1M
Standard Resistance Tolerance	± 20%
Residual Resistance	20 ohms max.
Input Voltage, maximum	50 Vac max.
Power rating, Watts	0.05
Dielectric Strength	500Vac, I minute
Insulation Resistance, Minimum	100M ohms at 500Vdc
Sliding Noise	100mV max.
Actual Electrical Travel, Nominal	260°

Mechanical

Total Mechanical Travel	300°± 10°
Static Stop Strength	40 oz-in
Rotational Torque	0.5 to 1.25 oz-in

Environmental

Operating Temperature Range	-20°C to +70°C
Rotational Life	30,000 cycles

General Note
TT Electronics reserves the right to make changes in product specification without notice or liability. All information is subject to TT Electronics' own data and is considered accurate at time of going to print.

© TT electronics plc

TT Electronics | BI Technologies
Circulo de la Amistad #102 PIMSA IV Mexicali B.C. Mexico C.P 21210
Ph: +1 714 447 2345
www.ttelectronics.com/bi-technologies

Ordering

P110 KV1 – 1 F 20 B R100K

- Model Series
- Style
- Detent: 0 = None, 1 = Center
- Shaft Type: see below
- Shaft & Body/Bushing Length "L" see Shaft Types & Outline Drawings
- Tapers: A = Audio, B = Linear, C = Reverse Audio
- Total Resistance

Shaft Types

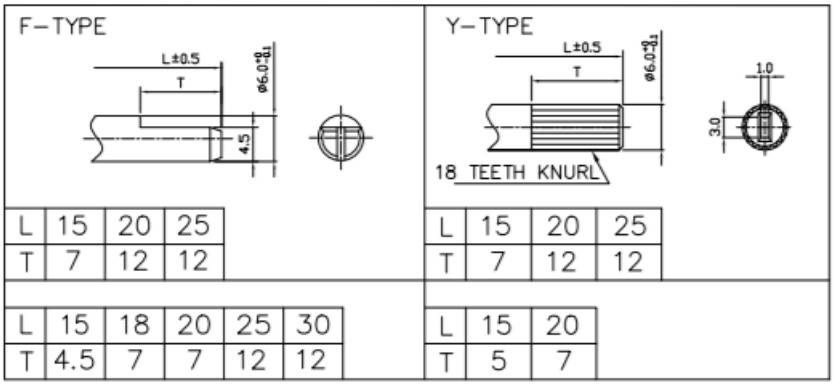

WITH BUSHING	L	15	20	25			L	15	20	25	
	T	7	12	12			T	7	12	12	
WITHOUT BUSHING	L	15	18	20	25	30	L	15	20		
	T	4.5	7	7	12	12	T	5	7		

STANDARD RESISTANCE VALUES, OHMS

500	1K	2K	5K	10K	20K	50K	100K	200K	500K	1MEG

CIRCUIT DIAGRAM

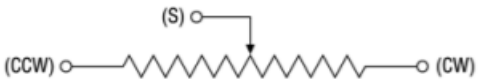

General Note
TT Electronics reserves the right to make changes in product specification without notice or liability. All information is subject to TT Electronics' own data and is considered accurate at time of going to print.

© TT electronics plc

TT Electronics | BI Technologies
Circulo de la Amistad #102 PIMSA IV Mexicali B.C. Mexico C.P 21210
Ph: +1 714 447 2345
www.ttelectronics.com/bi-technologies

Outline Drawings

Model P110KV (Side Adjust, PCB pins)

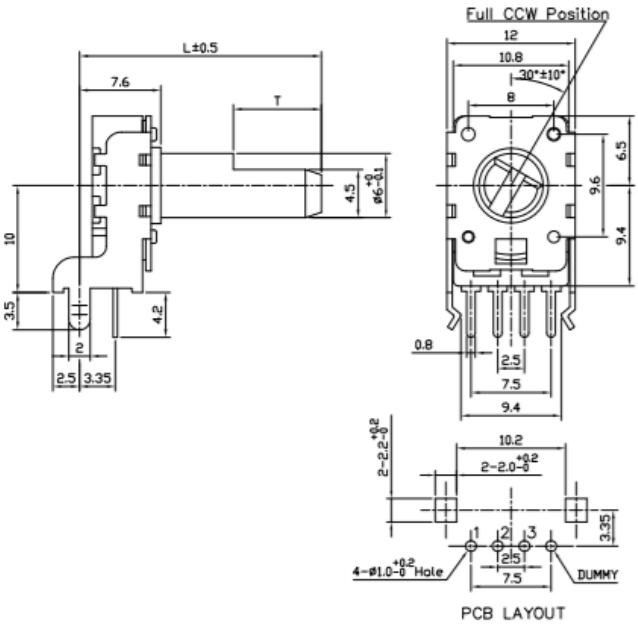

Model P110KV1 (Side Adjust, PCB pins, with Bushing)

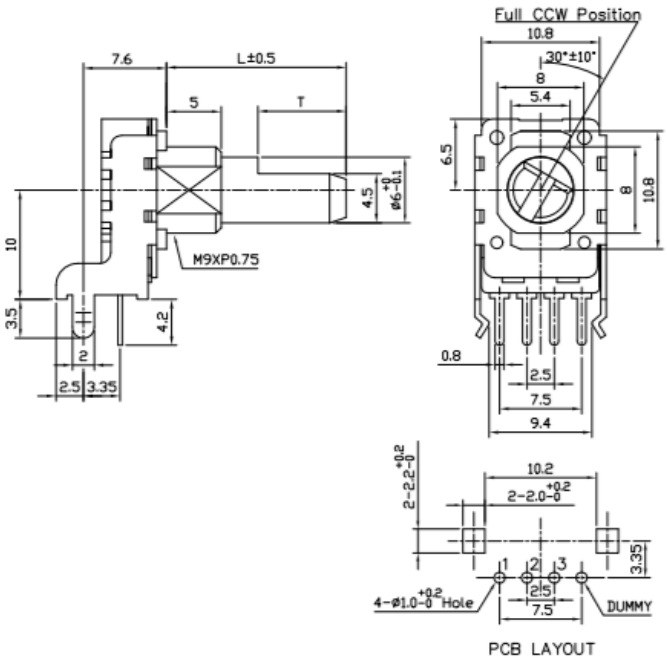

General Note
TT Electronics reserves the right to make changes in product specification without notice or liability. All information is subject to TT Electronics' own data and is considered accurate at time of going to print.

TT Electronics | BI Technologies
Circulo de la Amistad #102 PIMSA IV Mexicali B.C. Mexico C.P 21210
Ph: +1 714 447 2345
www.ttelectronics.com/bi-technologies

© TT electronics plc

Outline Drawings

Model P110KH (Top Adjust, PCB pins)

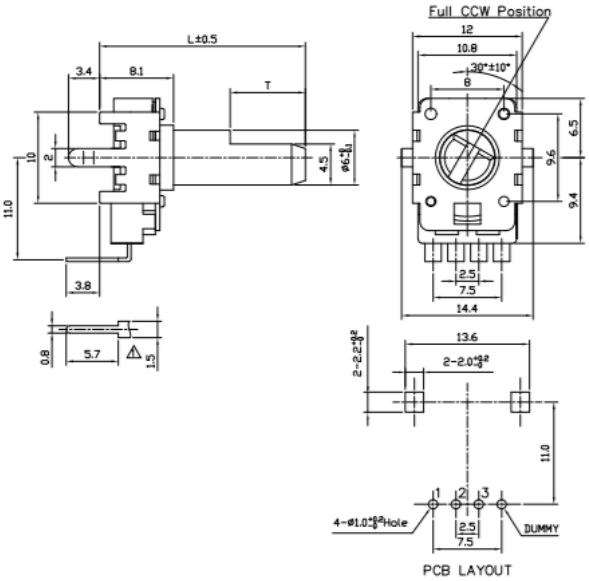

Model P110KH1 (Top Adjust, PCB pins, with Bushing)

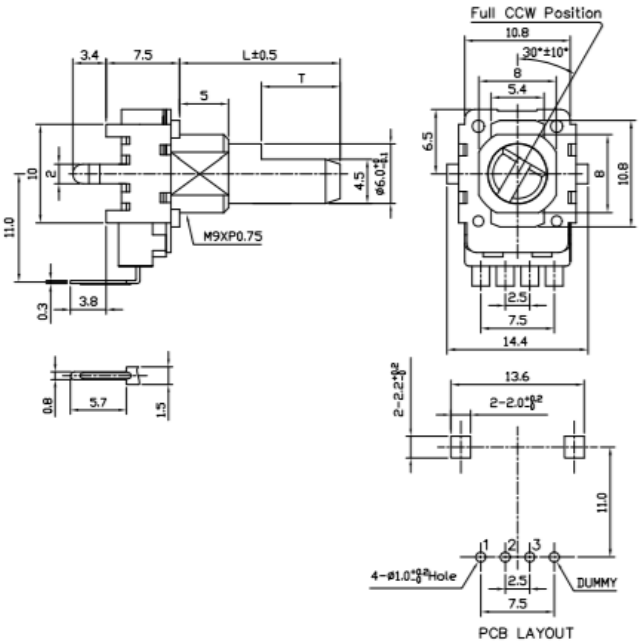

General Note
TT Electronics reserves the right to make changes in product specification without notice or liability. All information is subject to TT Electronics' own data and is considered accurate at time of going to print.

TT Electronics | BI Technologies
Circulo de la Amistad #102 PIMSA IV Mexicali B.C. Mexico C.P 21210
Ph: +1 714 447 2345
www.ttelectronics.com/bi-technologies

© TT electronics plc

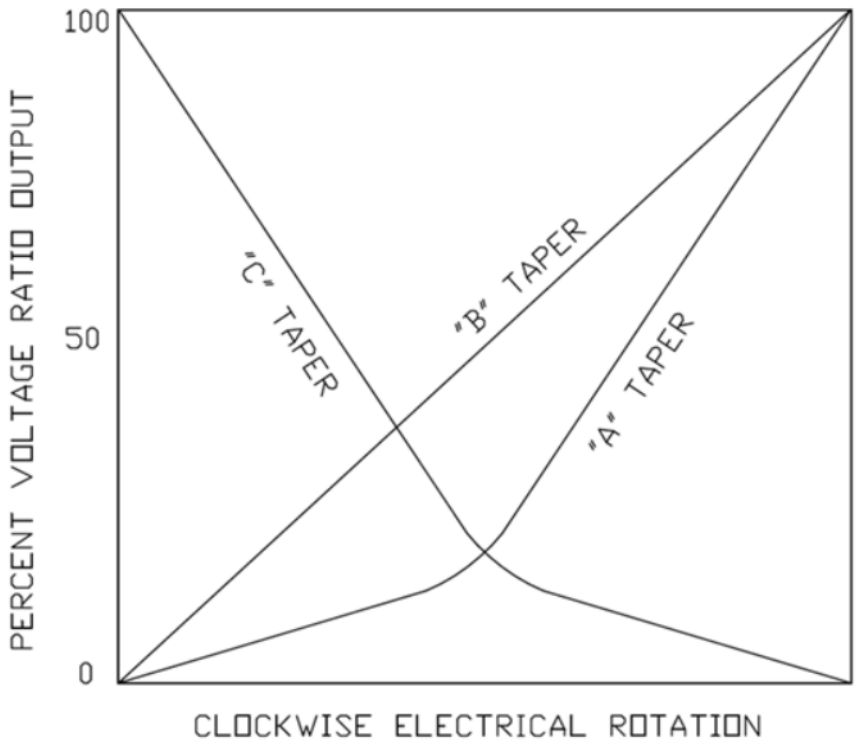

General Note
TT Electronics reserves the right to make changes in product specification without notice or liability. All information is subject to TT Electronics' own data and is considered accurate at time of going to print.

© TT electronics plc

TT Electronics | BI Technologies
Circulo de la Amistad #102 PIMSA IV Mexicali B.C. Mexico C.P 21210
Ph: +1 714 447 2345
www.ttelectronics.com/bi-technologies