TRUST
THE
ORIGINAL

Circular Connectors

NEUTRIK®

Content Page

powerCON TRUE1 TOP Series 4
Ordering Information 5
Accessories 5
Connector Assigment 5
powerCON TRUE1 International Cord 6
powerCON TRUE1 US Cord 7
Cable Part Number Breakdown 7
powerCON Series 8
Ordering Information 9
Accessories 9
Connector Assigment 9
powerCON 32 A Series 10
Ordering Information 10
Technical Data powerCON 11
nanoCON Series 12
Ordering Information 13
miniCON Series 14
Ordering Information 15
neutriCON Series 16
Ordering Information 17
Assembly Tools 18
Technical Data 19

General information:

Definition, Abbreviation & Useful Information 21
Neutrik Part Number Guide 22
Neutrik Product Line 23

Circular Connectors

Introduction

The Neutrik® circular connector program is a range of metal, multi-pole connectors specifically designed for industrial applications. These series provide a variety of male and female cable connectors and receptacles that can be terminated by soldering and crimping or to printed circuit boards. An easy to use and reliable quick-lock system ensures a perfect connection and cannot be released accidentally. The circular connectors offer the Neutrik® unique chuck type strain relief and a reinforced housing for robust dependability.

The Neutrik® industrial connector range also features a unique power connector for single phase applications up to 32 A.

The main areas of application are in the measurement, test and control, automotive and machine tool industry as well as medical technology.

New Ergonomic quick lock

Bushing with securing key and sealing

Rugged sealing cover

ENEC certified

TRUE OUTDOOR PROTECTION

powerCON® TRUE1 TOP – Lockable 16 A single phase connector

NAC3FX-W-TOP

NAC3MX-W-TOP

NAC3FPX-TOP
with SCNAC-FPX

NAC3MPX-TOP
with SCNAC-MPX

NAC3PX-TOP
with SCNAC-PX

- True mains connector with breaking capacity (CBC)
- Designed to be engaged and disengaged in normal use when live or under load
- Lockable 16 A (acc. ENEC, VDE) / 20 A (acc. UL) connector
- Complete system with inlet and outlet connectors
- Outdoor protection acc. IP 65 and UL50E enclosure type 4
- Uses high impact, UV resistant materials per UL
- Certified according IEC 60320-1 and UL 498

NAC3FX-W-TOP

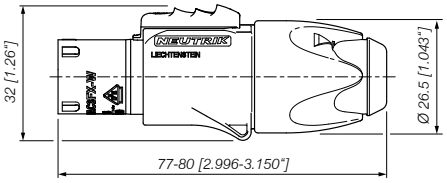

NAC3MPXTOP

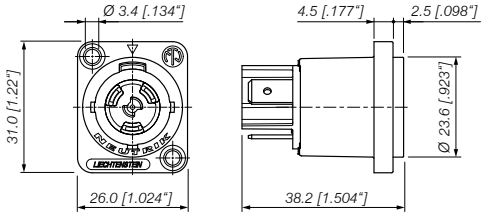

NAC3PXTOP

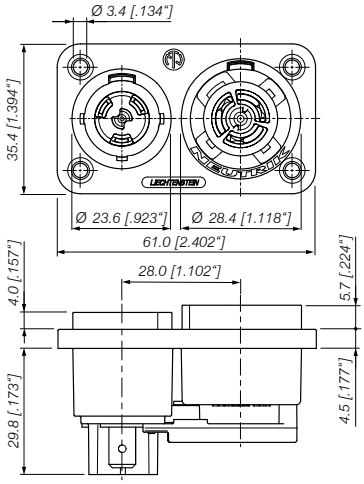

NAC3MX-W-TOP

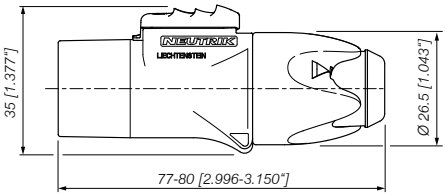

NAC3FPXTOP

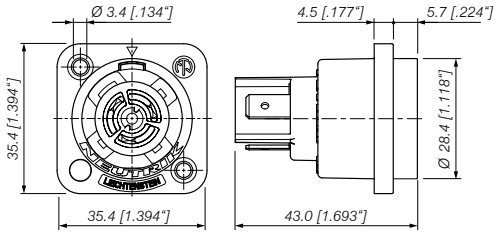

Ordering Information

Cable Connector	
NAC3FX-W-TOP	Locking Power-In cable connector, female, screw terminals, IP 65
NAC3MX-W-TOP	Locking Power-Out cable connector, male, screw terminals, IP 65

Chassis Connector	
NAC3FPX-TOP	Appliance outlet chassis connector, female, 1/4" flat tab terminals
NAC3FPX-ST-TOP	Appliance outlet chassis connector, female, screw terminals
NAC3FPX-WOT-TOP	Appliance outlet chassis connector, female, 1/4" flat tab terminals, without insulation divider
NAC3MPX-TOP	Appliance inlet chassis connector, male, 1/4" flat tab terminals
NAC3MPX-WOT-TOP	Appliance inlet chassis connector, male, 1/4" flat tab terminals, without insulation divider
NAC3PX-TOP	Appliance inlet-outlet chassis duplex, 1/4" flat tab terminals

Accessories

SCNAC-FPX

SCNAC-MPX

SCNAC-PX

HTAC

SCDP-*

SCNAC-FPX	Rubber sealing cover for NAC3FPX-TOP chassis, IP65
SCNAC-MPX	Rubber sealing cover for NAC3MPX-TOP chassis, IP65
SCNAC-PX	Rubber sealing cover for NAC3PX-TOP chassis, IP65
HTAC	Hand tool to tighten the powerCON TRUE1 bushing
SCDP-*	D-Size sealing gaskets, colour coding (*: 0- black, 2- red, 4- yellow, 5- green, 6- blue, 9- white)

APPLIANCE INLET

APPLIANCE COMBINATION



CABLE EXTENTION

APPLIANCE OUTLET



FOR DISASSEMBLY - OPEN TWIST LOCK!

① Press with screw driver to unlock

② Turn bushing while still press the locking.

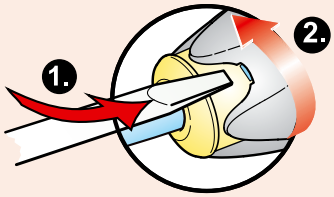

Specification
READY-MADE POWER CORDS

Ready-made overmolded power cord in protection class IP65. The cable utilizes standard duty cord with 3 conductors with cross section 1.5 mm² or AWG 12.

Cables are equipped with Neutrik powerCON TRUE1 NAC3FX-W and NAC3MX-W for extention cables, with an open end for termination of local connectors for "power in" supply cables or a right-angled Schuko plug. Other local connectors on request.

Cables are available in different lengths.

International Cord

International Power Cord 16 A / 250 VAC

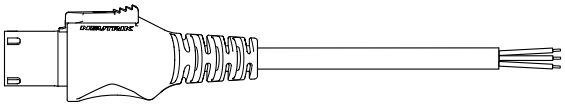

Plug / end termination	Neutrik NAC3FX-W / stripped open end
Approvals	ENEC, VDE
Standard length	1 m, 1.5 m, 2 m, 3 m, 5 m
Conductor size	3 x 1.5 mm²
Cable type / color / Nom. O.D.	H07RN-F3G1.5 / black / 9.6 mm
Part Number e.g.	NKPF-NC-A-3
Cable type / color / Nom. O.D.	H05VV-F3G1.5 / black / 8.3 mm
Part Number e.g.	NKPF-NC-B-1

International Extension Cord 16 A / 250 VAC

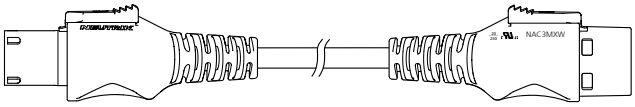

Plug / end termination	Neutrik NAC3FX-W / Neutrik NAC3MX-W
Approvals	ENEC, VDE
Standard length	0.5 m, 1 m, 1.5 m
Conductor size	3 x 1.5 mm²
Cable type / color / Nom. O.D.	H07RN-F3G1.5 / black / 9.6 mm
Part Number e.g.	NKPF-M-A-0.5
Cable type / color / Nom. O.D.	H05VV-F3G1.5 / black / 8.3 mm
Part Number e.g.	NKPF-M-B-1

International Power Cord 16 A / 250 VAC

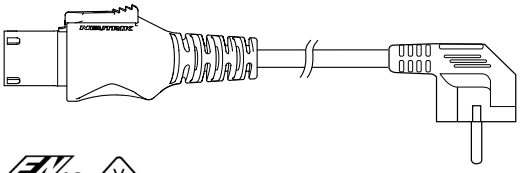

Plug / end termination	Neutrik NAC3FXW / SCHUKO RA Plug
Approvals	ENEC, VDE
Standard length	1 m, 1.5 m, 2 m, 3 m, 5 m, 10 m
Conductor size	3 x 1.5 mm²
Cable type / color / Nom. O.D.	H07RN-F3G1.5 / black / 9.6 mm
Part Number e.g.	NKPF-SR-A-1
Cable type / color / Nom. O.D.	H05VV-F3G1.5 / black / 8.3 mm
Part Number e.g.	NKPF-SR-B-1

US Cord

US Power Cord 20 A / 250 VAC

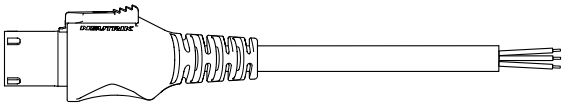

Plug / end termination	Neutrik NAC3FXW / stripped open end
Approvals	UL, cUL
Standard length	1 m, 1.5 m, 2 m, 3 m, 5 m
Conductor size	3 x 12 AWG
Cable type / color / Nom. O.D.	SJTOW / black / 11.3 mm
Part Number e.g.	NKPF-NC-C-5
Cable type / color / Nom. O.D.	SJOOW / black / 11.3 mm
Part Number e.g.	NKPF-NC-D-3

US Extension Cord 20 A / 250 VAC

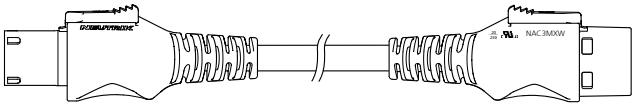

Plug / end termination	Neutrik NAC3FXW / Neutrik NAC3MXW
Approvals	UL, cUL
Standard length	0.5 m, 1 m, 1.5 m
Conductor size	3 x 12 AWG
Cable type / color / Nom. O.D.	SJTOW / black / 11.3 mm
Part Number e.g.	NKPF-M-C-1
Cable type / color / Nom. O.D.	SJOOW / black / 11.3 mm
Part Number e.g.	NKPF-M-D-1

Cable Part Number Breakdown

N K P F - X - Y - 3

Neutrik Power Cord

F NAC3FX-W
M NAC3MX-W

TERMINATION 2. END

M NAC3MX-W
NC ..... Stripped open end
SR ..... Schuko right-angled

LENGTH in m

CABLE TYPE

A H07RN-F3G1.5
B H05VV-F3G1.5
C ..... SJTOW AWG 12
D ..... SJOOW AWG 12

Quick lock

Neutrik bushing

3/16" flat tabs

Locking area on chassis connector

powerCON

powerCON – Locking 3 Pole Power Connectors

NAC3FCA

NAC3MPA-1

NAC3FCB

NAC3MPB-1

NAC3MM-1

- Lockable 3 pole single phase equipment (AC) connector
- High current capacity, rated at 20 A / 250 V ac
- Colour coded for easy identification, powerCON offers power-in (blue) and power-out (grey) versions with different keying to avoid the possibility of intermating
- Fast and easy locking system
- Extremely robust and reliable
- Excellent cable retention
- UL, cUL recognized components (file no. E 135070) VDE certified (Reg. No. 6360),
- New latch design for easier handling and secure locking
- Coupler for linking cables (couples NAC3FCA to NAC3FCB)

NAC3FCA(B)

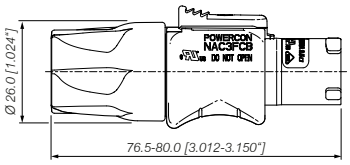

NAC3MPA(B)-1

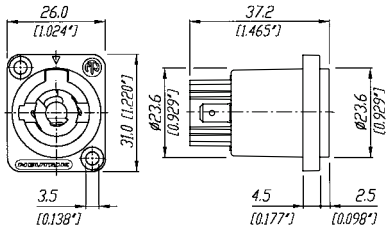

NAC3MM-1

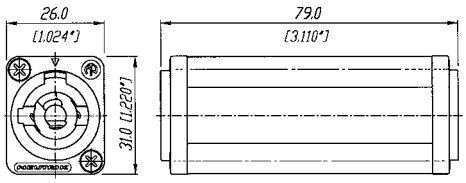

Ordering Information

NAC3FCA	Cable connector, quick lock with securing lever, A-type for power inlet, screw terminals
NAC3MPA-1	Air tight chassis connector, A-type for power inlet, flat tab terminals, blue
NAC3MPA-1-WOT	Chassis connector, power-out, 3/16'' flat tab terminals, blue, without insulation divider
NAC3FCB	Cable connector, quick lock with securing lever, B-type for power outlet, screw terminals
NAC3MPB-1	Air tight chassis connector, B-type for power outlet, flat tab terminals, grey
NAC3MPB-1-WOT	Chassis connector, power-out, 3/16'' flat tab terminals, grey, without insulation divider
NAC3MM-1	Coupler for linking cables (couples NAC3FCA to NAC3FCB)

Accessories



HTFAC | NDL | NLFASTON | SCL | SCDR | Example: NAC3MPA-1 + SCDR | SCDX | SCCD-W | SCDP-*

HTFAC	Hand tool to tighten the powerCON bushing
NDL	dummyPLUG for powerCON 20 A chassis connector
NLFASTON	FASTON® receptacle for tabs with "positive lock" for use with NL4MP, NL4MPR, NL8MPR, Pack of 100 pcs.
SCL	Plastic sealing cover to protect the connectors against dust and moisture
SCDR	Rear end protection cover for D-size chassis connector
SCDX	Hinged cover seals D-size chassis connectors, IP 42 rated
SCCD-W	Spring-loaded cover to seals D-size chassis connectors, IP65 rated
SCD-W	D-Size sealing cap, IP65 rated
SCDP-*	D-Size sealing gaskets, colour coding (*: 0- black, 2- red, 4- yellow, 5- green, 6- blue, 9- white)

Connector Assignment

Combination & Keyways:
With the two non-interchangeable types of connectors (A type and B type) it is impossible to produce a short circuit. Mating connectors (combination) are identified by mechanical keyways and by color.

ATTENTION
The technical data of the powerCON connectors refer to connectors without breaking capacity, meaning connecting devices not to be engaged and disengaged in normal use when live or under load.



Robust metal housing

Big bushing for cable up to 20 mm

Locking key

Screw-type terminals

powerCON

powerCON 32 A Connectors

NAC3FC-HC

NAC3MP-HC

- Locking single phase AC appliance coupler
- High current capacity (32 A rated)
- Fast and easy locking system
- Excellent cable handling and protection
- Extremely robust and reliable
- 250 V ac, 32 A single-phase (for ambient temperatures up to 35 °C)
- Premating contact for protective earth
- Locking system to prevent unintentional disengagement
- Cable O.D. range: 8 – 20 mm
- Wiring with screw-type terminals for wires 2.5 to 6.0 mm² (AWG 14 – 10)

NAC3FC-HC

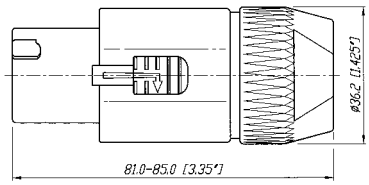

NAC3MP-HC

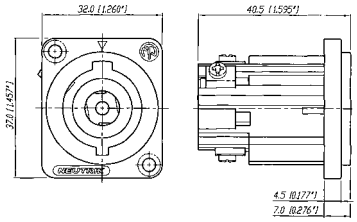

Ordering Information

NAC3FC-HC	Cable connector, quick lock with securing lever, screw terminals
NAC3MP-HC	Fast and easy locking system, screw-type terminals

Specification		powerCON TRUE1 TOP	powerCON Series	32 A powerCON Series
Electrical				
Number of contacts	2 + PE	●	●	●
Rated current per contact		20 A rms [1]	20 A rms	32 A rms
Rated voltage	250 V ac	●	●	●
Dielectric strength	4 kV dc / 2.8 kV ac	●	●	●
Contact resistance	≤ 3 mΩ	●	●	●
Insulation resistance after	> 0.1 GΩ	●	●	●
damp heat test (IEC 68-2-30)				
Mechanical				
Retention method	Quick lock	●	●	●
Cable O.D. range		6 – 12 mm	6 – 15 mm [2]	8 – 20 mm
Wiring	Cable: screw type terminals	●	●	●
		1.0 - 2.5 mm² / AWG 12	2.5 mm² / AWG 14	2.5 – 6 mm² / AWG 14-10
	or soldering	●	●	●
	Chassis:			
	flat tabs for FASTON® (4.8 x 0.5 mm)	-	●	-
	(6.35 mm x 0.8 mm)	●	-	-
	or soldering	●	●	●
	screw type terminals	●	●	●
Material				
Housing cable connector		PA 6.6 30% GR	PA 6 30% GR	PA 6 30% GR
Housing receptacle		PA 6.6 30% GR	PA 6.66 25% GR	PA 6.6 25% GR
Insert		PA 6.6 30% GR	PA 6 30% GR	PA 6.6 25% GR
Contacts	Female:	CuSn0.2	CuZn39Pb3	CuZn39Pb3
	Male:	CuNi1Si0.2	CuNi1Si0.2	CuSn0.2
Contact surface		2 µm Ag plated	4 µm / 2 µm Ag plated	4 µm Ag
Chuck	POM	●	●	●
Environmental				
Flammability	UL 94 HB	-	●	● plug housing
	UL 94 V-0	●	●*	●*
Temperature range:	-30 °C to +80 °C	●	●	70 °C
Protection class (mated)		IP 65	IP 20	IP 2X unmated
Safety Requirements	EN / IEC61984	-	●	●
	IEC 60320	●	-	-
Solderability complies with	IEC 68-2-20	●	●	-

[1] : Appliance coupler acc. IEC 60320 limited to 16 A ac
[2] : Cable O.D. range limited to 6 - 14 mm / acc. VDE
* : Receptacle
FASTON® is a trademark of AMP Inc.

Connector locking

PCB receptacle

Panel mount receptacle

nanoCON

nanoCON – 3 Pole Subminiature Connectors

NSC3F

NP3F-H

NP3M-V

NR3M-S

NR3F-S

- World's smallest circular lockable multipole connector
- Robust metal housing with gold plated contacts
- Male and female receptacles for vertical or horizontal PCB mount or solder termination
- Cable connector and receptacle with interchangeable male and female inserts
- Reliable and versatile in applications like medical equipment, control systems, sensors or audio applications such as miniature and wireless microphones and portable mixers
- Pre-mating contact 1

M 1:1

NSC3F(M)

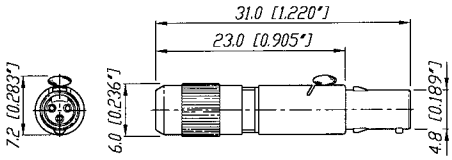

NR3F(M)-S

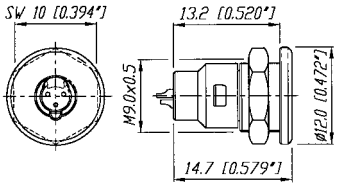

NP3F(M)-H

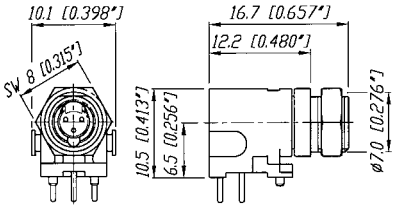

Ordering Information

Female		Male	
NSC3F	Cable connector, chuck principle, solder contacts	NSC3M	Cable connector, chuck principle, solder contacts
NR3F-S	Chassis connector panel mount, solder contacts	NR3M-S	Chassis connector panel mount, solder contacts
NP3F-H	Chassis connector horizontal PCB mount	NP3M-H	Chassis connector horizontal PCB mount
NP3F-V	Chassis connector vertical PCB mount	NP3M-V	Chassis connector vertical PCB mount

Ordering Information

NSC3F

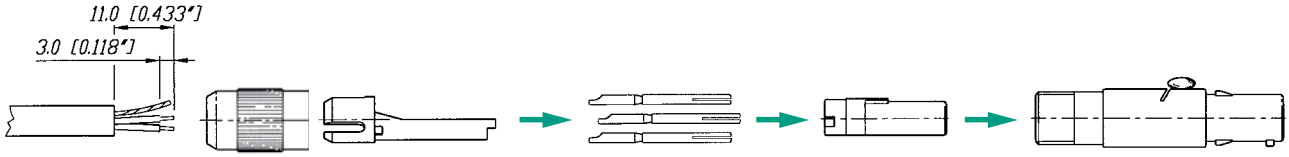

NSC3M

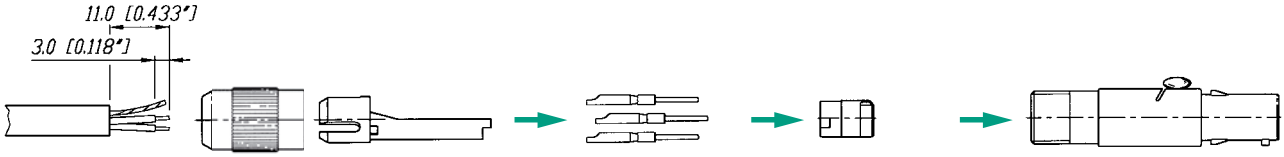

NP3F-H
NP3M-H

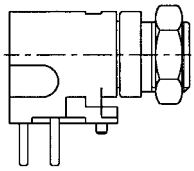

NR3F-S

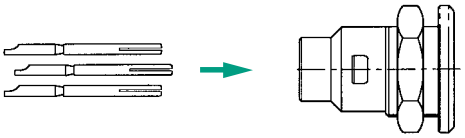

NP3F-V
NP3M-V

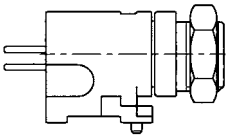

NR3M-S

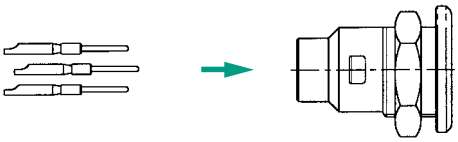

Contact Arrangement

Male

Female

Push Pull locking

Gold solder contacts



Horizontal PCB mount

miniCON

miniCON – 12 Pole Miniature Connectors

MSCM12

MMC* (modulares System)

MRF12

MPF12-H

- Up to 12 pole miniature connector
- Complete set or modular system
- Push-pull self-locking system
- Precisely machined, rugged all metal design
- Fully loaded male and female receptacles for horizontal or vertical PCB mount
- Gold plated contacts, crimp or solder, velour chromium housing
- Special crimp type strain relief establishes an ideal coaxial connection of the cable shield to the connector shell for best EMC shielding
- Easy assembly: contact soldering in disassembled condition avoids awkward wiring of high density contacts
- Interchangeable insert (male-female)

MPF(M)12-V

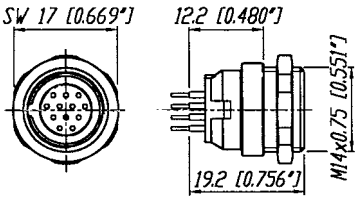

MRF(M)12

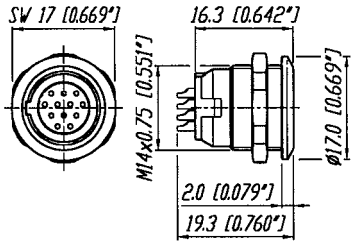

MSCF(M)12 (+MSRC)

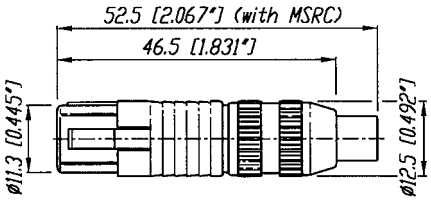

MPF(M)12-H

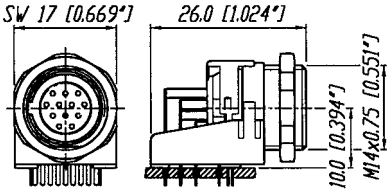

Ordering Information for complete miniCON set

Complete set (consisting of housing, insert, 12 contacts and chuck for cable connector)			
Female		**Male**	
MSCF12	Cable connector, chuck principle, solder contacts	MSCM12	Cable connector, chuck principle, solder contacts
MRF12	Receptacle panel mount, solder contacts	MRM12	Receptacle panel mount, solder contacts
MPF12-H	Receptacle horizontal PCB mount	MPM12-H	Receptacle horizontal PCB mount
MPF12-V	Receptacle vertical PCB mount	MPM12-V	Receptacle vertical PCB mount

MSCF(M)12

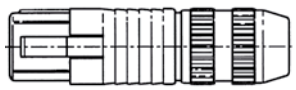

MPF(M)12-V

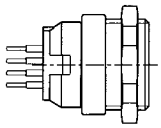

MPF(M)12-H

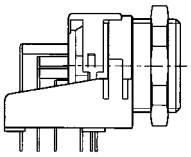

Ordering Information for modular miniCON system

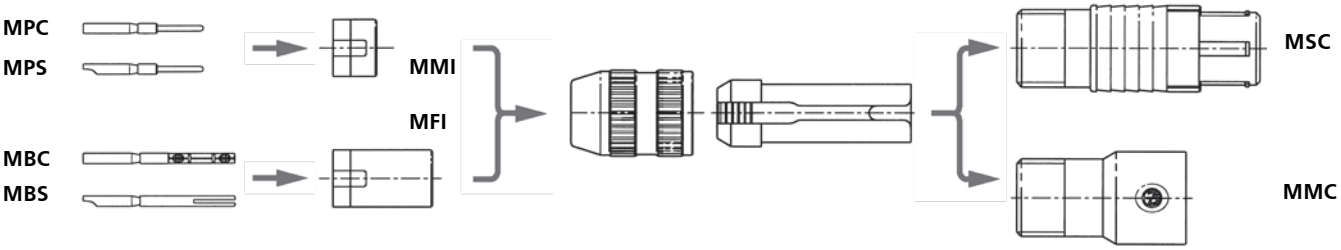

MRF

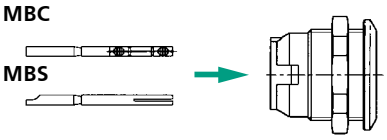

MRM

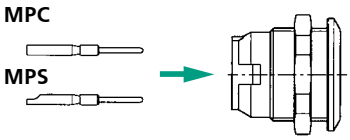

MSRC

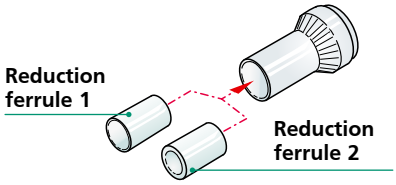

Housing and insert pre-assembled, contacts must be ordered separately.

Modular system			
Female		**Male**	
MFI	Insert for cable connector	MMI	Insert for cable connector
MBC	Crimp contacts for cable connector and receptacle	MPC	Crimp contacts for cable connector and receptacle
MBS	Solder contacts for cable connector and receptacle	MPS	Solder contacts for cable connector and receptacle
MRF	Receptacle housing and insert pre-assembled	MRM	Receptacle housing and insert pre-assembled
MMC	Cable connector extension, incl. chuck (for male and female)		
MSC	Cable connector housing, incl. chuck (for male and female)		
MSRC	Set of strain relief crimp version (consisting of crimp ferrule & reduction ferrule 1 + 2, tools see page 130)		

Push Pull locking

All metal housing

Colored bushing available

neutriCON

neutriCON – Versatile Circular Connectors

OSC8F

OSC8M-Ni

ORP8F-Ni

ORP8M

- Complete set or modular system for any desirable configuration
- Contact configuration can be selected from 1 to 8 contacts
- Special crimp type strain relief establishes an ideal coaxial connection of the cable shield to the connector shell for best EMC shielding
- Precise and robust all metal housing absorbs vibration forces and protects contact inserts
- Easy, fast and screwless assembly
- Push-pull self-locking system

Polarization

Housing: Two variants of metal polarizing guides (90° and 180°).

Coding 90°

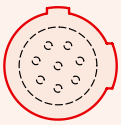

Coding 180°

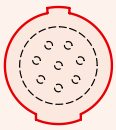

Insert: The male and female insert can be assembled in all three housings.

OSC8F / OSC8M

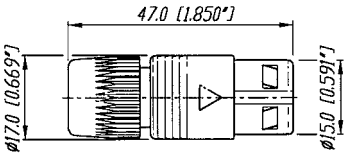

MODULAR SYSTEM

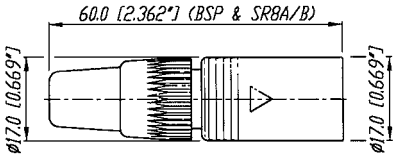

MC8 + SR8A/B + insert

ORP8F / ORP8M

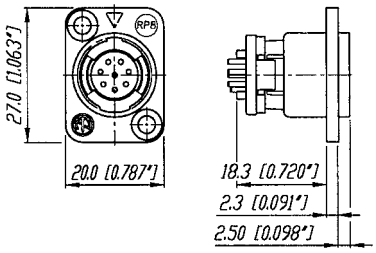

Ordering Information for complete neutriCON set

Complete set (consisting of housing, insert, 8 contacts and chuck for cable connector)

OSC8F	Female cable connector, chuck principle, black housing, solder contacts
OSC8F-Ni	Female cable connector, chuck principle, nickel housing, solder contacts
OSC8M	Male cable connector, chuck principle, black housing, solder contacts
OSC8M-Ni	Male cable connector, chuck principle, nickel housing, solder contacts
ORP8F	Female panel mount receptacle, black housing, solder contacts
ORP8F-Ni	Female panel mount receptacle, nickel housing, solder contacts
ORP8M	Male panel mount receptacle, black housing, solder contacts
ORP8M-Ni	Male panel mount receptacle, nickel housing, solder contacts

Ordering Information for modular neutriCON system

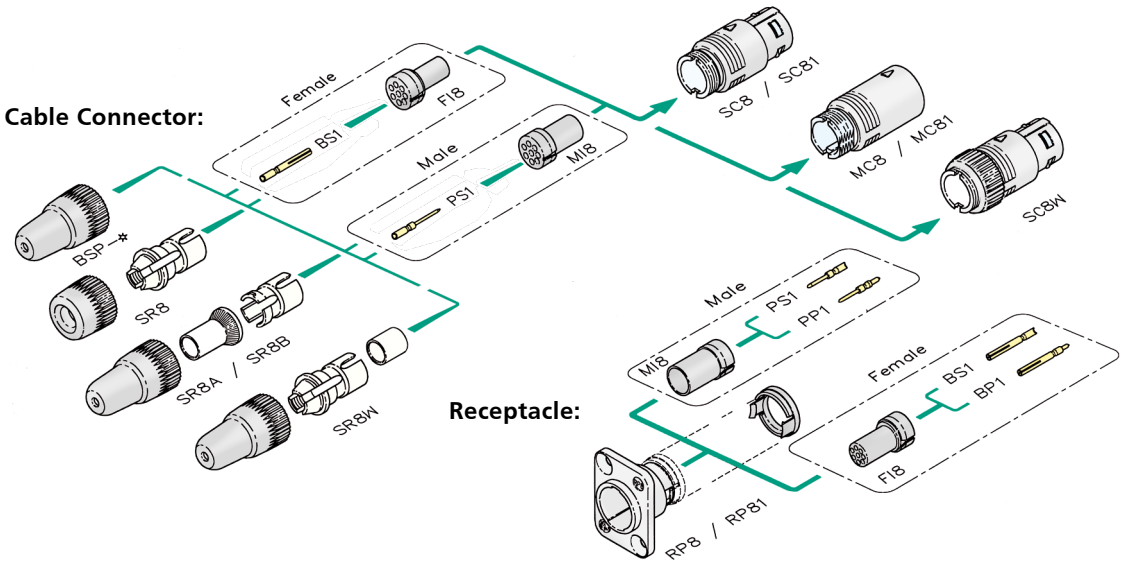

Modular system

Female		Male	
FI8	Insert for cable connector and receptacle	MI8	Insert for cable connector and receptacle
BS1	Solder contact	PS1	Solder contact
BP1	PCB contact	PP1	PCB contact
SC8	Cable housing, black coated, 180° coding	MC8	Mating cable housing, black coated, 180° coding
SC8-Ni	Cable housing, nickel coated, 180° coding	MC8-Ni	Mating cable housing, nickel coated, 180° coding
SC81	Cable housing, black coated, 90° coding	MC81	Mating cable housing, black coated, 90° coding
SC81-Ni	Cable housing, nickel coated, 90° coding	MC81-Ni	Mating cable housing, nickel coated, 90° coding
SC8W	Cable housing, black coated, 180° coding, waterproof multipin connector according IP54		
RP8	Receptacle, black coated, 180° coding		
RP8-Ni	Receptacle, nickel coated, 180° coding		
RP81	Receptacle, black coated, 90° coding		
RP81-Ni	Receptacle, nickel coated, 90° coding		
SR8	Bushing and chuck type strain relief (standard)		
SR8A	Crimp type strain relief for cable O.D. 3 – 3.8 mm (Hex crimp 5.41 mm acc. IEC 803, see also page 132)		
SR8B	Crimp type strain relief for cable O.D. 6 – 7 mm (Hex crimp 7.01 mm acc. IEC 803, see also page 132)		
SR8W	Bushing and chuck type strain relief for waterproof solution IP 54		
BSP-*	Coloured boot, available in 10 resistor colours		

* color coding: 0 - Black, 1- Brown, 2 - Red, 3 - Orange, 4 - Yellow, 5 - Green, 6 - Blue, 7 - Violet, 8 - Grey, 9 - White

Crimptool

Crimping tool HX-CONTACT DMC crimptool AFM8 acc. M22520/2-01

MPOS-* Modified DMC positioner (K155) Contact positioner helds contact in position while crimping.

Contact and connector assembly

Crimptool HX-R-BNC Neutrik® HEX crimptool

DIE-R-BNC-* Neutrik® dies for various HEX sizes.

neutriCON - Ordering Information Assembly Tools

		Cable O.D. / Wire	Crimptool	Die/Positioner	HEX-Size/Standard
SR8A	Strain relief	3 – 3.8 mm	HX-R-BNC	DIE-R-BNC-PJ	5.41 mm / IEC 803
SR8B	Strain relief	6 – 7 mm	HX-R-BNC	DIE-R-BNC-PS	7.01 mm / IEC 803

miniCON - Ordering Information Assembly Tools

		Cable O.D. / Wire	Crimptool	Die/Positioner	HEX-Size/Standard
MSRC	Crimp ferrule only	4.5 – 6 mm	HX-R-BNC	DIE-R-BNC-PDC*	6.47 mm / IEC 803
MSRC	Crimp ferrule & reduction ferrule 1	3.3 – 4.4 mm	HX-R-BNC	DIE-R-BNC-PDC*	6.47 mm / IEC 803
MSRC	Crimp ferrule & reduction ferrule 2	2.5 – 3.2 mm	HX-R-BNC	DIE-R-BNC-PDC*	6.47 mm / IEC 803
MBC	Female crimp contact	AWG 24 / 0.22 mm^2	HX-CONTACT	MPOS-MBC	No. 5 / M22520/2-01
MPC	Male crimp contact	AWG 24 / 0.22 mm^2	HX-CONTACT	MPOS-MPC	No. 5 / M22520/2-01

*: DIE-R-BNC-PJ or PS also possible

Specification		nanoCON Series	miniCON Series	neutriCON Series
Electrical				
Number of contacts		3	12 (1-12 modular system)	8 (1-8 modular system)
Rated current per contact		2 A	3 A	7.5 A (solder), 5 A (crimp)
Rated voltage		50 V ac	50 V ac	50 V ac
Dielectric strength		1000 V dc	1000 V dc	1500 Vdc
Contact resistance		≤ 12 mΩ	≤ 8 mΩ	≤ 5 mΩ
Insulation resistance after damp heat test (IEC 68-2-30)		> 1 GΩ	> 500 MΩ	> 500 MΩ
Mechanical				
Retention method		latch	Push-pull	Push-pull
Cable O.D. range		max. 3.4 mm	3 – 5 mm (grey chuck)	3 – 7 mm
		-	5 – 7 mm (white chuck)	3 – 3.8 mm (SR8A)
		-	2.5 – 6 mm	6 – 7 mm (SR8B)
		-	(crimp version MSRC)	
Wiring		0.2 mm^2 / 24 AWG	0.5 mm^2 / 20 AWG	1.0 mm^2 / 18 AWG
		for solid wire	for solder	for solder
		0.14 mm^2	0.22 mm^2	-
		26 AWG	24 AWG	-
		for stranded wire	for crimp	-
Solderability complies with IEC 68-2-20		●	●	●
Material				
Housing cable connector		CuSn4Pb4Zn4	ZnAl4Cu1 / CuZn39Pb3	ZnAl4Cu1
				gal Ni or black chrome
Housing receptacle		CuZn39Pb2	ZnAl4Cu1	ZnAl4Cu1,
				gal Ni or black chrome
Insert		PETP	PA 6.6	PBTP 15% GR
Contacts		CuZn35Pb2	CuZn35Pb2 (solder)	CuZn35Pb2 (solder)
			CuZn39Pb3 (crimp)	
			CuSn6	
Contact surface		0.5 µm Au	0.2 µm AuCo	0.3 µm Au hard
				alloy over 2 µm Ni
Chuck POM		●	●	●
Environmental				
Flammability	UL 94 HB	-	-	●
Flammability	UL 94 V-0	●	●	-
Temperature range	-30 °C to +80 °C	●	●	●
Protection class (mated)		IP 40*	IP 5X	IP 5X
Safety Requirements EN/IC61984		-	-	-

*: Receptacle

FASTON® is a trademark of AMP Inc.

Definitions, Abbreviations & Useful Information

ELEMENTS

Ag	Silver
Al	Aluminium
Au	Gold
Co	Cobalt
Cr	Chromium
Cu	Copper
Ni	Nickel
P	Phosphorus
Pb	Lead
Pd	Palladium
Sn	Tin
Zn	Zinc
SS	Stainless Steel

ALLOYS, PLASTICS, POLYMERS

Brass (Alloy)	CuZn39Pb3
Bronze (Alloy)	CuSn6
Ck 67	Carbon Steel
EPDM	Ethylene Propylene
GR	Glass Reinforced
PA	Polyamide
PBTP	Polybutylene Terephthalate
POM	Polyacetal
PTFE	PolyTetraFluoroEthylene (TEFLON)
PUR	Polyurethane

MEASUREMENT LEGEND

N	Newton
Ω	Ohm
µ	Micro
OD	Outside Diameter
m	Meter(s)
k	Kilo

ENGLISH TO METRIC CONVERSIONS

1/8 inch	3.175	millimeters (mm)
1/4 inch	6.35	millimeters (mm)
1 inch	25.4	millimeters (mm)
	2.54 cm	1 inch
1 foot	30.48	centimeters (cm)
	0.305	meter (m)
6 foot	1.828	meters (m)
50 foot	15.24	meters (m)
100 foot	30.48	meters (m)
1000 foot	304.8	meters (m)

METRIC TO ENGLISH CONVERSIONS

1 centimeter	0.3937	inches
1 meter	39.37	inches
3.281 meter	10	feet
10 meters	32.808	feet
50 meters	164.041	feet
100 meters	328.084	feet

OTHER ABBREVIATIONS

UL®	Underwriters Laboratories
IP Rating	Ingress Protection rating for objects and water ACC IEC529/EN60529
IEC	International Electrotechnical Commission is the international standards and conformity assessment body for all fields of electrotechnology
	UL Recognized Component Mark
	ENEC – European norms electrical certification, demonstrates compliance with European safety standards.
	VDE Association for Electrical, Electronic and Information Technologies e.V.
AWG	American Wire Gauge

NEUTRIK, crystalCON®, **ether**CON®, **max**CON®, **mini**CON®, **nano**CON®, **neutri**CON®, **optical**CON®, **power**CON®, **Profi®, rear**TWIST®, **silent**PLUG®, **speak**ON®, **TOP®, DiWA®, XIRIUM®, are registered trademarks of Neutrik AG.**

Neutrik® Part Number Guide

NC3FAH1-B-0-D

Packaging:	**D**	Cable connector: bulk packed
Assembly:	**D**	Chassis connector: disassembled push latch
Retention:	**w/o**	Latch lock
	-0	Retention spring
	-DA	Asymmetric PUSH
Shell:	**B**	Black shell, gold contacts
	BAG	Black shell, silver contacts
Grounding:	**0**	Separate ground contact connected to shell, male only
	1	Pin 1 & panel & shell connected, no separate ground contact
	2	Separate ground contact connected to shell & panel, separate Pin 1
	E	Additional ground contacts
	w/o number	No ground/shell contact (except 4/5 pole), female only
Termination:	**H**	Horizontal PCB mount
	HL	Laterial left PCB mount
	HR	Laterial right PCB mount
	L	Solder cups
	V	Verticale PCB mount
	Y	IDC for wires (no ground)
	M3	Mounting holes with M3 thread
	M25	Mounting holes with M2.5 thread
	-	Not applicable
Series:	**A, AA, B, D, DL, DLX, MPR, P, PX, RX, X, XX**	
Gender:	**F**	Female
	M	Male
Number of Contacts:	**2, 3, 4, 5, 6, 7, 8, 12**	
Connector Type:	**A**	Adapter
	AC	powerCON
	B	BNC
	C	XLR
	D	dummyPLUG
	E	etherCON - RJ45
	F	RCA / CINCH
	J (MJ, RJ, SJ)	Jack
	K	Cable Assembly
	L	speakON - Loudspeaker
	M	Module
	O	opticalCON - Fiber Optic Connector
	P	Plug
	PP	Patch Panel
	R	Circular Connector
	T	Transformer
	TOP	True Outdoor Protection

Definitions, abbreviations & useful information see page 21.

Neutrik® Product Line

XLR Connectors

X Series | XX Series | TOP Series | RX Series | XS Series | A Series | AA Series | B Series | TOP Series | D Series | DL Series | DLX Series | P Series | MPR Series | Combo I Series | Combo A Series

Plugs & Jacks

PX Series | silentPLUG® | timbrePLUG® | ultimatePLUG® | MIL/B-Gauge Type Plugs | 0.173" Bantam | 3.5 mm Plug | Cable Jack | Chassis Jacks | Vertical Jacks | Slim Jacks | M Jacks | Stacking Jacks | Phono - Profi® | Phono - Socket

speakON® Connectors

speakON® SPX Series | speakON® FC Series | speakON® Adapter | speakON® Chassis Connectors | speakON® Combo | speakON® STX Cable & Chassis Connector

Data Connectors

opticalCON® Cable & Chassis Connectors

USB Cable & Chassis Connectors

HDMI Cable & Chassis Connectors | etherCON® Cable & Chassis Connectors | etherCON® TOP | mediaCON Cable & Chassis Connectors

75 Ohm BNC Connectors

rearTWIST® | Female Cable Jack | Chassis | Bulkhead Jacks | Tiny Cable Jack

Circular Connectors

nanoCON® Cable & Chassis Connectors | miniCON® Cable & Chassis Connectors | neutriCON® Cable & Chassis Connectors

powerCON® Connectors

powerCON® TRUE1 TOP Cable & Chassis Connectors

powerCON® Cable & Chassis Connectors | 32 A powerCON® Cable & Chassis Connectors

Patch Panels

1/4" Patch Panel | NPPA Series - 96 Bantam (TT) Jacks | LF 48 B-Gauge Patchbays

Accessories

Circular Adapters | DMX Adapters | XLR Feedthrough



D Shape Adapters | AES / EBU Digital Impedance Trasformer Adapters

etherCON® CAT6A Adapter | Modules & Audio Transformers | Goosenecks

Digital Audio Network

Mic,Line, AES/EBU I/O to Dante® Interface

XIRIUM® PRO

The premium brand of the Neutrik Group

LIECHTENSTEIN (HEADQUARTERS)
Neutrik AG, Im alten Riet 143, 9494 Schaan
T +423 237 24 24, F +423 232 53 93, neutrik@neutrik.com

GERMANY / NETHERLANDS / DENMARK / AUSTRIA
Neutrik Vertriebs GmbH, Felix-Wankel-Strasse 1, 85221 Dachau, Germany
T +49 8131 28 08 90, neutrik@neutrik.de

GREAT BRITAIN
Neutrik (UK) Ltd., Westridge Business Park, Cothey Way
Ryde, Isle of Wight PO33 1 QT
T +44 1983 811 441, sales@neutrik.co.uk

FRANCE
Neutrik France SARL, 52 rue d'aguesseau, 1er etage, 92100 Boulogne-Billancourt
T +33 1 41 31 67 50, info@neutrik.fr

USA
Neutrik USA Inc., 4115 Taggart Creek Road, Charlotte, North Carolina, 28208
T +1 704 972 30 50, info@neutrikusa.com

JAPAN
Neutrik Limited, Yusen-Higashinihonbashi-Ekimae Bldg., 3-7-19
Higashinihonbashi, Chuo-ku, Tokyo 103
T +81 3 3663 47 33, mail@neutrik.co.jp

HONG KONG
Neutrik Hong Kong LTD., Suite 18, 7th Floor Shatin Galleria
Fotan, Shatin
T +852 2687 6055, sales@neutrik.com.hk

CHINA
Ningbo Neutrik Trading Co., Ltd., Shiqi Street, Yinxian Road West
Fengjia Villiage, Hai Shu District, Ningbo, Zhejiang, 315153
T +86 574 88250833, sales@neutrik.com.cn

INDIA
Neutrik India Pvt. Ltd., Level 3, Neo Vikram, New Link Road,
Above Audi Show Room, Andheri West, Mumbai, 400053
T +91 982 05 43 424, anklesaria@neutrik.com

ASSOCIATED COMPANIES

Contrik AG
Steinackerstrasse 35, 8902 Urdorf, Switzerland
T +41 44 736 50 10, contrik@contrik.ch

H. Adam GmbH
Felix-Wankel-Straße 1, 85221 Dachau, Germany
T +49 08131 28 08-0, anfrage@adam-gmbh.de

Circular Connector Product Guide 2019/07 V20 – NPGE-C – Data subject to change without prior notice. © 2019 NEUTRIK®. ALL RIGHTS RESERVED.

www.neutrik.com

2019/07-V20