L000801-80 ✔ ACTIVE

TE Internal #: L000801-80

Chip Antenna, Wide Band, UWB, Internal/Embedded Mount, Printed Circuit Board Mount, SMA, Omnidirectional, Single Port, 3 < 6 dBi Peak Gain

View on TE.com >

Antennas

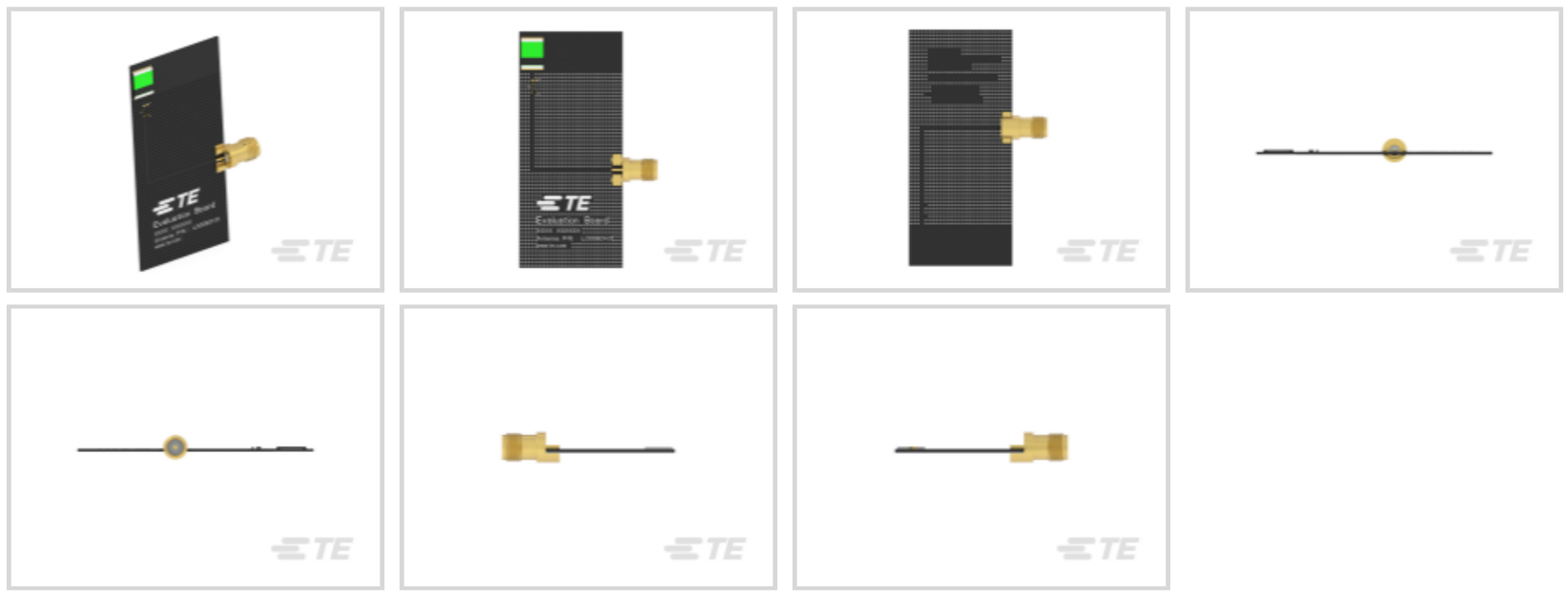

Communication Protocol: **UWB**

Mounting Location: **Internal/Embedded**

Mounting Type: **Printed Circuit Board Mount**

Antenna Type: **Chip**

Antenna Termination: **SMA**

Features

Product Type Features

Antenna Termination	SMA
Antenna Product Type	Antenna

Configuration Features

Antenna Style	Chip
Mounting Location	Internal/Embedded
Antenna Type	Chip
Band Type	Wide Band
Port Configuration	Single Port

Electrical Characteristics

Impedance	50 Ω
Antenna Operation	Passive
VSWR (Max)	<3:1

Signal Characteristics

Frequency Band	3500 – 8500 MHz

Gain (Max)	1.8 dB
Peak Gain	3 < 6 dBi

Body Features

Antenna Weight	10 g[.353 oz]

Mechanical Attachment

Polarization	Linear
Mounting Type	Printed Circuit Board Mount

Dimensions

Product Width	64 mm[2.519 in]
Product Length	28 mm[1.102 in]
Product Height	1.28 mm[.05 in]

Operation/Application

Antenna Environment	Indoor
Wireless Standard	UWB
Directionality	Omnidirectional

Industry Standards

Communication Protocol	UWB
Primary Application	UWB

Product Availability

Applicable Region	Worldwide

Packaging Features

Packaging Method	Bag & Box

Other

Precision Level	Standard

Product Compliance

For compliance documentation, visit the product page on TE.com>

EU RoHS Directive 2011/65/EU	Compliant
EU ELV Directive 2000/53/EC	Out of Scope
China RoHS 2 Directive MIIT Order No 32, 2016	有害物质含量符合标准要求 No Restricted Substance(s) Above Threshold
EU REACH Regulation (EC) No. 1907/2006	

	Current ECHA Candidate List: JUNE 2025 (250) Candidate List Declared Against: Not Yet Reviewed SVHC > Threshold: Melamine (.11% in Component) **Article Safe Usage Statements:** Wash thoroughly after handling. Do not handle until all safety precautions have been read and understood. Recycle if possible and dispose of the article by following all applicable governmental regulations relevant to your geographic location.
Halogen Content	Low Halogen - Br, Cl, F < 900 ppm per homogenous material. Also BFR/CFR/PVC Free
Solder Process Capability	Not reviewed for solder process capability

Product Compliance Disclaimer

This information is provided based on reasonable inquiry of our suppliers and represents our current actual knowledge based on the information they provided. This information is subject to change. The part numbers that TE has identified as EU RoHS compliant have a maximum concentration of 0.1% by weight in homogenous materials for lead, hexavalent chromium, mercury, PBB, PBDE, DBP, BBP, DEHP, DIBP, and 0.01% for cadmium, or qualify for an exemption to these limits as defined in the Annexes of Directive 2011/65/EU (RoHS2). Finished electrical and electronic equipment products will be CE marked as required by Directive 2011/65/EU. Components may not be CE marked.Additionally, the part numbers that TE has identified as EU ELV compliant have a maximum concentration of 0.1% by weight in homogenous materials for lead, hexavalent chromium, and mercury, and 0.01% for cadmium, or qualify for an exemption to these limits as defined in the Annexes of Directive 2000/53/EC (ELV). Regarding the REACH Regulations, TE's information on SVHC in articles for this part number is still based on the European Chemical Agency (ECHA) 'Guidance on requirements for substances in articles'(Version: 2, April 2011), applying the 0.1% weight on weight concentration threshold at the finished product level. TE is aware of the European Court of Justice ruling of September 10th, 2015 also known as O5A (Once An Article Always An Article) stating that, in case of 'complex object', the threshold for a SVHC must be applied to both the product as a whole and simultaneously to each of the articles forming part of its composition. TE has evaluated this ruling based on the new ECHA "Guidance on requirements for substances in articles" (June 2017, version 4.0) and will be updating its statements accordingly.

Compatible Parts



TE Part # L000801-01
UWB Ceramic chip antenna



TE Part # L001016-02
UWB LINEAR POLARIZED ANTENNA ASSY

Customers Also Bought



TE Part #6-1393243-3
RT424012



TE Part #5-2176304-6
RP 1E 0.1W 37R4 0.1% 25PPM 5K RL



TE Part #2-2287720-1
PICO MQS,TERMINAL



TE Part #1-2301969-1
8POS,PICO MQS,REC HSG,UNSLD



TE Part #2323103-8
8POS,TAB0.5X0.4,HEADER ASSY,90 DEG



TE Part #2467938-1
RF TERMINATOR SMA PLUG 18 GHZ 2W GOLD

Documents

Product Drawings

UWB Ceramic chip Ant with EVB assy

English

CAD Files

3D PDF

3D

Customer View Model

ENG_CVM_CVM_L000801-80_1.2d_dxf.zip

English

Customer View Model

ENG_CVM_CVM_L000801-80_1.3d_igs.zip

English

Customer View Model

ENG_CVM_CVM_L000801-80_1.3d_stp.zip

English

By downloading the CAD file I accept and agree to the Terms and Conditions of use.

Datasheets & Catalog Pages

UWB_Ceramic_Chip_flyer

English

UWB CERAMIC CHIP ANTENNA

English

Product Specifications

Product Specification

English