L000691-01 ✔ ACTIVE

TE Internal #: L000691-01

Patch Antenna, Single Band, GNSS, Internal/Embedded Mount, Solder, Solder, Omnidirectional, Single Port, 3 < 6 dBi Peak Gain

View on TE.com >

Antennas

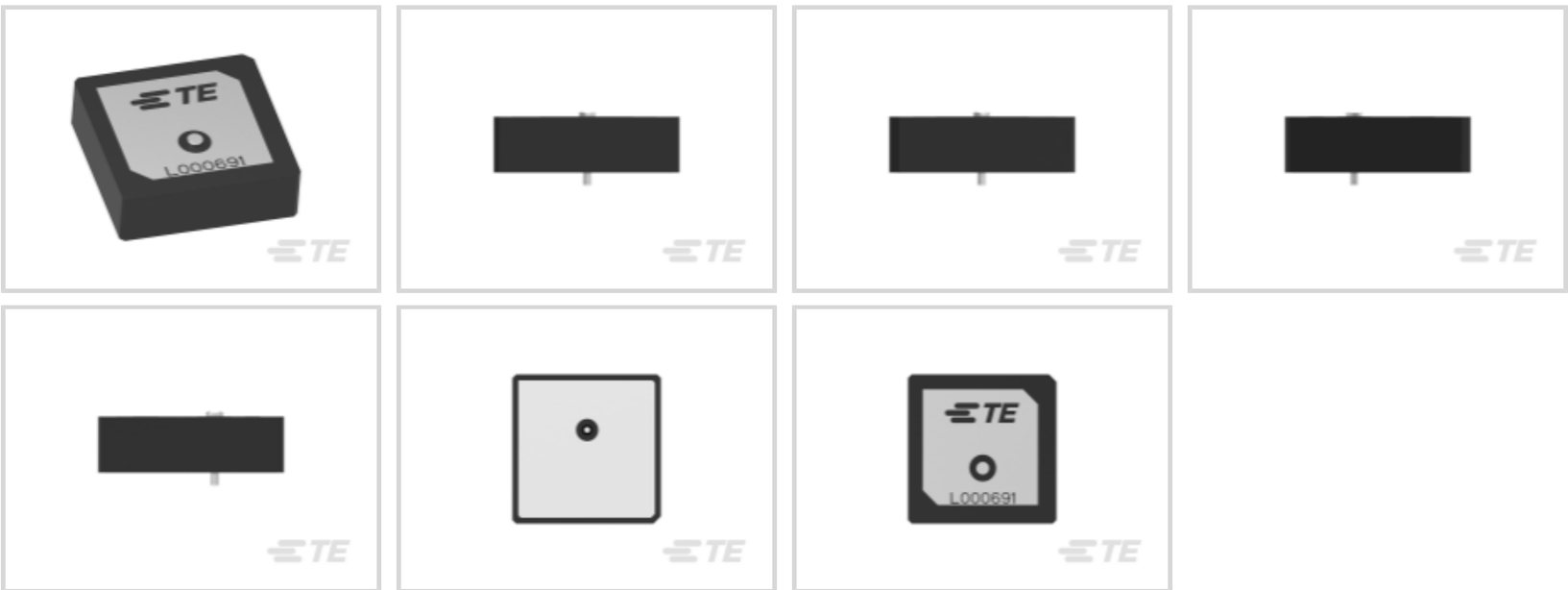

Communication Protocol: **GNSS**

Mounting Location: **Internal/Embedded**

Mounting Type: **Solder**

Frequency Category: **1420 – 1620**

Antenna Type: **Patch**

Features

Product Type Features

Antenna Termination	Solder
Antenna Product Type	Antenna

Configuration Features

Antenna Style	Patch
Mounting Location	Internal/Embedded
Antenna Type	Patch
Band Type	Single Band
Port Configuration	Single Port

Electrical Characteristics

Impedance	50 Ω
Antenna Operation	Passive
VSWR (Max)	<2.5:1

Signal Characteristics

Frequency Band	1561 – 1602 MHz
Gain (Max)	4.6 dB

Frequency Category	1420 – 1620
Peak Gain	3 < 6 dBi

Body Features

	.423 oz

Mechanical Attachment

Polarization	Right
Mounting Type	Solder

Dimensions

Product Width	20 mm[.787 in]
Product Length	20 mm[.787 in]
Product Height	6 mm[.236 in]

Operation/Application

Antenna Environment	Indoor
Wireless Standard	GPS
Directionality	Omnidirectional

Industry Standards

Communication Protocol	GNSS
Primary Application	GNSS

Product Availability

Applicable Region	Global

Packaging Features

Packaging Method	Tray

Other

Precision Level	Standard

Product Compliance

For compliance documentation, visit the product page on TE.com>

EU RoHS Directive 2011/65/EU	Compliant with Exemptions
EU ELV Directive 2000/53/EC	Not Yet Reviewed
China RoHS 2 Directive MIIT Order No 32, 2016	未针对中国 RoHS 符合性进行审核 Not reviewed for China RoHS compliance
EU REACH Regulation (EC) No. 1907/2006	

	Current ECHA Candidate List: JUNE 2025 (250) Candidate List Declared Against: JUNE 2025 (250) SVHC > Threshold: Pb (3.28% in Component Part) **Article Safe Usage Statements:** Do not eat, drink or smoke when using this product. Wash thoroughly after handling. Recycle if possible and dispose of the article by following all applicable governmental regulations relevant to your geographic location.
Halogen Content	Low Halogen - Br, Cl, F < 900 ppm per homogenous material. Also BFR/CFR/PVC Free
Solder Process Capability	Not reviewed for solder process capability

Product Compliance Disclaimer

This information is provided based on reasonable inquiry of our suppliers and represents our current actual knowledge based on the information they provided. This information is subject to change. The part numbers that TE has identified as EU RoHS compliant have a maximum concentration of 0.1% by weight in homogenous materials for lead, hexavalent chromium, mercury, PBB, PBDE, DBP, BBP, DEHP, DIBP, and 0.01% for cadmium, or qualify for an exemption to these limits as defined in the Annexes of Directive 2011/65/EU (RoHS2). Finished electrical and electronic equipment products will be CE marked as required by Directive 2011/65/EU. Components may not be CE marked.Additionally, the part numbers that TE has identified as EU ELV compliant have a maximum concentration of 0.1% by weight in homogenous materials for lead, hexavalent chromium, and mercury, and 0.01% for cadmium, or qualify for an exemption to these limits as defined in the Annexes of Directive 2000/53/EC (ELV). Regarding the REACH Regulations, TE's information on SVHC in articles for this part number is still based on the European Chemical Agency (ECHA) 'Guidance on requirements for substances in articles'(Version: 2, April 2011), applying the 0.1% weight on weight concentration threshold at the finished product level. TE is aware of the European Court of Justice ruling of September 10th, 2015 also known as O5A (Once An Article Always An Article) stating that, in case of 'complex object', the threshold for a SVHC must be applied to both the product as a whole and simultaneously to each of the articles forming part of its composition. TE has evaluated this ruling based on the new ECHA "Guidance on requirements for substances in articles" (June 2017, version 4.0) and will be updating its statements accordingly.

Compatible Parts

TE Part # L001401-01
Tri-band GNSS patch ADH THRU-HOLE MOUNT

TE Part # L001119-01
PATCH ANT 900-928MHz Adh MOUNT SMD

TE Part # L000953-01
Ceramic Patch ant, 1575-1602MHz, 18x18x4



TE Part # ANT-GNSSCP-TH18L1
Antenna GNSS L1 18x18 THM



TE Part # L000953-80
Ceramic Patch ant with EVB, 1575-1602MHz

TE Part # L000694-01
Ceramic Patch ant, 1561-1602MHz, 25x25x6

TE Part # ANT-GNSSCP-TH25L1
Antenna GNSS L1 25x25 THM

TE Part # L000695-01
Ceramic Patch ant, 1561-1602MHz, 18x18x6

TE Part # L000696-01
Ceramic Patch ant, 1561-1602MHz, 25x25x6



TE Part # L000696-80
Ceramic Patch with EVB, 1561-1602MHz



TE Part # L000695-80
Ceramic Patch with EVB, 1561-1602MHz



TE Part # L000694-80
Ceramic Patch with EVB, 1561-1602MHz

Customers Also Bought

TE Part #L000695-01
Ceramic Patch ant, 1561-1602MHz, 18x18x6

Documents

Product Drawings

Ceramic Patch ant, 1561-1602MHz, 20x20x6

English

CAD Files

Customer View Model

ENG_CVM_CVM_L000691-01_A.3d_stp.zip

English

3D PDF

3D

Customer View Model

ENG_CVM_CVM_L000691-01_A.3d_igs.zip

English

Customer View Model

ENG_CVM_CVM_L000691-01_A.2d_dxf.zip

English

By downloading the CAD file I accept and agree to the Terms and Conditions of use.

Datasheets & Catalog Pages

Ceramic Patch ant, 1561-1602MHz, 20x20x6

English

GNSS-L1-PASSIVE-CERAMIC

English

Product Specifications

Product Specification

English