L000528-05 ✔ ACTIVE

TE Internal #: L000528-05

Flexible PCB (FPC) Antenna, Single Band, LoRaWAN, Internal /Embedded Mount, Adhesive Mount, MHF4, Omnidirectional, < 0 dBi Peak Gain

View on TE.com >

Antennas







Communication Protocol: **LoRaWAN**

Mounting Location: **Internal/Embedded**

Mounting Type: **Adhesive Mount**

Frequency Category: **901 – 941**

Antenna Type: **Flexible PCB (FPC)**

Features

Product Type Features

Antenna Termination	MHF4
Antenna Product Type	Antenna

Configuration Features

Antenna Style	Flexible PCB
Mounting Location	Internal/Embedded
Antenna Type	Flexible PCB (FPC)
Band Type	Single Band

Electrical Characteristics

Impedance	50 Ω
Antenna Operation	Passive
VSWR (Max)	<4.5:1

Signal Characteristics

Frequency Band	915 MHz
Frequency Category	901 – 941

Peak Gain	< 0 dBi

Mechanical Attachment

Polarization	Linear
Mounting Type	Adhesive Mount

Dimensions

Product Width	22.4 mm[.881 in]
Product Length	25 mm[.984 in]
Cable Length	.1 m[.33 ft]

Operation/Application

Wireless Standard	915 ISM & ZigBee US
Directionality	Omnidirectional

Industry Standards

Communication Protocol	LoRaWAN
Primary Application	LoRaWAN

Product Availability

Applicable Region	Global

Packaging Features

Packaging Method	Bag & Box

Other

Precision Level	Standard

Product Compliance

For compliance documentation, visit the product page on TE.com>

EU RoHS Directive 2011/65/EU	Compliant
EU ELV Directive 2000/53/EC	Out of Scope
China RoHS 2 Directive MIIT Order No 32, 2016	有害物质含量符合标准要求 No Restricted Substance(s) Above Threshold
EU REACH Regulation (EC) No. 1907/2006	Current ECHA Candidate List: JUNE 2025 (250) Candidate List Declared Against: JUNE 2025 (250) Does not contain REACH SVHC
Halogen Content	Low Bromine/Chlorine - Br and Cl < 900 ppm per homogenous material. Also BFR

	/CFR/PVC Free
Solder Process Capability	Not reviewed for solder process capability

Product Compliance Disclaimer

This information is provided based on reasonable inquiry of our suppliers and represents our current actual knowledge based on the information they provided. This information is subject to change. The part numbers that TE has identified as EU RoHS compliant have a maximum concentration of 0.1% by weight in homogenous materials for lead, hexavalent chromium, mercury, PBB, PBDE, DBP, BBP, DEHP, DIBP, and 0.01% for cadmium, or qualify for an exemption to these limits as defined in the Annexes of Directive 2011/65/EU (RoHS2). Finished electrical and electronic equipment products will be CE marked as required by Directive 2011/65/EU. Components may not be CE marked.Additionally, the part numbers that TE has identified as EU ELV compliant have a maximum concentration of 0.1% by weight in homogenous materials for lead, hexavalent chromium, and mercury, and 0.01% for cadmium, or qualify for an exemption to these limits as defined in the Annexes of Directive 2000/53/EC (ELV). Regarding the REACH Regulations, TE's information on SVHC in articles for this part number is still based on the European Chemical Agency (ECHA) 'Guidance on requirements for substances in articles'(Version: 2, April 2011), applying the 0.1% weight on weight concentration threshold at the finished product level. TE is aware of the European Court of Justice ruling of September 10th, 2015 also known as O5A (Once An Article Always An Article) stating that, in case of 'complex object', the threshold for a SVHC must be applied to both the product as a whole and simultaneously to each of the articles forming part of its composition. TE has evaluated this ruling based on the new ECHA "Guidance on requirements for substances in articles" (June 2017, version 4.0) and will be updating its statements accordingly.

Compatible Parts



TE Part # 2334884-1
UMCC Micro-Coax receptacle, Gen 4

Documents

Product Drawings

FPC ANT, SDP,100mm,MHF 4L,LPWAN 915MHz

English

CAD Files

3D PDF

3D

Customer View Model

ENG_CVM_CVM_L000528-05_1.2d_dxf.zip

English

Customer View Model

ENG_CVM_CVM_L000528-05_1.3d_stp.zip

English

Customer View Model

ENG_CVM_CVM_L000528-05_1.3d_igs.zip

English

By downloading the CAD file I accept and agree to the Terms and Conditions of use.

Datasheets & Catalog Pages

ISM 915 MHz Squarish_DS

English

dnd-Flyer-ISM-868-915-MHz-Antennas-en

English

Product Specifications

Product Specification

English