3 Watts
IZ Series



- Regulated Single & Dual Output
- Wide 2:1 Input Range
- SIP Package
- 1600 VDC Isolation
- Continuous Short Circuit Protection
- Remote On/Off
- 3 Year Warranty

Specification

Input

Input Voltage Range	• See table
Input Reflected Ripple Current	• 35 mA pk-pk through 12 µH inductor and 47 µF capacitor, 5 Hz to 20 MHz
Input Filter	• Capacitor

Output

Output Voltage	• See table
Minimum Load	• None[4]
Line Regulation	• ±0.5% max
Load Regulation	• ±1.0% max for a 25-100% load change
Setpoint Accuracy	• ±1% max
Ripple & Noise	• 75 mV pk-pk max, 20 MHz bandwidth
Short Circuit Protection	• Continuous with auto recovery (foldback)
Cross Regulation	• ±5% on dual output models[5]
Temperature Coefficient	• 0.02%/C
Remote On/Off	• Module "on" if pin 3 is open circuit. Module "off" by driving 3-6mA into pin 3. Maximum applied voltage 9.7VDC relative to -Vin. See below.

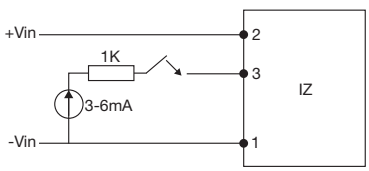

General

Efficiency	• See table
Isolation Voltage	• 1600 VDC
Isolation Resistance	• $10^9\Omega$
Isolation Capacitance	• 680 pF
Switching Frequency	• 100-650 kHz
MTBF GB	• >1.34 MHrs to MIL-HDBK-217F at 25 °C,

Environmental

Operating Temperature	• -40 °C to +100 °C, derate from 100% load at +70 °C to 0% load at +100 °C
Storage Temperature	• -40 °C to +125 °C
Case Temperature	• +100 °C max
Cooling	• Convection cooled

Safety

Safety Approvals	• UL60950-1, CAN/CSA C22.2 No.60950-1, UL62368-1, CE & UKCA meets all applicable directives & legislation

Input Voltage	No Load[1] Input Current	Output Voltage	Output Current	Efficiency	Max Capacitive Load	Model Number[2]
4.5-9.0 V	65 mA	3.3 V	700 mA	74%	2200 µF	IZ0503SA
	70 mA	5.0 V	600 mA	76%	1000 µF	IZ0505SA
	75 mA	12.0 V	250 mA	82%	470 µF	IZ0512SA
	75 mA	15.0 V	200 mA	82%	220 µF	IZ0515SA
	90 mA	±5.0 V	±300 mA	77%	±470 µF	IZ0505S
	90 mA	±12.0 V	±125 mA	81%	±220 µF	IZ0512S
	90 mA	±15.0 V	±100 mA	82%	±100 µF	IZ0515S
9.0-18.0 V	25 mA	3.3 V	700 mA	76%	2200 µF	IZ1203SA
	35 mA	5.0 V	600 mA	81%	1000 µF	IZ1205SA
	35 mA	12.0 V	250 mA	84%	470 µF	IZ1212SA
	35 mA	15.0 V	200 mA	84%	220 µF	IZ1215SA
	45 mA	±5.0 V	±300 mA	80%	±470 µF	IZ1205S
	45 mA	±12.0 V	±125 mA	83%	±220 µF	IZ1212S
	45 mA	±15.0 V	±100 mA	82%	±100 µF	IZ1215S
18.0-36.0 V	15 mA	3.3 V	700 mA	74%	2200 µF	IZ2403SA
	15 mA	5.0 V	600 mA	79%	1000 µF	IZ2405SA
	20 mA	12.0 V	250 mA	82%	470 µF	IZ2412SA
	20 mA	15.0 V	200 mA	84%	220 µF	IZ2415SA
	20 mA	±5.0 V	±300 mA	80%	±470 µF	IZ2405S
	20 mA	±12.0 V	±125 mA	83%	±220 µF	IZ2412S
	20 mA	±15.0 V	±100 mA	83%	±100 µF	IZ2415S
36.0-72.0 V	10 mA	3.3 V	700 mA	75%	2200 µF	IZ4803SA
	10 mA	5.0 V	600 mA	78%	1000 µF	IZ4805SA
	15 mA	12.0 V	250 mA	81%	470 µF	IZ4812SA
	15 mA	15.0 V	200 mA	81%	220 µF	IZ4815SA
	35 mA	±5.0 V	±300 mA	78%	±470 µF	IZ4805S
	20 mA	±12.0 V	±125 mA	80%	±220 µF	IZ4812S
	20 mA	±15.0 V	±100 mA	81%	±100 µF	IZ4815S

Mechanical Details

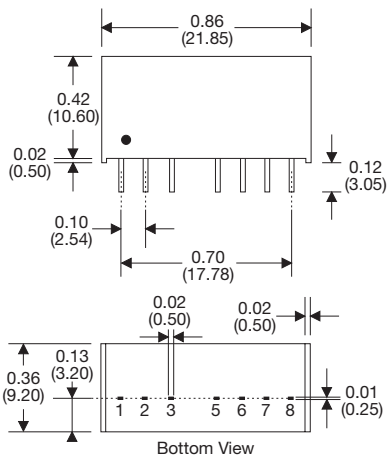

PIN CONNECTIONS		
Pin	Single	Dual
1	-V Input	-V Input
2	+V Input	+V Input
3	Remote On/Off	Remote On/Off
5	N.C.	N.C.
6	+V Output	+V Output
7	-V Output	Common
8	NC	-V Output

Notes

1. Measured at nominal input voltage.
2. Minimum load of 25% required to meet load regulation & ripple & noise specifications.
3. Operation at no load will not damage the part but it may not meet all specifications.
4. When one output is set to 100% load and the other varies between 25-100% load.
5. Pin pitch tolerance: ±0.014 (±0.35)
6. Case tolerance: ±0.02 (±0.5)
7. Weight: SIP 0.009 lbs (3.9 g), DIP 0.013 lbs (5.9 g)
8. All dimensions in inches (mm)