Excel|Mate Mono

High Voltage with Inter-Lock

AMPHENOL PCD SHENZHEN

CONTENT

ExcelMate Mono (HVBI)
PRODUCT INTRODUCTION..... 2
HOW TO ORDER: RECEPTACLE..... 3
ALTERNATE KEYING POSITIONS..... 4
RECEPTACLE 5
HOW TO ORDER: PLUG 6
PLUG..... 7
EX series
PRODUCT INTRODUCTION..... 8
RECEPTACLE (402)..... 9
PLUGS (402)..... 10
ALTERNATE KEYING POSITIONS (402)..... 11
RECEPTACLE (403)..... 12
PLUGS (403)..... 13
ALTERNATE KEYING POSITIONS (403)..... 14
HOW TO ORDER..... 15
HVG
PRODUCT INTRODUCTION..... 16
INSERT ARRANGEMENT..... 17
HOW TO ORDER: RECEPTACLE..... 18
HOW TO ORDER: PLUG..... 22
ALTERNATE KEYING POSITIONS..... 26
RECEPTACLE & PLUG..... 27
HVS
PRODUCT INTRODUCTION..... 30
RECEPTACLE & PLUG..... 31
CONTACT 32
TEMPERATURE RISE CURVE..... 33



KEY FEATURES

- High voltage with interlock
- Easy to install in a limited space
- Push-pull locking system with audible "click"
- EMI shielding
- No tool required for unmating
- Touch-proof IP2X
- Sealing, IP67, IP6K9K (mated)
- RoHS compliant
- Multiple coding positions

MECHANICAL	
Durability	> 200 mating cycles
Wire range	16 to 70mm^2
Connection type	Crimping
ELECTRICAL	
Rated voltage	1000V DC
Rated current	250A Max @ Ambient temperature 70°C
Insulator resistance	> 2000MΩ
Dielectric withstand voltage	3000V AC
ENVIRONMENTAL	
Sealing	IP67, IP6K9K (mated)
Operating temperature	-40°C to 125°C
Inflammability	UL94V0
Salt spray	48h, 96h
MATERIAL	
Shell	Zinc alloy, zinc plating and anodic oxidation
Contacts	Copper alloy, silver plating
Insulator	Flame-retardant thermoplastic composition
Sealing	Rubber

INSERT ARRANGEMENT

From front face of receptacle

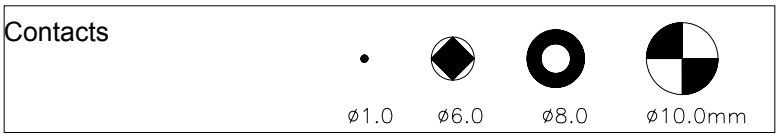

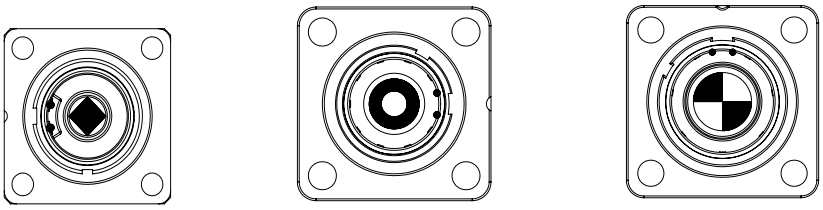

Insert arrangement	HVBI R6	HVBI R8	HVBI R10
Rated voltage	1000V DC	1000V DC	1000V DC
Rated current	120A +2 x 7.5A	180A +2 x 7.5A	250A +2 x 7.5A
Contact number	Power: 1 / Signal: 2	Power: 1 / Signal: 2	Power: 1 / Signal: 2
Withstanding voltage	3000V AC	3000V AC	3000V AC

HOW TO ORDER: RECEPTACLE

HVBI	0	02R6	A	M	H	BBK

Shell type:
0: Receptacle

Insert size:
02R6: 6mm Male contact (Rated current 120A)
03R8: 8mm Male contact (Rated current 180A)
05R10: 10mm Male contact (Rated current 250A)

HVIL:
A: With HVIL
B: Without HVIL

Insert type:
M: Male contact

Termination:
H: Copper bar
T: Screw

Alternate keying positions & **Color of locking nut:**
ARD: 30°, Red
BBK: 60°, Black
CYL: 90°, Yellow
DGR: 120°, Green
EBL: 150°, Blue
FPU: 180°, Purple

ALTERNATE KEYING POSITIONS

RECEPTACLE STRAIGHT PLUG RIGHT ANGLE PLUG

A: 30°

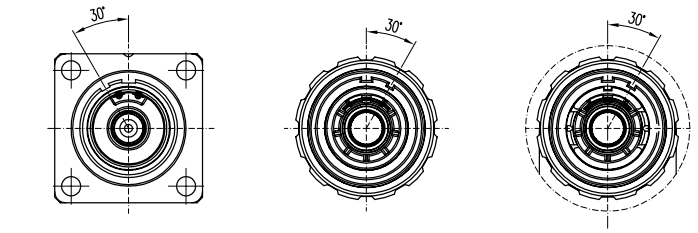

B: 60°

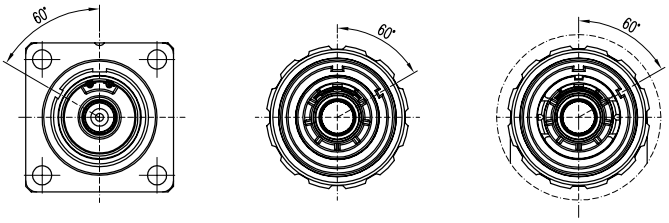

C: 90°

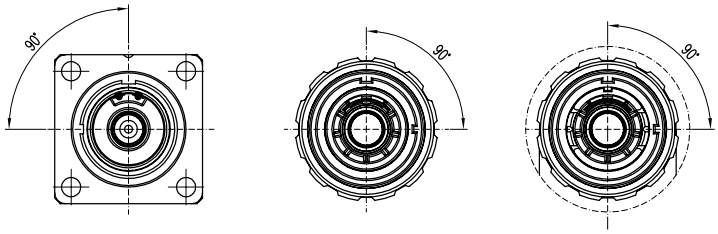

D: 120°

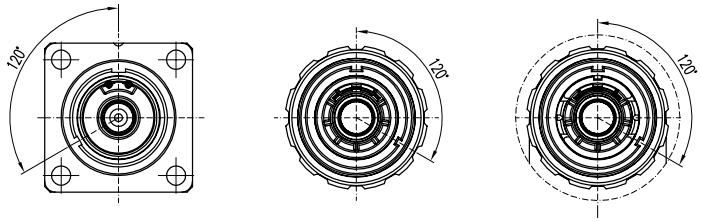

E: 150°

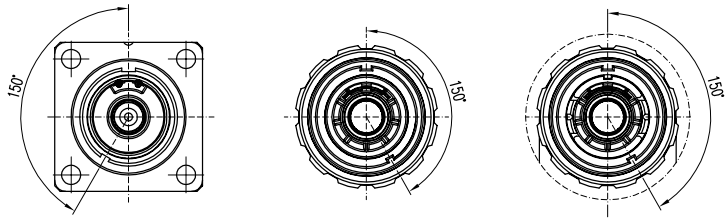

F: 180°

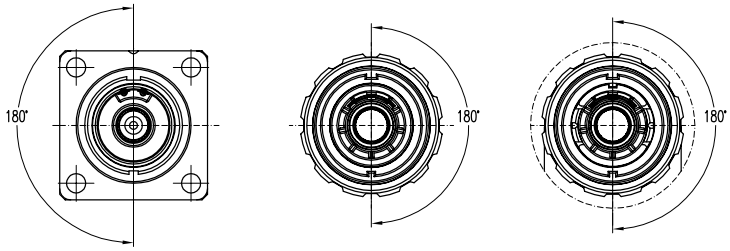

REMARK

To avoid cross-plugging problems in applications requiring the use of more than one connector of the same size and arrangement, alternate keying positions are available.

The shell key is rotated counter-clockwise. The plug would be rotated clockwise the same number of degrees in respect to the shell key.

RECEPTACLE WITH COPPER BAR

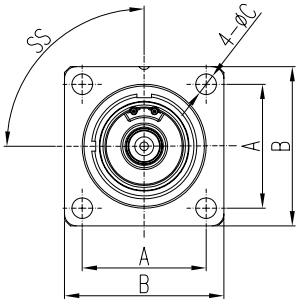

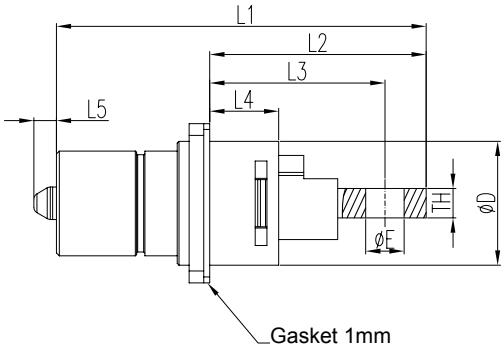

Part number	A	B	C	D	E	L1	L2	L3	L4	L5	TH
HVBI-0-02R6-XMHX-XX	21.0	27.0	3.5	21.0	6.5	62.7	37.7	30.7	12.7	3.8	5.0
HVBI-0-03R8-XMHX-XX	23.0	31.0	4.5	23.0	8.5	76.7	43.7	35.7	15.9	/	5.0
HVBI-0-05R10-XMHX-XX	24.6	33.0	4.5	26.0	10.5	85.9	52.6	40.6	18.4	0.8	6.0

HOW TO ORDER: PLUG

HVBI	9	02R6	A	F	C	ARD	FG	25	LXXXX

Shell type:
- **7:** Straight plug
- **9:** Right angle plug

Insert size:
- **02R6:** 6mm Radsok (Rated current 120A)
- **03R8:** 8mm Radsok (Rated current 180A)
- **05R10:** 10mm Radsok (Rated current 250A)

HVIL:
- **A:** With HVIL
- **B:** Without HVIL

Insert type:
- **F:** Female contact

Contact type:
- **C:** Crimp

Alternate keying positions:
- **ARD:** 30°, Red
- **BBK:** 60°, Black
- **CYL:** 90°, Yellow
- **DGR:** 120°, Green
- **EBL:** 150°, Blue
- **FPU:** 180°, Purple

FG: Shielded
PC: Unshielded

Cable section:
- **16:** 16mm^2 cable
- **25:** 25mm^2 cable
- 3**5:** 35mm^2 cable
- **50:** 50mm^2 cable
- **70:** 70mm^2 cable

Cable length:
- **LXXXX:** Cable length (Unit in mm)

STRAIGHT PLUG

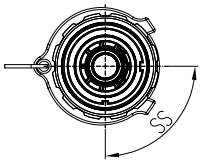

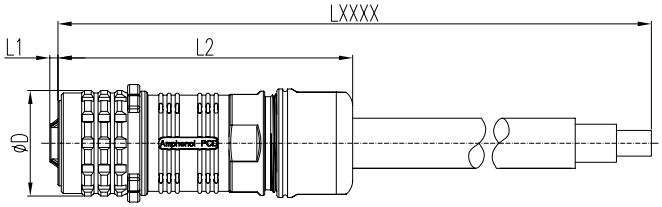

Part number	D	L1	L2	LXXXX	Cable section(mm²)
HVBI-7-02R6-XFC-X-XX-FG / PC-XX....	26.0	2.0	70	Cable length (mm), custom orders are available	16mm² to 25mm²
HVBI-7-03R8-XFC-X-XX-FG / PC-XX....	27.5	2.0	82		35mm² to 50mm²
HVBI-7-05R10-XFC-X-XX-FG / PC-XX....	32.5	1.5	92		50mm² to 70mm²
Notes: FG: Shielded type PC: Unshielded type					

RIGHT ANGLE PLUG



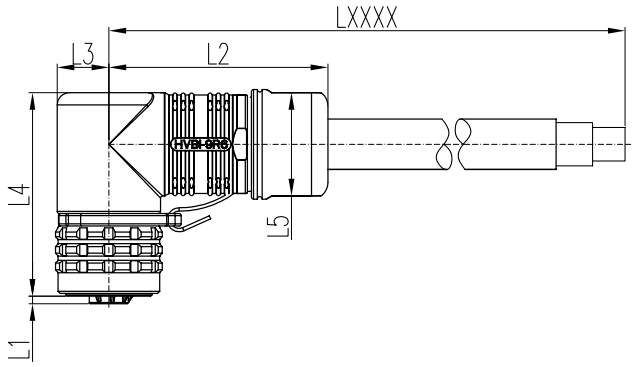

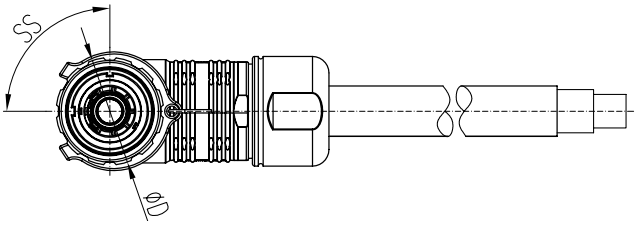

Part number	D	L1	L2	L3	L4	L5	LXXXX	Cable section (mm²)
HVBI-9-02R6-XFC-X-XX-FG / PC-XX....	26.0	1.8	53.0	12.5	49.3	25.0	Cable length (mm), custom orders are available	16mm² to 25mm²
HVBI-9-03R8-XFC-X-XX-FG / PC-XX....	27.5	2.0	62.0	13.9	58.5	27.3		35mm² to 50mm²
HVBI-9-05R10-XFC-X-XX-FG / PC-XX.	32.5	1.5	69.5	16.0	64.0	31.5		50mm² to 70mm²
Notes: FG: Shielded type PC: Unshielded type								

EX series

KEY FEATURES

- Easy to install in a limited space
- Push-pull locking system with audible "click"
- EMI shielding
- No tool required to unmate
- Sealing, IP68, IP6K9K (mated)
- Multiple coding positions
- RoHS compliant

APPLICATIONS	
EV air-conditioner	
DCDC	
PTC	
Power distribution boxes	
MECHANICAL	
Durability	50 mating cycles
Wire range	2.5 to 6mm^2 (RA plug: 2.5 to 4mm^2)
Connection type	Crimping
ELECTRICAL	
Rated voltage	800V DC
Rated current	6.0mm^2 cable shield: 40A Max @ Ambient temperature 70°C 4.0mm^2 cable shield: 32A Max @ Ambient temperature 70°C 2.5mm^2 cable shield: 23A Max @ Ambient temperature 70°C
Insulator resistance	> 2000MΩ
Dielectric withstand voltage	3000V AC
ENVIRONMENTAL	
Sealing	IP68, IP6K9K (mated)
Operating temperature	-40°C to 125°C
Inflammability	UL94V0
Salt spray	96h
MATERIAL	
Shell	Aluminum alloy with zinc, nickel plating and anodic oxidation
Contacts	Copper alloy, silver plating
Insulator	Flame-retardant thermoplastic composition
Sealing	Rubber

RECEPTACLE EX 402

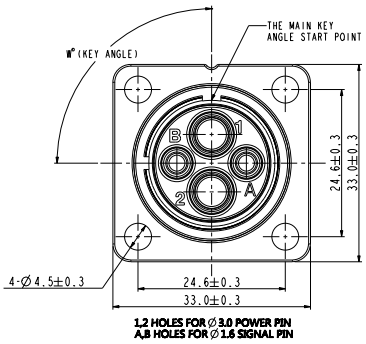

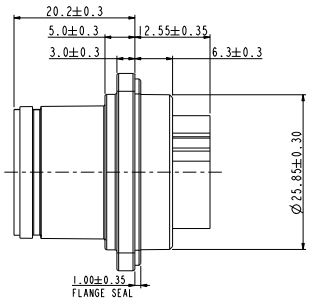

All connectors do not include contacts. Please order them separately (ref: P/N below)	
Socket contact (Ø 3.0): crimping	Socket signal contact (Ø 1.6)
P/N: **EX30F4** (for 2.5 to 4 mm^2) P/N: **EX30F6** (for 6 mm^2)	P/N: **EX16F1**
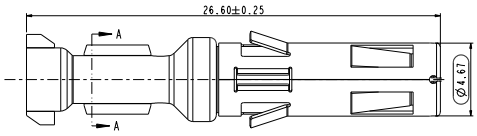	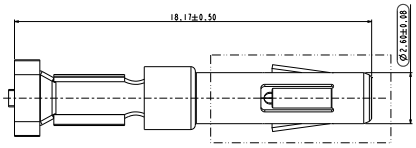

STRAIGHT PLUG EX 402

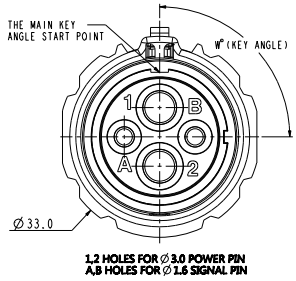

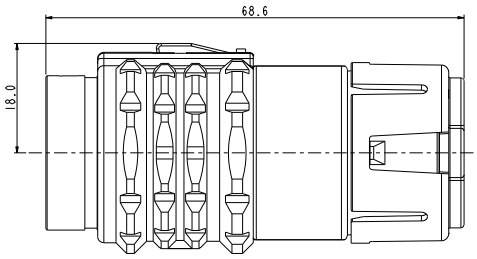

All connectors do not include contacts. Please order them separately (ref: P/N below)	
Pin contact (Ø 3.0): crimping	Pin signal contact (Ø 1.6)
P/N: **EX30M4** (for 2.5 to 4 mm^2) P/N: **EX30M6** (for 6 mm^2)	P/N: **EX16M1**
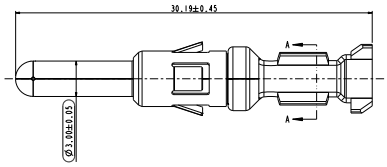	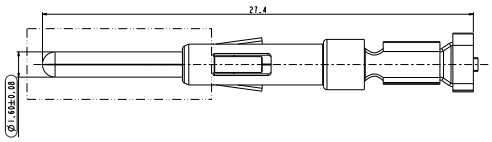

RIGHT-ANGLE PLUG EX 402

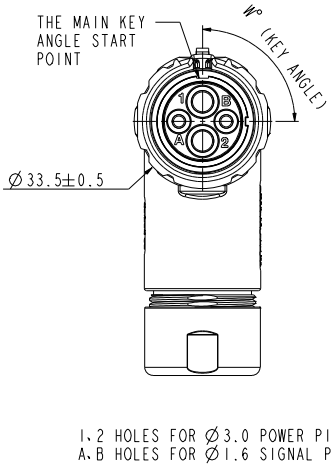

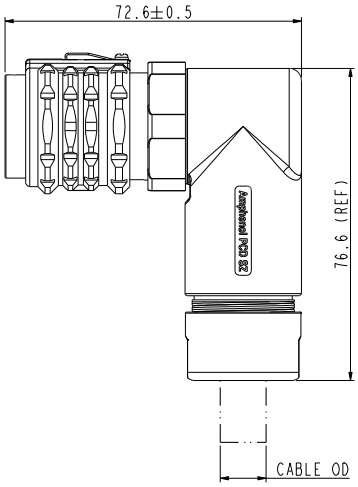

All connectors do not include contacts. Please order them separately (ref: P/N below)	
Pin contact (Ø 3.0): crimping	Pin signal contact (Ø 1.6)
P/N: **EX30M4** (for 2.5 to 4 mm^2)	P/N: **EX16M1**
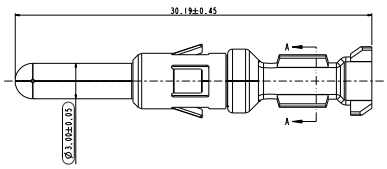	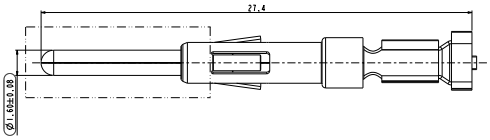

EX 402: ALTERNATE KEYING POSITIONS

RECEPTACLE | STRAIGHT PLUG

A: 45°

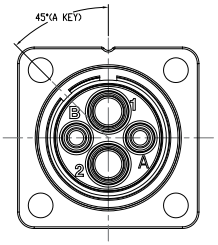

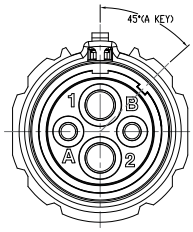

B: 90°

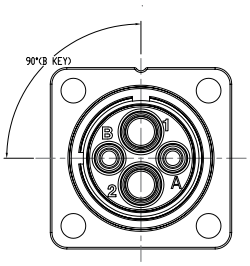

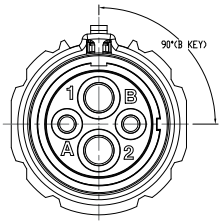

C: 180°

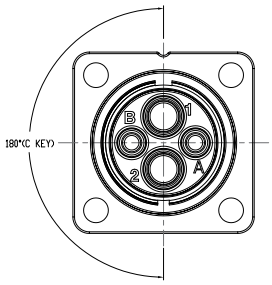

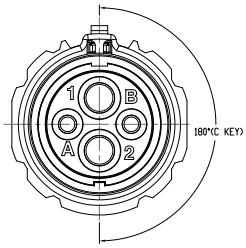

D: 270°

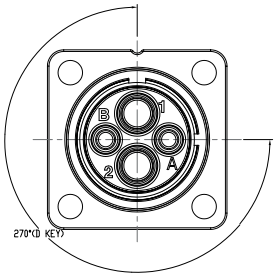

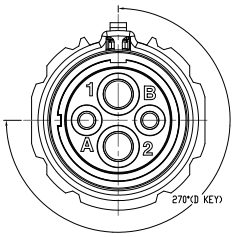

E: 315°

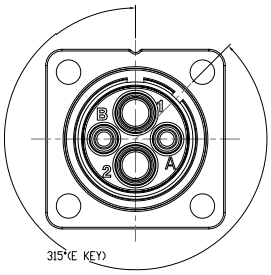

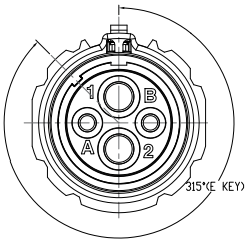

REMARK

To avoid cross-plugging problems in applications requiring the use of more than one connector of the same size and arrangement, alternate keying positions are available.

The shell key is rotated counter-clockwise. The plug would be rotated clockwise the same number of degrees in respect to the shell key.

RECEPTACLE EX 403

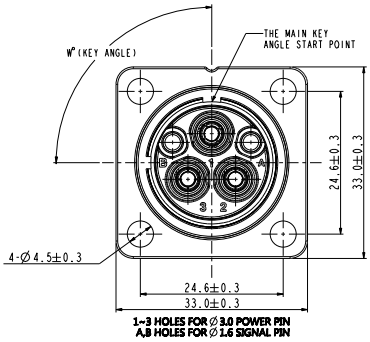

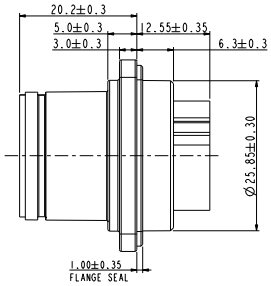

All connectors do not include contacts. Please order them separately (ref: P/N below)	
Socket contact (Ø 3.0): crimping	Socket signal contact (Ø 1.6)
P/N: **EX30F4** (for 2.5 to 4 mm^2) P/N: **EX30F6** (for 6 mm^2)	P/N: **EX16F1**
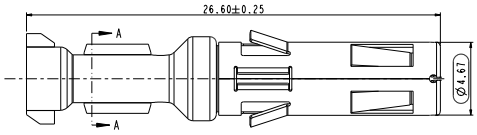	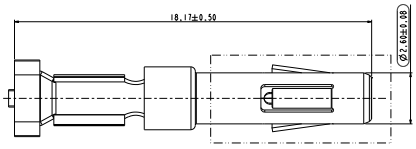

STRAIGHT PLUG EX 403

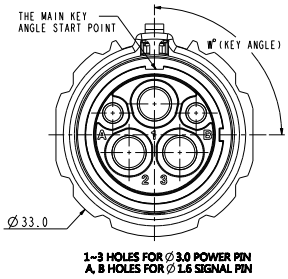

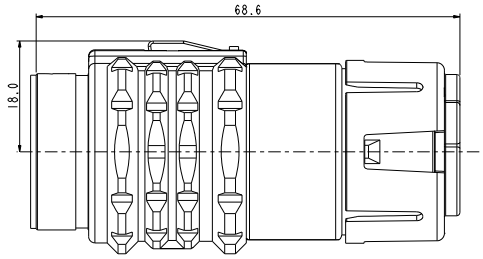

All connectors do not include contacts. Please order them separately (ref: P/N below)	
Pin contact (Ø 3.0): crimping	Pin signal contact (Ø 1.6)
P/N: **EX30M4** (for 2.5 to 4 mm^2) P/N: **EX30M6** (for 6 mm^2)	P/N: **EX16M1**
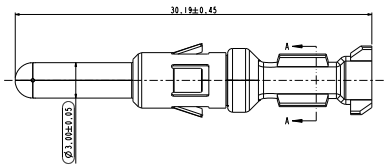	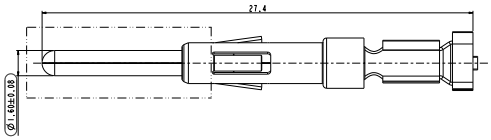

RIGHT-ANGLE PLUG EX 403

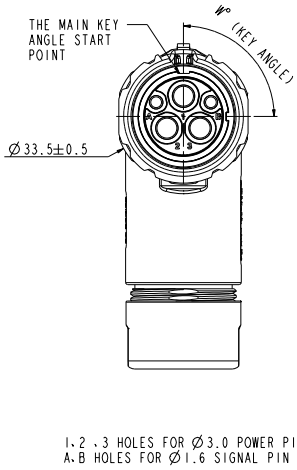

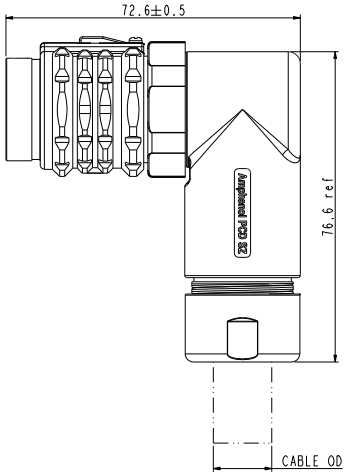

All connectors do not include contacts. Please order them separately (ref: P/N below)	
Pin contact (Ø 3.0): crimping	Pin signal contact (Ø 1.6)
P/N: **EX30M4** (for 2.5 to 4 mm^2)	P/N: **EX16M1**
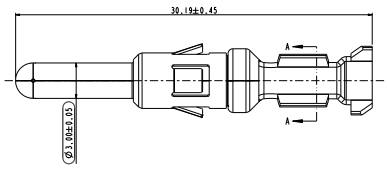	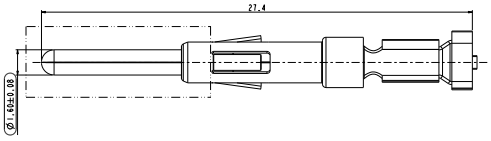

EX 403: ALTERNATE KEYING POSITIONS

RECEPTACLE STRAIGHT PLUG

A: 45°

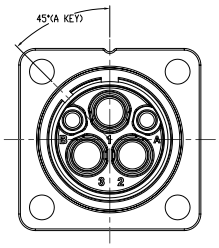

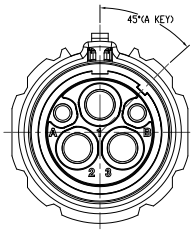

B: 90°

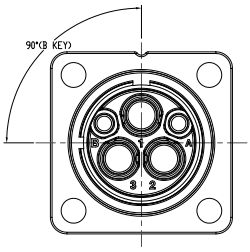

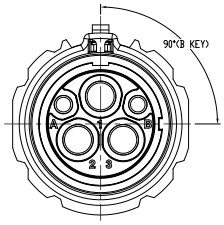

C: 180°

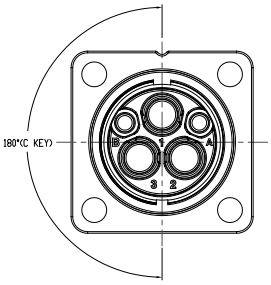

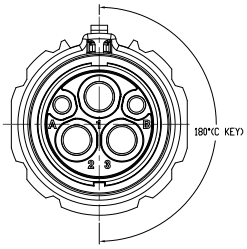

D: 270°

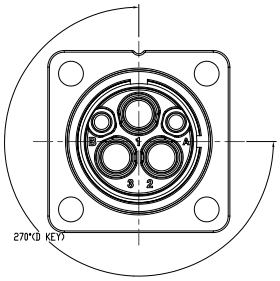

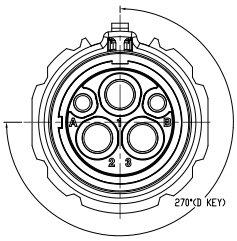

E: 315°

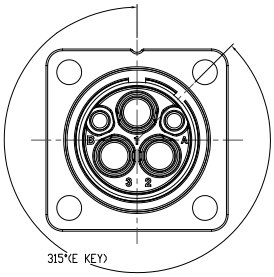

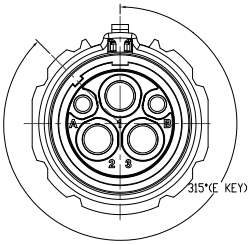

REMARK

To avoid cross-plugging problems in applications requiring the use of more than one connector of the same size and arrangement, alternate keying positions are available.

The shell key is rotated counter-clockwise. The plug would be rotated clockwise the same number of degrees in respect to the shell key.

HOW TO ORDER

PLUG

EX	402	06	A	1	2	I

Product series:
402 (2 pin)
403 ((3 pin)

Product type:
06: Straight plug
08: Right-angle plug

Alternate keying positions & Locking nut color:
A: Coding A, Red
B: Coding B, Black
C: Coding C, Yellow
D: Coding D, Green
E: Coding E, Blue

Interlock
0: Without interlock
1: With internal interlock
2: With external interlock

Cable section:
2: 2.5mm^2 (23A)
4: 4.0mm^2 (32A)
6: 6.0mm^2 (40A)

Cable type:
I: Individually

RECEPTACLE

EX	402	02	A

Product series:
402 (2 pin)
403 ((3 pin)

Product type:
02: Flange receptacle

Alternate keying positions & Locking nut color:
A: Coding A, Red
B: Coding B, Black
C: Coding C, Yellow
D: Coding D, Green
E: Coding E, Blue

KEY FEATURES

- Easy to install in a limited space
- Push-pull locking system with audible "click"
- EMI shielding
- No tool required to unmate
- Sealing, IP67, IP6K9K (mated)
- Multiple coding positions
- RoHS compliant

APPLICATIONS	
EV air-conditioner	
DCDC	
PTC	
Power distribution boxes	
MECHANICAL	
Durability	> 200 mating cycles
Connection type	Crimping
ELECTRICAL	
Rated voltage	800V DC
Rated current	2.5mm^2: 23A @Ambient temp. 70°C 4mm^2: 32A @Ambient temp. 70°C 6mm^2: 40A @Ambient temp. 70°C 10mm^2: 50A @Ambient temp. 70°C
Insulator resistance	> 2000MΩ
Dielectric withstand voltage	3000V AC
Shielding	Yes
ENVIRONMENTAL	
Sealing	IP67, IP6K9K (mated)
Temperature range	-40°C to 125°C, short term to 150°C
Inflammability	UL94V0
Salt spray	96h
MATERIAL	
Shell	Aluminum alloy with zinc, nickel plating and anodic oxidation
Contacts	Copper alloy, silver plating
Insulator	Flame-retardant thermoplastic composition
Sealing	Rubber

INSERT ARRANGEMENT

From front face of receptacle

Contacts

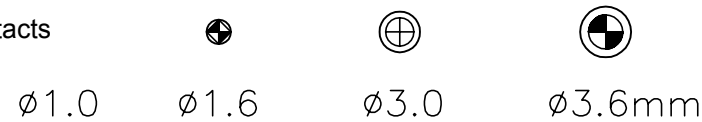

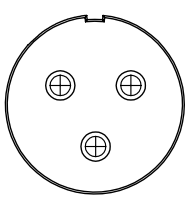

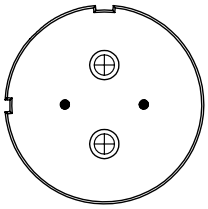

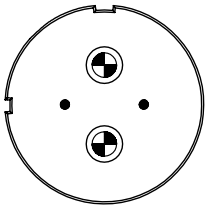

Insert arrangement	HVS203	HVG402	HVG492
Rated voltage	800V DC	800V DC	800V DC
Rated current	3 x 32A	2 x 32A + 2 x 7.5A	2 x 50A + 2 x 7.5A
Contact number	Power: 3	Power: 2 / Signal: 2	Power: 2 / Signal: 2
Withstanding voltage	2500V	3000V	3000V

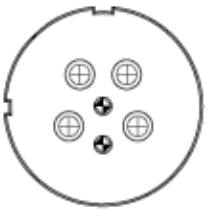

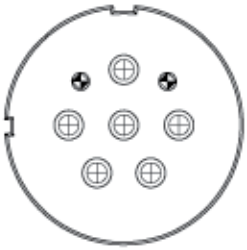

Insert arrangement	HVG403	HVG404	HVG406
Rated voltage	800V DC	800V DC	800V DC
Rated current	3 x 32A + 2 x 7.5A	4 x 32A + 2 x 7.5A	6 x 32A + 2 x 7.5A
Contact number	Power: 3 / Signal: 2	Power: 4 / Signal: 2	Power: 6 / Signal: 2
Withstanding voltage	3000V	3000V	3000V

HOW TO ORDER: 402,403,492

RECEPTACLE

HVG	1S	402	M	C	XRD

HVG series

Product type:
1S: Flange receptacle

Insert arrangement:
(HVG Series not include contact, order seperately, P/N please refer to page 30)
402: 2 X (23A to 32A) + 2 X 7.5A
403: 3 X (23A to 32A) + 2 X 7.5A
492: 2 X (40A to 50A) + 2 X 7.5A

Contact type:
M: Male contact
F: Female contact

C: Crimp version

Alternate keying positions & Shell color:
BK: Without, Black
XRD: 270°, Red
YY: 315°, Yellow
ZBL: 90°, Blue
WGR: 45°, Green

HOW TO ORDER: 203

RECEPTACLE

HVS	1S	203	M	C	X

HVS series

Product type:
1S: Flange receptacle

Insert arrangement:
203: 3 X 32A

Contact type:
M: Male contact
F: Female contact

C: Crimp version

Alternate keying positions & Locking nut color:
Omit: Without, Black
X: 270°, Red
Y: 315°, Yellow
Z: 90°, Blue
W: 45°, Green

HOW TO ORDER: 404

RECEPTACLE

HVG	1S	404	M	C	XRD	4	D	4	L0000

HVG series

Product type:
1S: Flange receptacle

Insert arrangement:
(HVG Series not include contact, order seperately, P/N please refer to page P30)
404: 4 X (23A to 32A) + 2 X 7.5A

Contact type:
M: Male contact

C: Crimp version

Alternate keying positions & Shell color:
BK: Without, Black
XRD: 270°, Red
YY: 315°, Yellow
ZBL: 90°, Blue
WGR: 45°, Green

Cable cores:
4

Cable gland type:
D: Unshielded wire

Cable section:
2: 2.5mm^2 (rated voltage of 23A)
4: 4mm^2 (rated voltage of 32A)

Cable length:
L0000: Cable length (Unit in mm)

HOW TO ORDER：406

RECEPTACLE

HVG	1S	406	M	C	XRD

HVG series

Product type:
1S: Flange receptacle

Insert arrangement
(HVG series not include contact, order seperately, P/N please refer to page P30)
406: 6 X (23A to 32A) + 2 X 7.5A

Contact type:
M: Male contact

C: Crimp version

Alternate keying positions & Locking nut color:
BK: Without, Black
XRD: 270°, Red
YY: 315°, Yellow
ZBL: 90°, Blue
WGR: 45°, Green

HOW TO ORDER: 402, 403, 492 - Shielded cable

PLUG - shielded cable

HVG	1P	402	M	C	XRD

HVG series

Product type:
1P: 1-PIN Plug

Insert arrangement:
(HVG Series not include contact, order seperately, P/N please refer to page 30)
402: 2 X (23A to 32A) + 2 X 7.5A
403: 3 X (23A to 32A) + 2 X 7.5A
492: 2 X (40A to 50A) + 2 X 7.5A

Contact type:
M: Male contact
F: Female contact

C: Crimp version

Alternate keying positions & Shell color:
Omit: Without, Black
XR: 270°, Red
YY: 315°, Yellow
ZB: 90°, Blue
WG: 45°, Green

HOW TO ORDER: 402, 403, 492 - unshielded cable

PLUG - unshielded cable

HVG	1P	402	M	C	XRD	2	D	4	L0000

HVG series

Product type:
1P: 1-PIN Plug

Insert arrangement
(HVG series not include contact, order seperately, P/N please refer to page 30)
402: 2 X (23A to 32A) + 2 X 7.5A
403: 3 X (23A to 32A) + 2 X 7.5A
492: 2 X (40A to 50A) + 2 X 7.5A

Contact type:
M: Male contact
F: Female contact

C: Crimp version

Alternate keying positions & Locking nut color:
Omit: Without, Black
XR: 270°, Red
YY: 315°, Yellow
ZB: 90°, Blue
WG: 45°, Green

Cable cores:
2, 3

Cable gland type:
D: Unshielded wire

Cable section:
2: 2.5mm^2 (rated voltage of 23A)
4: 4mm^2 (rated voltage of 32A)
6: 6mm^2 (rated voltage of 40A)
A: 10mm^2 (rated voltage of 50A)

Cable length:
L0000: Cable length (Unit in mm)

HOW TO ORDER : 203

PLUG

HVS	1P	203	M	C	X

HVS series

Product type:
1P: 1-PIN Plug

Insert arrangement:
203: 3 X 32A

Contact type:
M: Male contact
F: Female contact

C: Crimp version

Alternate keying positions & Shell color:
Omit: Without, Black
X: 270°, Red
Y: 315°, Yellow
Z: 90°, Blue
W: 45°, Green

HOW TO ORDER: 404, 406

PLUG

HVG	1P	404	F	C	XRD	4	D	4	L0000

HVG series

Product type:
1P: 1-PIN Plug

Insert arrangement
(HVG series not include contact, order seperately, P/N please refer to page 32)
404: 4 X (23A to 32A) + 2 X 7.5A
406: 6 X (23A to 32A) + 2 X 7.5A

Contact type:
F: Female contact

C: Crimp version

Alternate keying positions & Locking nut color:
NBK: Without, Black
XRD: 270°, Red
YGR: 315°, Green
ZBL: 90°, Blue
WYL: 45°, Yellow

Cable cores:
4, 6

Cable gland type:
A: Shielded cable
D: Unshielded wire

Cable section:
2: 2.5mm^2 (rated voltage of 23A)
4: 4mm^2 (rated voltage of 2A)

Cable length:
L0000: Cable length (Unit in mm)

ALTERNATE KEYING POSITIONS

RECEPTACLE | STRAIGHT PLUG

X: 270°

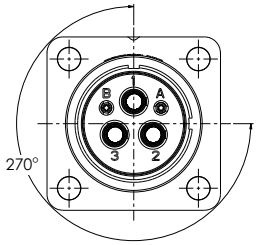

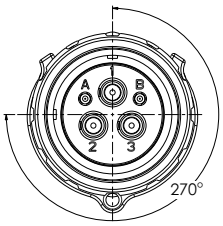

Y: 315°

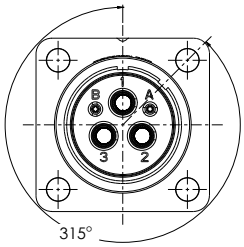

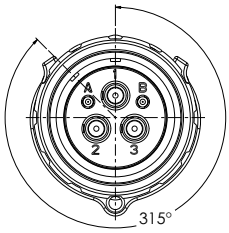

Z: 90°

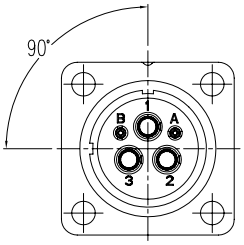

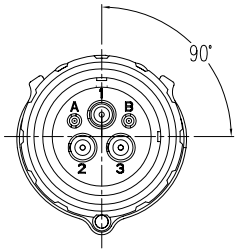

W: 45°

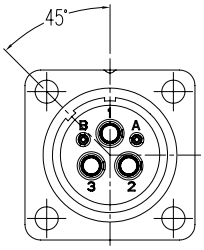

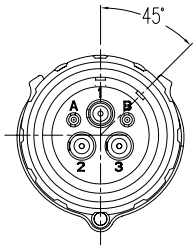

N: NORMAL

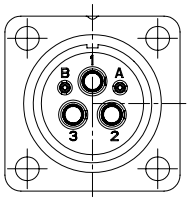

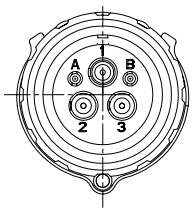

REMARK

To avoid cross-plugging problems in applications requiring the use of more than one connector of the same size and arrangement, alternate keying positions are available.

The shell key is rotated counter-clockwise. The plug would be rotated clockwise the same number of degrees in respect to the shell key.

RECEPTACLE AND PLUG: 402

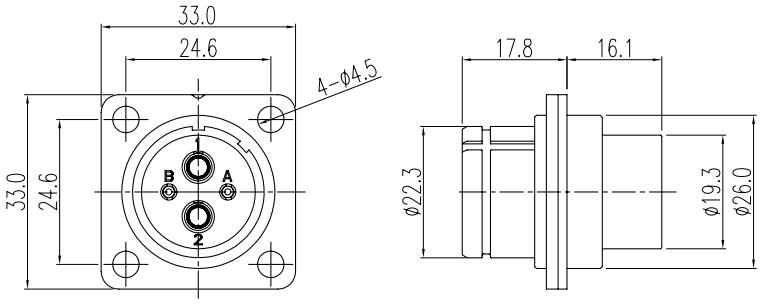

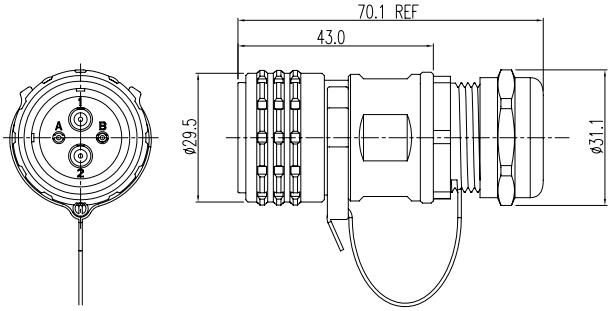

RECEPTACLE AND PLUG: 403

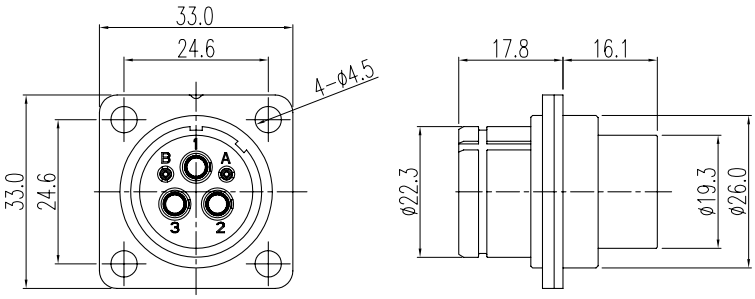

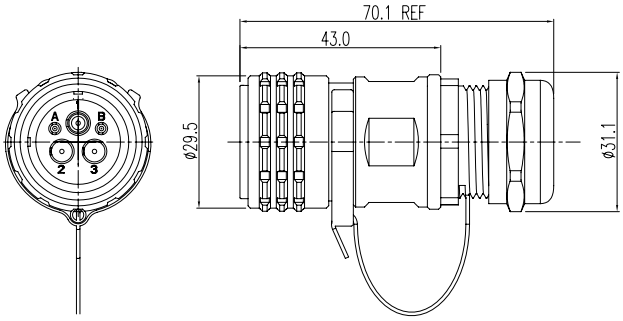

RECEPTACLE AND PLUG: 404

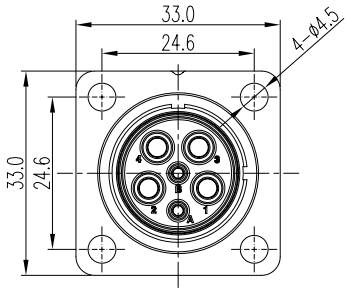

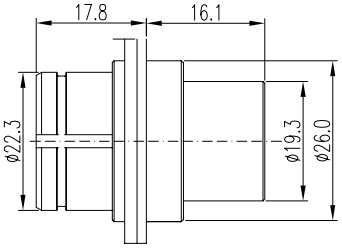

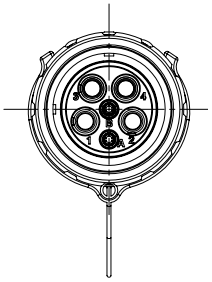

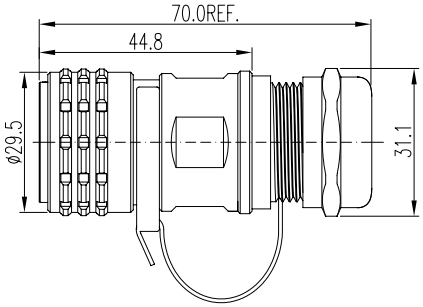

RECEPTACLE AND PLUG: 406

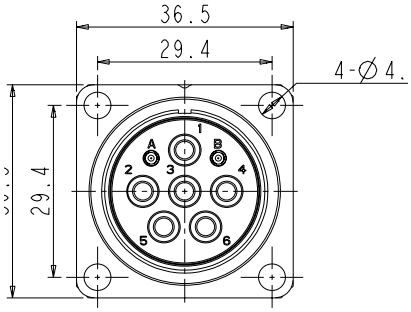

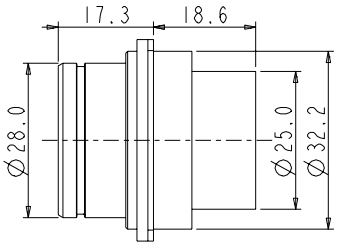

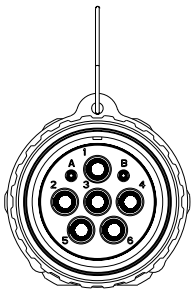

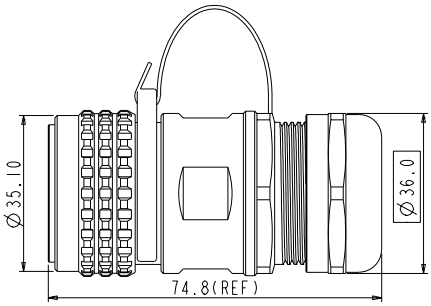

RECEPTACLE AND PLUG: 492

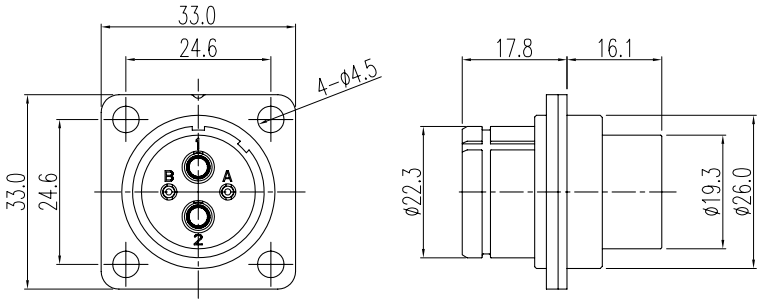



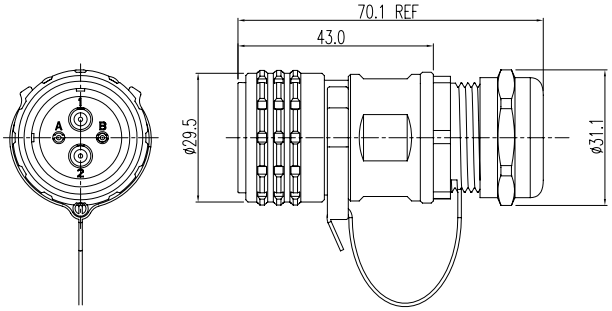

KEY FEATURES

- Easy to install in a limited space
- Push-pull locking system with audible "click"
- EMI shielding
- No tool required for unmating
- Sealing, IP67, IP6K9K (mated)
- Multiple coding positions
- RoHS compliant

APPLICATIONS	
EV air-conditioner	
DCDC	
PTC	
Power distribution boxes	
MECHANICAL	
Durability	> 200 mating cycles
Connection type	Crimping
ELECTRICAL	
Rated voltage	230V AC / 400V DC
Rated current	32A Max @ Ambient temperature 70°C
Insulator resistance	> 2000MΩ
Dielectric withstand voltage	2500V AC
Shielding	Yes
ENVIRONMENTAL	
Sealing	IP67, IP6K9K (mated)
Temperature range	-40°C to 125°C, short term to 150°C
Inflammability	UL94V0
Salt spray	48h, 96h
MATERIAL	
Shell	Aluminum alloy with zinc, nickel plating and anodic oxidation
Contacts	Copper alloy, silver plating
Insulator	Flame-retardant thermoplastic composition
Sealing	Rubber

RECEPTACLE

P/N: **HVS1S-203FC** (socket) / **HVS1S-203MC** (pin)

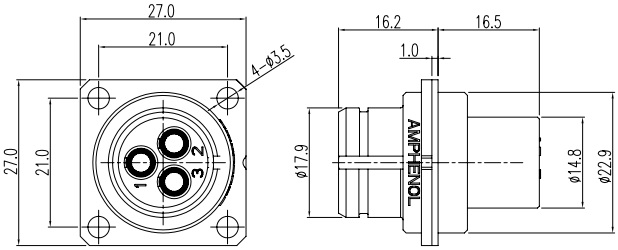

PLUG

P/N: **HVS1P-203MC** (pin) / **HVS1P-203FC** (socket)

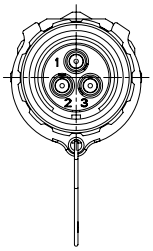

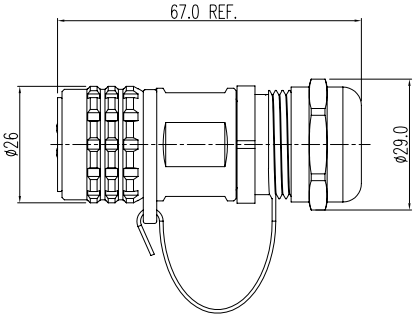

CONTACTS

Notice: HVG series connectors are not include contact, please order seperately.

HVG20M1

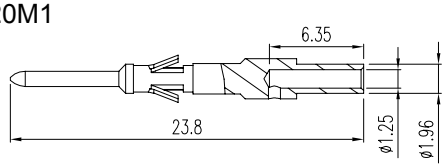

HVG20F1

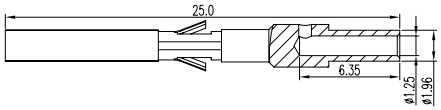

ASRC16P001AU

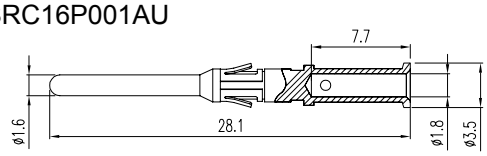

ASRC16SC001AU

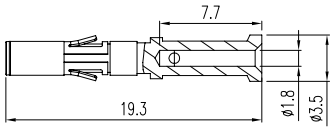

HVG30M2

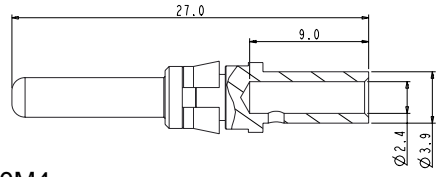

HVG30F2

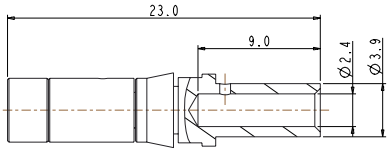

HVG30M4

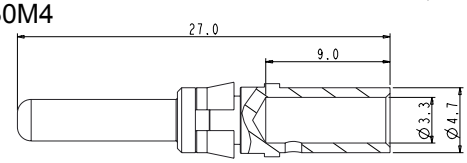

HVG30F4

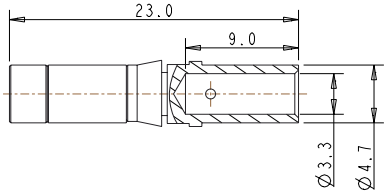

HVG30M6

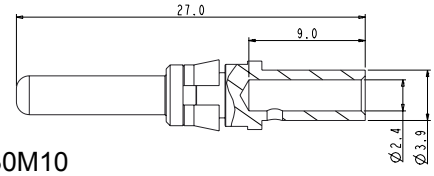

HVG30F6

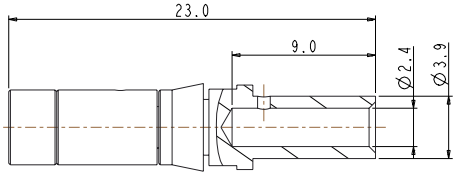

HVG30M10

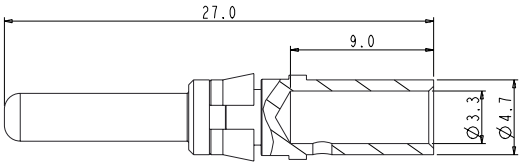

HVG30F10

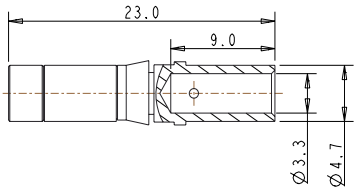

PART NUMBER

Contact type for connector	Contact size	Part number		Rated Current	For cable section	Extraction tool
		Pin	Socket			
Signal: HVG402/403/492	1.0mm	HVG20M1	HVG20F1	7.5A max	0.5 to 1.0 mm^2	HV-TOOL-20R
Signal: HVG404/406	1.6mm	ASRC16PC001AU	ASRC16SC001AU	13A max	0.75 to 1.5 mm^2	ASGTC-R-16S
Power: HVS, HVG402/403/404/406	3.0mm	HVG30M2	HVG30F2 / HVG30FS2	23A max	2.5 mm^2	HV-TOOL-30R
Power: HVS HVG402/403/404/406	3.0mm	HVG30M4	HVG30F4 / HVG30FS4	40A max	4.0 mm^2	HV-TOOL-30R
Power: HVG492	3.6mm	HVG30M6	HVG30F6	50A max	6.0 mm^2	HV-TOOL-36R
		HVG30M10	HVG30F10		10.0 mm^2	

TEMPERATURE RISE CURVE

HVBI R6

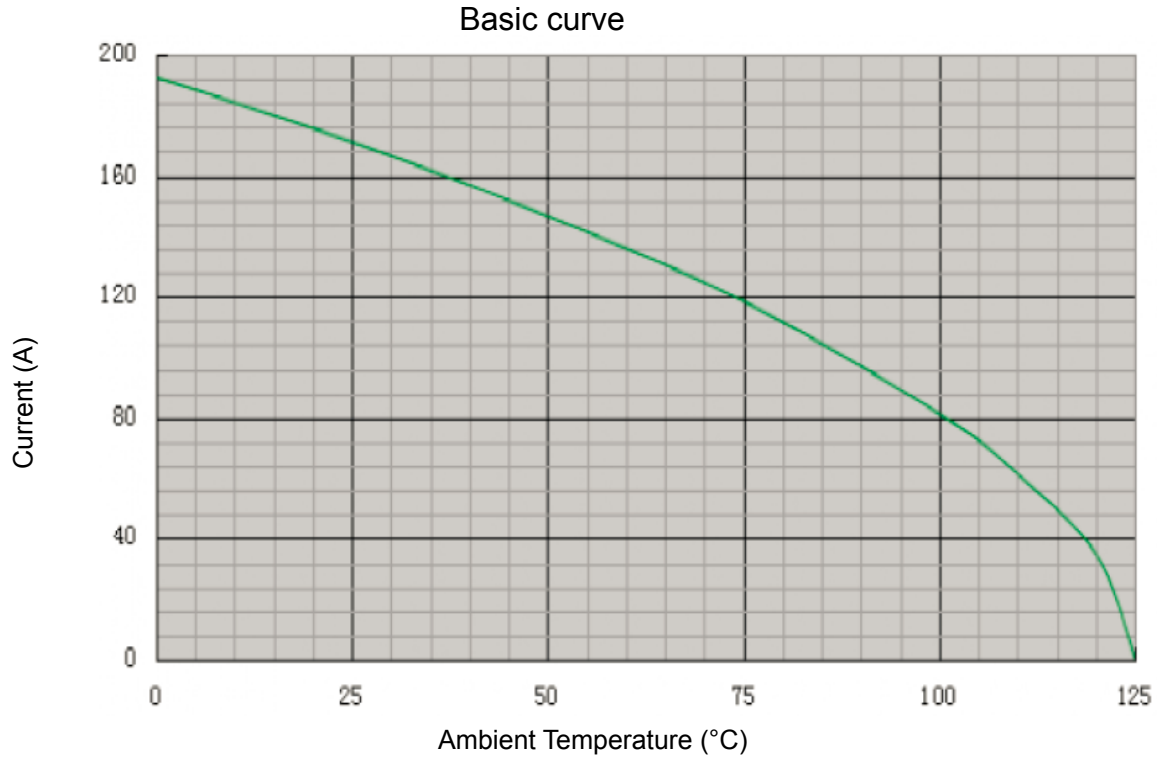

HVBI R8

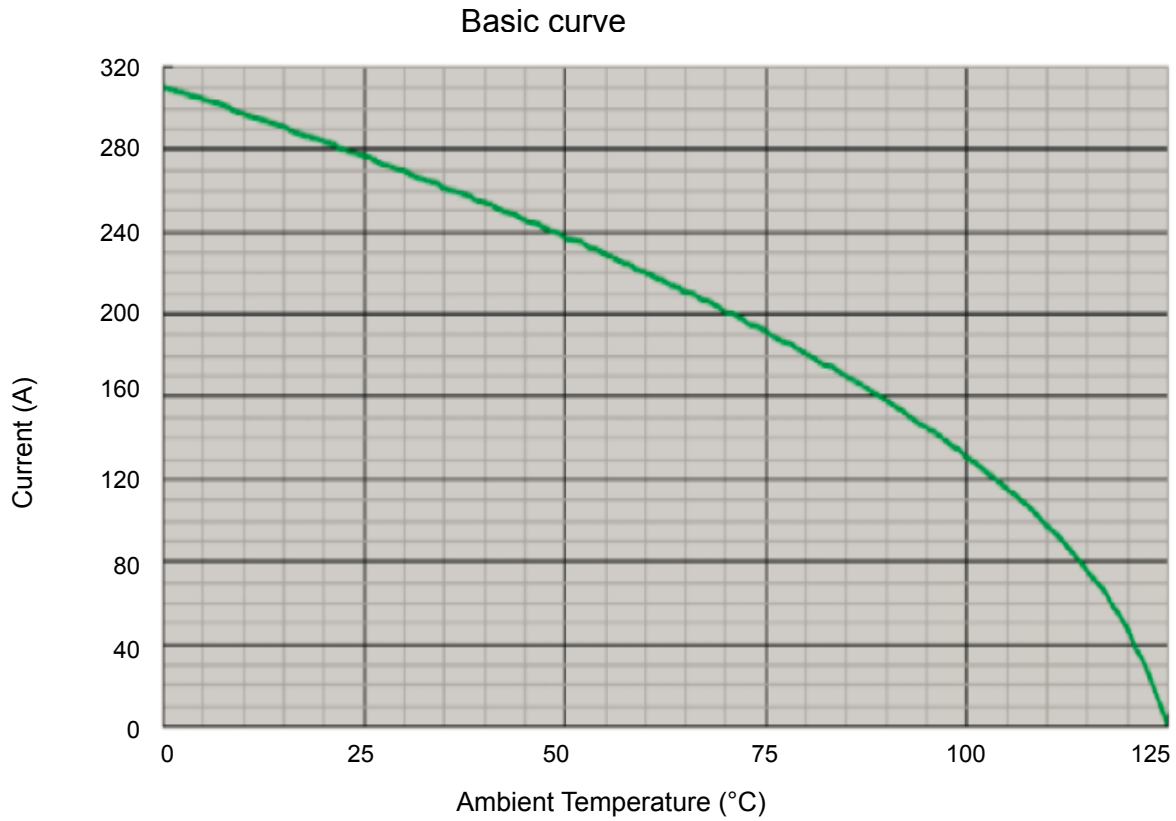

TEMPERATURE RISE CURVE

HVBI R10

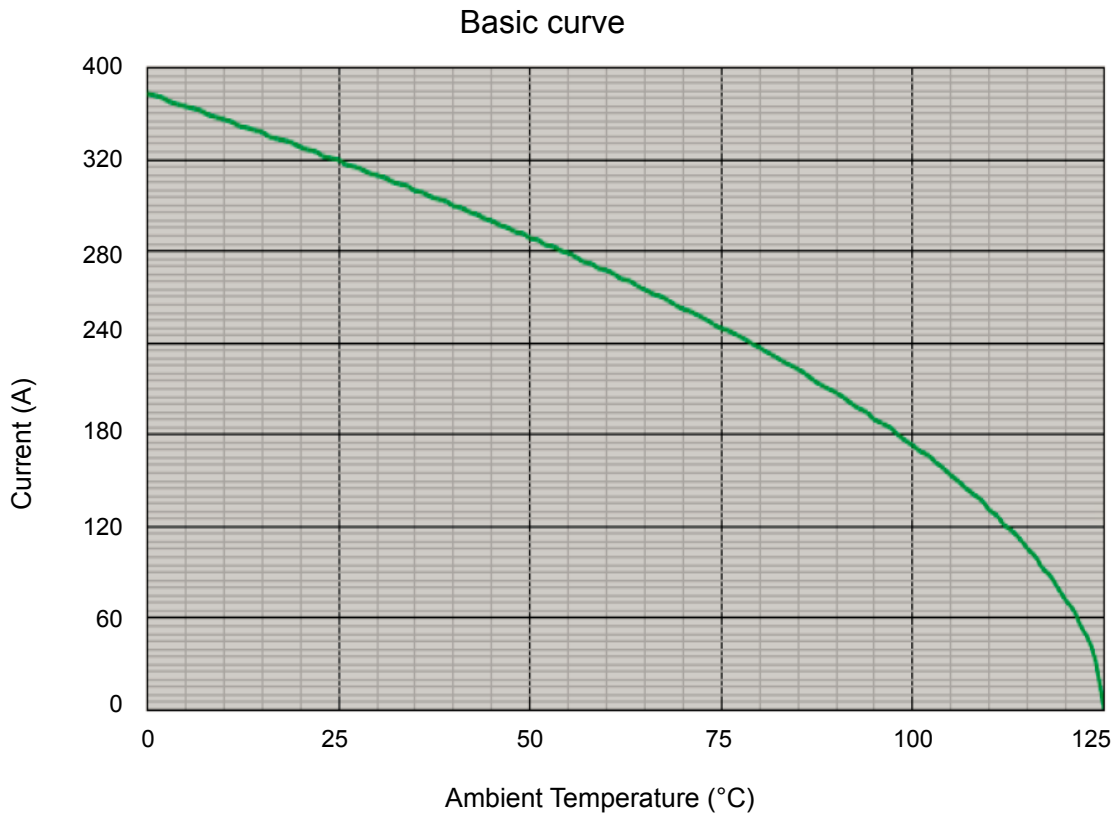

Amphenol PCD Shenzhen

Building 21
1st Liao Keng Industrial Zone
Shi Yan Street, Bao An District Shenzhen 518108
China

Tel.: +86 755-8173-8000
Fax: +86 755-8173-8180
Email: inquiry@amphenolpcd.com.cn

www.amphenolpcd.com.cn

Notes:

Amphenol PCD Shenzhen has made every effort to ensure that the information contained in this catalog is accurate at the time of publication. Specifications or information stated in this publication are subject to change without notice.

Amphenol PCD Shenzhen reserves the right to clarify this catalog.

Mouser Electronics

Authorized Distributor

Click to View Pricing, Inventory, Delivery & Lifecycle Information:

Amphenol:

HVBI002R6AMHARD HVBI005R10AMHARD HVBI705R10AFCARDFG70L0000 HVBI902R6AFCARDFG25L0000 HVBI703R8AFCARDFG50L0000 HVBI903R8AFCARDFG50L0000 HVBI003R8AMHARD HVBI905R10AFCARDFG70L0000 HVBI702R6AFCARDFG25L0000 HVBI705R10AFCCYLFG50L0000 HVBI705R10BFCEBLFG70L0000 HVBI702R6BFCCYLFG20L0000 HVBI902R6BFCARDFG25L0000 HVBI702R6AFCCYLFG20L0000 HVBI903R8AFCDGRFG50L0000 HVBI902R6BFCDGRFG25L0000 HVBI902R6AFCBBKFG20L0000 HVBI905R10BFCARDFG70L0000 HVBI005R10BMHFPU HVBI703R8BFCDGRFG35L0000 HVBI005R10AMHEBL HVBI702R6BFCDGRFG16L0000 HVBI905R10AFCBBKFG70L0000 HVBI903R8AFCFPUFG35L0000 HVBI703R8BFCBBKFG50L0000 HVBI705R10BFCEBLFG50L0000 HVBI705R10BFCFPUFG70L0000 HVBI002R6BMHEBL HVBI905R10BFCDGRFG70L0000 HVBI705R10AFCFPUFG70L0000 HVBI902R6BFCDGRFG20L0000 HVBI705R10AFCCYLFG70L0000 HVBI702R6BFCDGRFG20L0000 HVBI703R8AFCEBLFG50L0000 HVBI902R6AFCARDFG16L0000 HVBI903R8BFCDGRFG50L0000 HVBI005R10AMHDGR HVBI902R6BFCEBLFG25L0000 HVBI702R6AFCFPUFG20L0000 HVBI905R10BFCFPUFG50L0000 HVBI702R6BFCEBLFG25L0000 HVBI902R6AFCDGRFG25L0000 HVBI003R8AMHEBL HVBI705R10BFCBBKFG70L0000 HVBI003R8BMHEBL HVBI005R10BMHCYL HVBI002R6AMHBBK HVBI703R8AFCARDFG35L0000 HVBI702R6BFCARDFG16L0000 HVBI903R8AFCBBKFG35L0000 HVBI703R8BFCBBKFG35L0000 HVBI702R6AFCEBLFG25L0000 HVBI903R8AFCARDFG35L0000 HVBI902R6AFCBBKFG16L0000 HVBI903R8BFCEBLFG50L0000 HVBI703R8BFCFPUFG35L0000 HVBI905R10BFCBBKFG70L0000 HVBI903R8BFCEBLFG35L0000 HVBI905R10BFCFPUFG70L0000 HVBI902R6AFCDGRFG16L0000 HVBI903R8AFCBBKFG50L0000 HVBI905R10AFCBBKFG50L0000 HVBI702R6AFCEBLFG16L0000 HVBI902R6AFCCYLFG20L0000 HVBI705R10BFCFPUFG50L0000 HVBI002R6BMHDGR HVBI903R8BFCDGRFG35L0000 HVBI703R8AFCBBKFG35L0000 HVBI003R8BMHCYL HVBI903R8BFCFPUFG35L0000 HVBI902R6AFCCYLFG25L0000 HVBI902R6AFCBBKFG25L0000 HVBI902R6BFCCYLFG16L0000 HVBI702R6BFCCYLFG25L0000 HVBI905R10AFCFPUFG50L0000 HVBI703R8AFCFPUFG50L0000 HVBI703R8AFCFPUFG35L0000 HVBI905R10BFCEBLFG50L0000 HVBI003R8AMHFPU HVBI705R10AFCBBKFG70L0000 HVBI905R10BFCCYLFG50L0000 HVBI902R6BFCDGRFG16L0000 HVBI003R8AMHBBK HVBI902R6AFCCYLFG16L0000 HVBI903R8AFCEBLFG35L0000 HVBI002R6AMHFPU HVBI905R10AFCCYLFG70L0000 HVBI903R8AFCCYLFG35L0000 HVBI005R10BMHEBL HVBI702R6AFCARDFG20L0000