LOADING PATTERN MATING SIDE

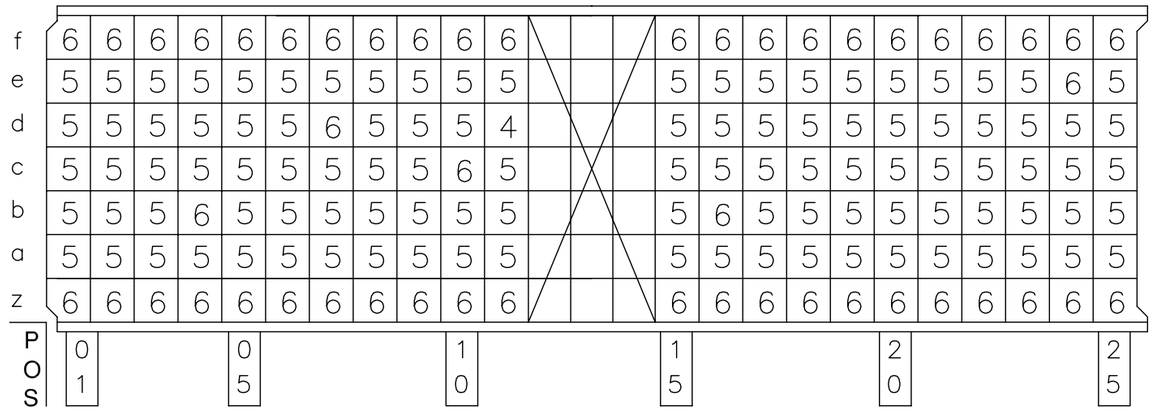

LOADED CONNECTOR ASSEMBLY
(FOR EXAMPLE)

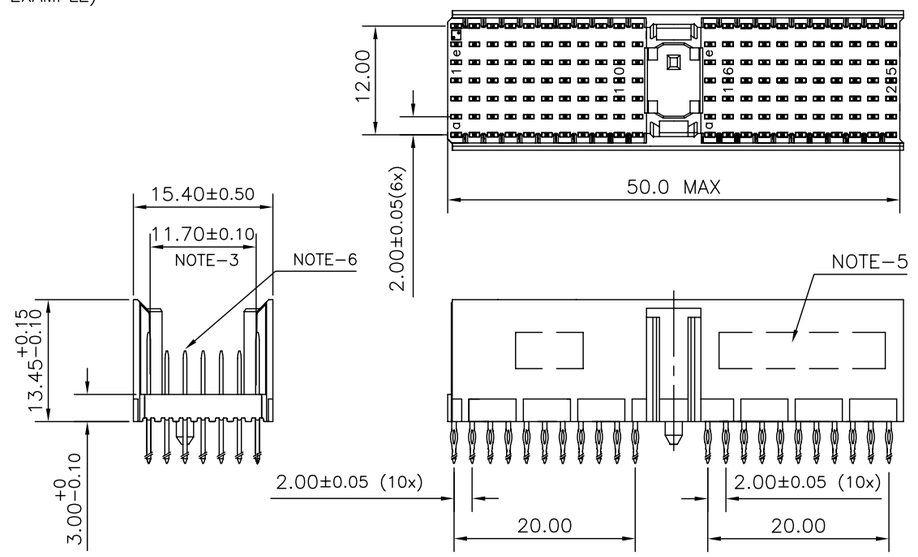

CONTACT OVERVIEW

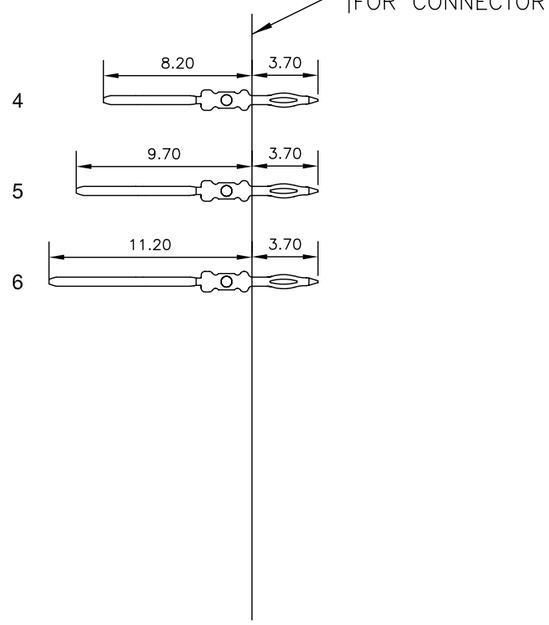

LAY-OUT P.C.B.-HOLE

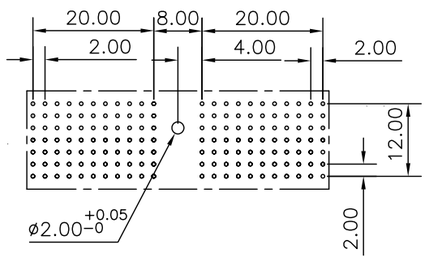

HM2P07PDN3E1----

LEAD FREE INDICATOR : LF = LEAD FREE
(DIGIT 15 & 16)

PLATING CODE (DIGIT 13 AND 14)
(REF DRW NO. BS,C , 201844 , 003)

NOTES

1. THIS PRODUCT IS CSA APPROVED.
2. THIS PRODUCT IS UL RECOGNIZED.
3. MEASURED AT THE BOTTOM.
4. MATERIAL CONTACT: PHOSPHORBRONZE
   HOUSING: CREAM WHITE GLASS FILLED POLYESTER UL-94V0
5. CONNECTOR PRINTED WITH P/N AND DATE CODE.
6. FOR ACTUAL CONTACT LOADINGS, SEE LOADING PATTERN MATING SIDE.
7. SHAPE OF CONNECTOR HOUSING CAN ALTER DEPENDING ON PRODUCTION LOCATION
8. THE PRODUCT (LF) MEETS EUROPEAN UNION DIRECTIVES AND OTHER COUNTRY REGULATIONS AS DESCRIBED IN GS-22-008
9. FOR RECOMMENDED PTH DIMENSIONS REFER DRAWING : BS, A , 201572 , 001

CATALOG NO: HM2P07PDN3E1----

ltr	ecn no	dr	date
A	I10-0202	MINI	2010-10-22

mat'l. code	SEE NOTE 4	
surface	ISO 1302	
tolerance	ISO 406 ISO 1101	
tolerances unless otherwise specified		
angles	0°±1°	
linear	.0±0.2	.00±0.1
projection		
MM		
scale	–	
product family	MILLIPACS	
title	MPACS 5+2R STR HDR PF CONN TYPE A	
dwg no	BS, C ,203028,926	
sheet	1 of 1	
size	A3	
type	Product Customer Drawing	

dr	MINI K VANDANATH	2010-10-22
engr	ALEX BABU	2010-10-22
chr	ALEX BABU	2010-10-22
appd	ALEX BABU	2010-10-22

sheet index	revision	A
	sheet	1

PDM: Rev:A STATUS:Released Printed: Nov 02, 2010

FCIconnect.com
Copyright FCI

form: A3