# HFW1201G01P ✔ ACTIVE

CII

TE Internal #: 2-1617030-8

General Purpose Signal Relay, DC, Non-Polarized, Monostable, 2 Form C DPDT-CO, 2 A Contact Rating, 12 VDC Coil Voltage, .9 W Coil Power, Board Mount

View on TE.com >

Relays & Contactors > Electromechanical Relays



Relay & Contactor Type: **General Purpose Signal Relay**

Coil Magnetic System: **Non-Polarized, Monostable**

Contact Arrangement: **2 Form C DPDT-CO**

Current Type: **DC**

Contact Current Rating: **2 A**

## Features

### Product Type Features

| | |
|---|---|
| Relay & Contactor Type | General Purpose Signal Relay |

### Configuration Features

| | |
|---|---|
| Contact Arrangement | 2 Form C DPDT-CO |

### Electrical Characteristics

| | |
|---|---|
| Coil Resistance | 160 Ω |
| Contact Current Rating | 2 A |
| Coil Voltage Rating | 12 VDC |
| Coil Power Rating DC | .9 W |

### Body Features

| | |
|---|---|
| Enclosure Type | Hermetically Sealed |

### Termination Features

| | |
|---|---|
| Main Termination & Connection Type | Solder Pins |
| Coil Termination & Connection Type | Solder Pins |

### Mechanical Attachment

| | |
|---|---|
| Product Mount Type | Board Mount |

### Usage Conditions

| | |
|---|---|
| Operating Temperature Range | -65 – 125 °C[-85 – 257 °F] |

| | |
|---|---|
| Environmental Ambient Temperature (Max) | 125 °C[257 °F] |

### Operation/Application

| | |
|---|---|
| Vibration Resistance | 30G's, 10 – 3000Hz |
| Shock Resistance | 100G's, 6ms |
| Coil Magnetic System | Non-Polarized, Monostable |
| Current Type | DC |

### Other

| | |
|---|---|
| Contact Current Class | ≤2 A |
| Coil Power Rating Class | >.6 – ≤1 W |

## Product Compliance

For compliance documentation, visit the product page on TE.com>

| | |
|---|---|
| EU RoHS Directive 2011/65/EU | Compliant |
| EU ELV Directive 2000/53/EC | Not Compliant |
| China RoHS 2 Directive MIIT Order No 32, 2016 | 有害物质含量符合标准要求 No Restricted Substance(s) Above Threshold |
| EU REACH Regulation (EC) No. 1907/2006 | Current ECHA Candidate List: JUNE 2025 (250)<br>Candidate List Declared Against: JAN 2022 (223)<br>Does not contain REACH SVHC |
| Halogen Content | Low Halogen - Br, Cl, F < 900 ppm per homogenous material. Also BFR/CFR/PVC Free |
| Solder Process Capability | Not lead free process capable |

Product Compliance Disclaimer

This information is provided based on reasonable inquiry of our suppliers and represents our current actual knowledge based on the information they provided. This information is subject to change. The part numbers that TE has identified as EU RoHS compliant have a maximum concentration of 0.1% by weight in homogenous materials for lead, hexavalent chromium, mercury, PBB, PBDE, DBP, BBP, DEHP, DIBP, and 0.01% for cadmium, or qualify for an exemption to these limits as defined in the Annexes of Directive 2011/65/EU (RoHS2). Finished electrical and electronic equipment products will be CE marked as required by Directive 2011/65/EU. Components may not be CE marked. Additionally, the part numbers that TE has identified as EU ELV compliant have a maximum concentration of 0.1% by weight in homogenous materials for lead, hexavalent chromium, and mercury, and 0.01% for cadmium, or qualify for an exemption to these limits as defined in the Annexes of Directive 2000/53/EC (ELV). Regarding the REACH Regulation, the information TE provides on SVHC in articles for this part number is based on the latest European Chemicals Agency (ECHA) 'Guidance on requirements for substances in articles' posted at this URL: https://echa.europa.eu/guidance-documents/guidance-on-reach

## Compatible Parts



TE Part # 5-1617794-0
PRMGSCD-6YW=.100 GRID DIODE RELAY

## Customers Also Bought

TE Part #909117-000
D-659-0087



TE Part #1662-213-2031
CONT SOC ASSY




TE Part #5052912021
RNF-100-1/16-4-STK

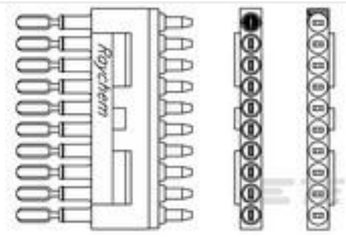


TE Part #699214-000
MTCB2X-206-XXX

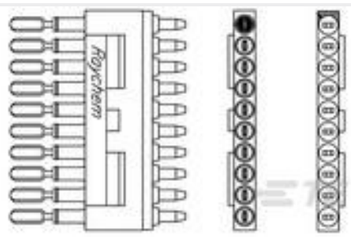


TE Part #699220-000
MTCB2X-XXX-206



TE Part #804495-000
MTCC2P-020-020-01

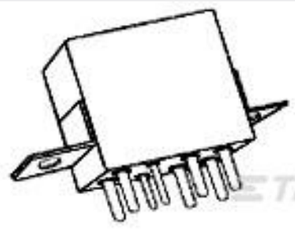

TE Part #5-1617758-4
FCB-205-0228M=M83536/2-028M

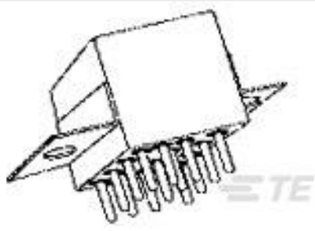

TE Part #8-1617760-6
FCB-405-0625M=M83536/6-025M



TE Part #1622208-1
LR0204 1% 2K0

TE Part #MS27488-22-2
SEALING PLUG

## Documents

### CAD Files

3D PDF

3D

Customer View Model
ENG_CVM_CVM_2-1617030-8_B.2d_dxf.zip

English

Customer View Model
ENG_CVM_CVM_2-1617030-8_B.3d_igs.zip

English

## Customer View Model

ENG_CVM_CVM_2-1617030-8_B.3d_stp.zip

English

By downloading the CAD file I accept and agree to the Terms and Conditions of use.

## Datasheets & Catalog Pages

5-1773450-5_sec1_HFW

English

RELAY

English