KYOCERA

3.2×2.5mm for Consumer Products



RoHS Compliant

Features

- Crystal unit for Consumer Products
- Small and low profile 0.9mm max. (3.2×2.5×0.8mm)
- Ceramic package
- Reflow compatible

Applications

- Digital Electronics
- Consumer Products

How to Order

CX3225GB 27000 D0 H E Q CC
① ② ③ ④ ⑤ ⑥ ⑦

①Series
②Frequency
③Load Capacitance

D0	8 pF

④Frequency Tolerance

H	±20×10⁻⁶

⑤Operating Temp. Range ⑥Frequency Temp. Stability

EQ	−10 to +70°C	±30×10⁻⁶

⑦Individual Specification
(STD Specification is "CC".)

Packaging (Tape & Reel 3000 pcs./ reel)

Specifications

Item	Symbol	Specification	Unit	Remarks
Frequency Range	f_{nom}	12000 to 54000	kHz	
Overtone Order	OT	Fundamental	—	
Load Capacitance	CL	8	pF	Please contact us for other CL requirements.
Frequency Tolerance	f_{tol}	±20	$\times 10^{-6}$	25°C±3°C
Motional Series Resistance	R1	Table 1	ohm	
Drive Level	DL	Table 2	μW	
Operating Temp. Range	T_{use}	−10 to +70	°C	
Storage Temp. Range	T_{stg}	−40 to +85	°C	
Frequency Temp. Characteristics	f_{tem}	±30	$\times 10^{-6}$	Freq. deviation from the value at 25°C

Please contact us for other specifications.

Table 1 Motional Series Resistance

Frequency Range	Motional Series Resistance
12000≤f_{nom}<13000kHz	150 Ω max.
13000≤f_{nom}<14000kHz	100 Ω max.
14000≤f_{nom}<20000kHz	80 Ω max.
20000≤f_{nom}<27000kHz	60 Ω max.
27000≤f_{nom}≤54000kHz	50 Ω max.

Table 2 Level of Drive

Frequency Range	Level of Drive
12000≤f_{nom}≤54000kHz	10μW (100μW max.)

Dimensions

(Unit: mm)

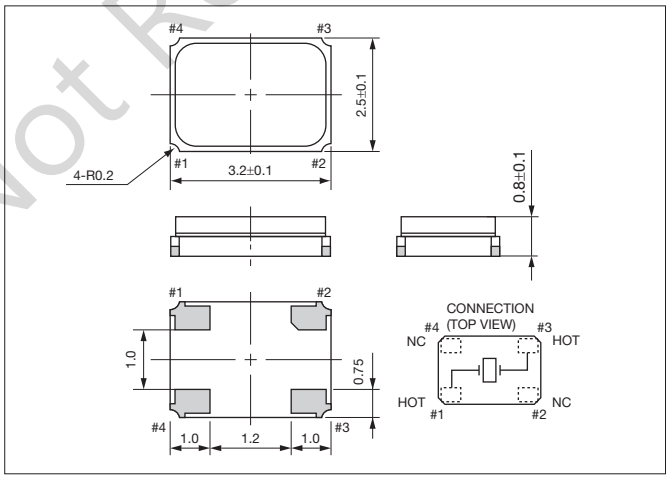

Recommended Land Pattern

(Unit: mm)

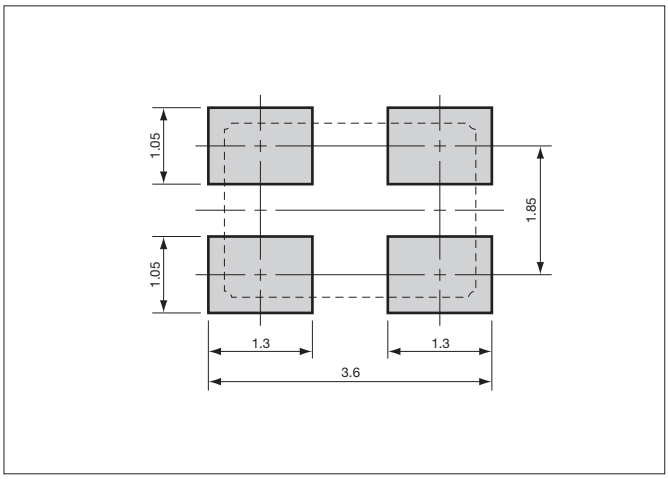

As of December 2019

Not Recommended for New Design