CONSMA019-G ✔ ACTIVE

SMA

TE Internal #: CONSMA019-G

SMA Connector, Jack, 50 ohm, Threaded, 18 GHz, 1 Position, Printed Circuit Board, Panel Mount, -65 – 165 °C [-85 – 329 °F], Solder, Right Angle, SMA

View on TE.com >

Connectors > RF Connectors > Coax Connectors



RF Interface: **SMA**

RF Connector Style: **Jack**

Impedance: **50 Ω**

RF Connector Coupling Mechanism: **Threaded**

Operating Frequency Range: **18 GHz**

Features

Product Type Features

Connector Product Type	Connector Assembly
RF Interface	SMA
RF Connector Style	Jack
Sealable	No
Connector & Contact Terminates To	Printed Circuit Board

Configuration Features

Number of Positions	1
Number of Coaxial Contacts	1

Electrical Characteristics

Impedance	50 Ω

Body Features

Body Material	Brass
Body Material Finish	Plated
Body Plating Material	Gold

Contact Features

RF Connector Center Contact Plating Material	Gold (Au)
RF Connector Center Contact Material	Beryllium Copper

Termination Features

Termination Method to Wire & Cable	Solder

Mechanical Attachment

Panel Mount Feature Type	Square Flange
RF Connector Coupling Mechanism	Threaded
Connector Mounting Type	Panel Mount
RF Contact Captivation Method	Mechanical
Detent	Without

Housing Features

Body Orientation	Right Angle

Usage Conditions

Operating Temperature Range	-65 – 165 °C[-85 – 329 °F]

Operation/Application

Circuit Application	Signal
Operating Frequency Range	18 GHz

Packaging Features

Packaging Quantity	100
Packaging Method	Tray

Other

Dielectric Material	Polytetrafluoroethylene (PTFE)

Product Compliance

For compliance documentation, visit the product page on TE.com>

EU RoHS Directive 2011/65/EU	Compliant with Exemptions
EU ELV Directive 2000/53/EC	Not Yet Reviewed
China RoHS 2 Directive MIIT Order No 32, 2016	有害物质含量超出标准 Restricted Substance(s) Above Threshold
EU REACH Regulation (EC) No. 1907/2006	Current ECHA Candidate List: JUNE 2025 (250) Candidate List Declared Against: JAN 2025 (247) SVHC > Threshold: Pb (4.45% in Component Part) **Article Safe Usage Statements:** Do not eat, drink or smoke when using this product. Wash thoroughly after handling. Recycle if possible and dispose of the article by following all applicable governmental regulations relevant to your geographic location.

Halogen Content	Low Bromine/Chlorine - Br and Cl < 900 ppm per homogenous material. Also BFR /CFR/PVC Free
Solder Process Capability	Not reviewed for solder process capability

Product Compliance Disclaimer

This information is provided based on reasonable inquiry of our suppliers and represents our current actual knowledge based on the information they provided. This information is subject to change. The part numbers that TE has identified as EU RoHS compliant have a maximum concentration of 0.1% by weight in homogenous materials for lead, hexavalent chromium, mercury, PBB, PBDE, DBP, BBP, DEHP, DIBP, and 0.01% for cadmium, or qualify for an exemption to these limits as defined in the Annexes of Directive 2011/65/EU (RoHS2). Finished electrical and electronic equipment products will be CE marked as required by Directive 2011/65/EU. Components may not be CE marked.Additionally, the part numbers that TE has identified as EU ELV compliant have a maximum concentration of 0.1% by weight in homogenous materials for lead, hexavalent chromium, and mercury, and 0.01% for cadmium, or qualify for an exemption to these limits as defined in the Annexes of Directive 2000/53/EC (ELV). Regarding the REACH Regulations, TE's information on SVHC in articles for this part number is still based on the European Chemical Agency (ECHA) 'Guidance on requirements for substances in articles'(Version: 2, April 2011), applying the 0.1% weight on weight concentration threshold at the finished product level. TE is aware of the European Court of Justice ruling of September 10th, 2015 also known as O5A (Once An Article Always An Article) stating that, in case of 'complex object', the threshold for a SVHC must be applied to both the product as a whole and simultaneously to each of the articles forming part of its composition. TE has evaluated this ruling based on the new ECHA "Guidance on requirements for substances in articles" (June 2017, version 4.0) and will be updating its statements accordingly.

Compatible Parts



TE Part # L9000274-01
SMA Plug 50 Ohm .031 PCB Edge Mount

Also in the Series | SMA



SMA RF Connectors(197)

Customers Also Bought

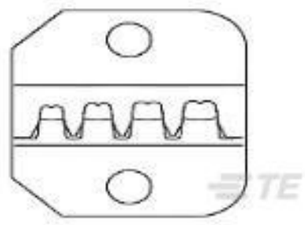

TE Part #90684-2
SDE F DYNAMIC D3000 20-16 DIE SET

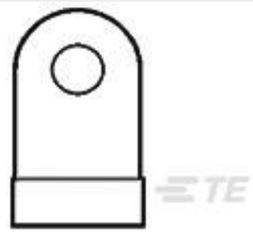

TE Part #321066
TERMINAL,SOLIS FLAG R 1/0 3/8



TE Part #1-1337446-0
BNC Pnl Skt 50Ohm Silver Pltd



TE Part #2-1393238-6
RTB14730



TE Part #1624001-3
SC30-10-2537-10 100UH AMMO 1000



TE Part #3-1879495-6
CRGH0603 5% 390K 0.2W



TE Part #6-1879497-1
CRGH1206 5% 330R 0.5W



TE Part #2-2176482-0
RA73F 2A 80R6 0.1% 5K RL



TE Part #1-2176483-3
RA73F 2A 732R 0.1% 5K RL



TE Part #6-2176483-5
RA73F 2A 2K55 0.1% 5K RL

Documents

Product Drawings

SMA Jack 50 Ohm Panel Mount

English

CAD Files

3D PDF

3D

Customer View Model

ENG_CVM_CVM_CONSMA019-G_A.2d_dxf.zip

English

Customer View Model

ENG_CVM_CVM_CONSMA019-G_A.3d_igs.zip

English

Customer View Model

ENG_CVM_CVM_CONSMA019-G_A.3d_stp.zip

English

By downloading the CAD file I accept and agree to the Terms and Conditions of use.

Datasheets & Catalog Pages

SMA FEMALE RIGHT ANGLE FLANGE MOUNT, EXNTEDED

English