CONMCX013 ✔ ACTIVE

MCX

TE Internal #: CONMCX013

MCX Connector, Jack, 50 ohm, Snap-On, 6 GHz, 1 Position, Printed Circuit Board, Board Mount, -65 – 165 °C [-85 – 329 °F], Solder, Straight, Brass, MCX

View on TE.com >

Connectors > RF Connectors > Coax Connectors



RF Interface: **MCX**

RF Connector Style: **Jack**

Impedance: **50 Ω**

RF Connector Coupling Mechanism: **Snap-On**

Operating Frequency Range: **6 GHz**

Features

Product Type Features

Connector Product Type	Connector Assembly
RF Interface	MCX
RF Connector Style	Jack
Sealable	No
Connector & Contact Terminates To	Printed Circuit Board

Configuration Features

PCB Mount Orientation	Vertical
Number of Positions	1
Number of Coaxial Contacts	1

Electrical Characteristics

Impedance	50 Ω

Body Features

Body Material	Brass
Body Material Finish	Plated
Body Plating Material	Gold

Contact Features

RF Connector Center Contact Plating Material	Gold (Au)

RF Connector Center Contact Material	Beryllium Copper

Termination Features

Termination Method to Wire & Cable	Solder

Mechanical Attachment

RF Connector Coupling Mechanism	Snap-On
Connector Mounting Type	Board Mount
RF Contact Captivation Method	Mechanical
Detent	Without

Housing Features

Body Orientation	Straight

Usage Conditions

Operating Temperature Range	-65 – 165 °C[-85 – 329 °F]

Operation/Application

Circuit Application	Signal
Operating Frequency Range	6 GHz

Packaging Features

Packaging Quantity	100
Packaging Method	Tray

Other

Dielectric Material	Polytetrafluoroethylene (PTFE)

Product Compliance

For compliance documentation, visit the product page on TE.com>

EU RoHS Directive 2011/65/EU	Compliant
EU ELV Directive 2000/53/EC	Not Yet Reviewed
China RoHS 2 Directive MIIT Order No 32, 2016	有害物质含量符合标准要求 No Restricted Substance(s) Above Threshold
EU REACH Regulation (EC) No. 1907/2006	Current ECHA Candidate List: JUNE 2025 (250) Candidate List Declared Against: JUNE 2025 (250) Does not contain REACH SVHC
Halogen Content	Low Halogen - Br, Cl, F < 900 ppm per homogenous material. Also BFR/CFR/PVC

	Free
Solder Process Capability	Not reviewed for solder process capability

Product Compliance Disclaimer

This information is provided based on reasonable inquiry of our suppliers and represents our current actual knowledge based on the information they provided. This information is subject to change. The part numbers that TE has identified as EU RoHS compliant have a maximum concentration of 0.1% by weight in homogenous materials for lead, hexavalent chromium, mercury, PBB, PBDE, DBP, BBP, DEHP, DIBP, and 0.01% for cadmium, or qualify for an exemption to these limits as defined in the Annexes of Directive 2011/65/EU (RoHS2). Finished electrical and electronic equipment products will be CE marked as required by Directive 2011/65/EU. Components may not be CE marked.Additionally, the part numbers that TE has identified as EU ELV compliant have a maximum concentration of 0.1% by weight in homogenous materials for lead, hexavalent chromium, and mercury, and 0.01% for cadmium, or qualify for an exemption to these limits as defined in the Annexes of Directive 2000/53/EC (ELV). Regarding the REACH Regulations, TE's information on SVHC in articles for this part number is still based on the European Chemical Agency (ECHA) 'Guidance on requirements for substances in articles'(Version: 2, April 2011), applying the 0.1% weight on weight concentration threshold at the finished product level. TE is aware of the European Court of Justice ruling of September 10th, 2015 also known as O5A (Once An Article Always An Article) stating that, in case of 'complex object', the threshold for a SVHC must be applied to both the product as a whole and simultaneously to each of the articles forming part of its composition. TE has evaluated this ruling based on the new ECHA "Guidance on requirements for substances in articles" (June 2017, version 4.0) and will be updating its statements accordingly.

Compatible Parts



TE Part # CONMCX013-T
MCX Jack 50 Ohm PCB Edge Mount

Also in the Series

Customers Also Bought



TE Part #CONMMCX013-T
MMCX Jack 50 Ohm PCB Edge Mount



TE Part #CONSMA011-R178
SMA Jack 50 Ohm Cable Crimp



TE Part #CONMCX013-T
MCX Jack 50 Ohm PCB Edge Mount



TE Part #D42180-000
B-155-05

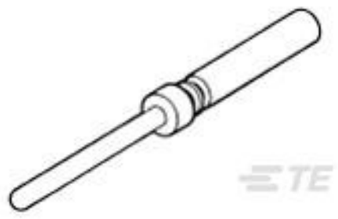

TE Part #204370-2
PIN CONTACT,Sz22D,22-28 AWG



TE Part #1-215083-6
MICRO-MATCH MOW.16P



TE Part #2-406549-1
IMJ,1X1,PNL GRD,LED(G/Y), SN



TE Part #1932258-1
Std USB 3.0, Type A, R/A, T/H,



TE Part #2007435-1
Std HDMI, Flag, T/H



TE Part #5747842-4
25 MSFL PLUG RA 318 (IN,FM,BL)

Documents

Product Drawings

MCX Jack 50 Ohm PCB Edge Mount

English

CAD Files

Customer View Model

ENG_CVM_CVM_CONMCX013_A.2d_dxf.zip

English

3D PDF

3D

Customer View Model

ENG_CVM_CVM_CONMCX013_A.3d_igs.zip

English

Customer View Model

ENG_CVM_CVM_CONMCX013_A.3d_stp.zip

English

By downloading the CAD file I accept and agree to the Terms and Conditions of use.

Datasheets & Catalog Pages

MCX Jack PCB Cutout Edge Mount Connector

English