CONMCX002 ✔ ACTIVE

MCX

TE Internal #: CONMCX002

MCX Connector, Jack, 50 ohm, Snap-On, 6 GHz, 1 Position, Printed Circuit Board, Board Mount, -65 – 165 °C [-85 – 329 °F], Solder, Right Angle, MCX

View on TE.com >

Connectors > RF Connectors > Coax Connectors



RF Interface: **MCX**

RF Connector Style: **Jack**

Impedance: **50 Ω**

RF Connector Coupling Mechanism: **Snap-On**

Operating Frequency Range: **6 GHz**

Features

Product Type Features

Connector Product Type	Connector Assembly
RF Interface	MCX
RF Connector Style	Jack
Sealable	No
Connector & Contact Terminates To	Printed Circuit Board

Configuration Features

PCB Mount Orientation	Right Angle
Number of Positions	1
Number of Coaxial Contacts	1

Electrical Characteristics

Impedance	50 Ω

Body Features

Body Material	Brass
Body Material Finish	Plated
Body Plating Material	Gold

Contact Features

RF Connector Center Contact Plating Material	Gold (Au)

RF Connector Center Contact Material	Beryllium Copper

Termination Features

Termination Method to PCB	Through Hole - Solder
Termination Method to Wire & Cable	Solder

Mechanical Attachment

RF Connector Coupling Mechanism	Snap-On
Connector Mounting Type	Board Mount
RF Contact Captivation Method	Mechanical
Detent	Without

Housing Features

Body Orientation	Right Angle

Usage Conditions

Operating Temperature Range	-65 – 165 °C[-85 – 329 °F]

Operation/Application

Circuit Application	Signal
Operating Frequency Range	6 GHz

Packaging Features

Packaging Quantity	100
Packaging Method	Bulk

Other

Dielectric Material	Polytetrafluoroethylene (PTFE)

Product Compliance

For compliance documentation, visit the product page on TE.com>

EU RoHS Directive 2011/65/EU	Compliant with Exemptions
EU ELV Directive 2000/53/EC	Not Yet Reviewed
China RoHS 2 Directive MIIT Order No 32, 2016	有害物质含量超出标准 Restricted Substance(s) Above Threshold
EU REACH Regulation (EC) No. 1907/2006	Current ECHA Candidate List: JUNE 2025 (250) Candidate List Declared Against: JAN 2025 (247) SVHC > Threshold: Pb (4.45% in Component Part) Article Safe Usage Statements:

	Do not eat, drink or smoke when using this product. Wash thoroughly after handling. Recycle if possible and dispose of the article by following all applicable governmental regulations relevant to your geographic location.
Halogen Content	Low Bromine/Chlorine - Br and Cl < 900 ppm per homogenous material. Also BFR /CFR/PVC Free
Solder Process Capability	Not reviewed for solder process capability

Product Compliance Disclaimer

This information is provided based on reasonable inquiry of our suppliers and represents our current actual knowledge based on the information they provided. This information is subject to change. The part numbers that TE has identified as EU RoHS compliant have a maximum concentration of 0.1% by weight in homogenous materials for lead, hexavalent chromium, mercury, PBB, PBDE, DBP, BBP, DEHP, DIBP, and 0.01% for cadmium, or qualify for an exemption to these limits as defined in the Annexes of Directive 2011/65/EU (RoHS2). Finished electrical and electronic equipment products will be CE marked as required by Directive 2011/65/EU. Components may not be CE marked.Additionally, the part numbers that TE has identified as EU ELV compliant have a maximum concentration of 0.1% by weight in homogenous materials for lead, hexavalent chromium, and mercury, and 0.01% for cadmium, or qualify for an exemption to these limits as defined in the Annexes of Directive 2000/53/EC (ELV). Regarding the REACH Regulations, TE's information on SVHC in articles for this part number is still based on the European Chemical Agency (ECHA) 'Guidance on requirements for substances in articles'(Version: 2, April 2011), applying the 0.1% weight on weight concentration threshold at the finished product level. TE is aware of the European Court of Justice ruling of September 10th, 2015 also known as O5A (Once An Article Always An Article) stating that, in case of 'complex object', the threshold for a SVHC must be applied to both the product as a whole and simultaneously to each of the articles forming part of its composition. TE has evaluated this ruling based on the new ECHA "Guidance on requirements for substances in articles" (June 2017, version 4.0) and will be updating its statements accordingly.

Compatible Parts



TE Part # CONMCX012-R178
MCX Plug 50 Ohm Cable Crimp

TE Part # CCA-MCXF-152-RPSM
Cable MCX Jack RG174 152 RPS Plug Ni

Also in the Series | MCX



MCX RF Connectors(37)

Customers Also Bought

MCX Connector, Jack, 50 ohm, Snap-On, 6 GHz, 1 Position, Printed Circuit Board, Board Mount, -65 – 165 °C [-85 – 329 °F], Solder, Right Angle, MCX



TE Part #CONMCX012-R178
MCX Plug 50 Ohm Cable Crimp



TE Part #816531-SF
RN152-10-02-1M8

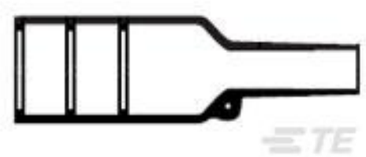

TE Part #878500-000
202K185-25-0



TE Part #2-1761608-1
IDC LOW PRO HDR 6P VERT SHT LA



TE Part #2-1761608-5
IDC LOW PRO HDR 14P VERT SHT L



TE Part #1825058-1
ADE02S04=DIP SWTCH,EXT,SMT-GW



TE Part #1825058-7
ADE04S04=DIP SWTCH,EXT,SMT-GW



TE Part #2-1825059-3
ADF05ST04=DIP SWT,FLUSH,SMT-GW



TE Part #1-2176304-4
RP 1E 0.1W 13R7 0.1% 25PPM 5K RL



TE Part #5-5179009-1
0.8FH,R09H.5,040,08/Sn,TU

Documents

CAD Files

Customer View Model

ENG_CVM_CVM_CONMCX002_B.3d_igs.zip

English

Customer View Model

ENG_CVM_CVM_CONMCX002_B.3d_stp.zip

English

3D PDF

3D

Customer View Model

ENG_CVM_CVM_CONMCX002_B.2d_dxf.zip

English

By downloading the CAD file I accept and agree to the Terms and Conditions of use.

Datasheets & Catalog Pages

MCX FEMALE RIGHT ANGLE PCB MOUNT

English