Copying of this document and giving it to others and the use or communication of the contents thereof, are forbidden without express authority. Offenders are liable to the payment of damages. All rights are reserved in the event of the grant of a patent or the registration of the utility model or design

Weitergabe sowie Vervielfältigung dieser Unterlage, Verwertung und Mitteilung ihres Inhalts nicht gestattet, soweit nicht ausdrücklich zugestanden. Zuwiderhandlungen verpflichten zu Schadenersatz. Alle Rechte für den Fall der Patenterteilung oder Gebrauchsmuster-Eintragung vorbehalten.

INDUSTRIAL@AMPHENOL
TRUSTED GLOBALLY

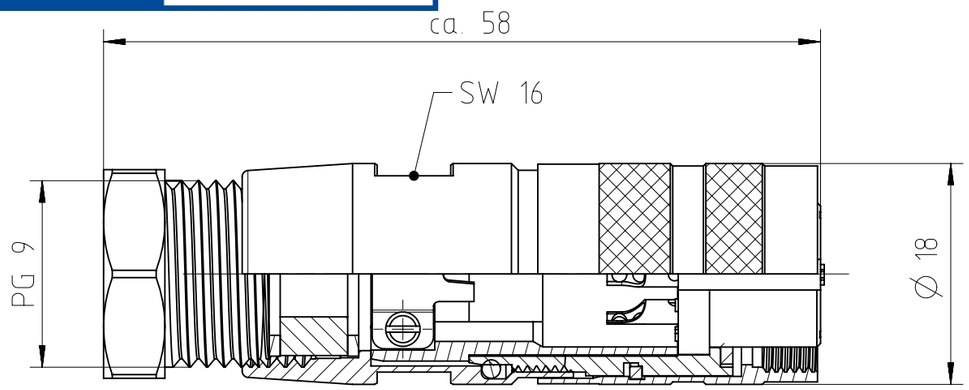

Number of contacts	Standard	3	4	5	5	6	7	7	8	12	14	14	19
Contact arrangement	IEC 61076-2-106	03-a	04-a	05-a	05-b	06-a	07-a	07-b	08-a	12-a	14-a	14-b	19-a
Contact arrangement	IEC 60130-9[1]	yes		no	yes		no	yes		no			
Rated voltage[2]	IEC 60664-1	300 V (100 V)		300 V (63 V)	100 V (32 V)	300 V (63 V)		100 V (32 V)		150 V (32 V)		60 V (32 V)	
Rated voltage	UL 1977	250V								60V			
Rated impulse withstand voltage[2]	IEC 60664-1	1500 V (1500 V)			1200 V (800 V)	1500 V (1500 V)		1200 V (800 V)					
Pollution degree[2]	IEC 60664-1	1 (3[3])											
Installation category	IEC 60664-1	I											
Insulation group	IEC 60664-1	II, 400 ≤ CTI < 600											
Current rating	IEC 60512-5-2 UL 1977	10A/+40°C		7A/+40°C						3A/+40°C			
Insulation resistance	IEC 60512-3-1	$>10^{10}$ Ohm[4]											
Contact resistance	IEC 60512-2-1	<5mOhm											
Climatic category	IEC 60668-1	40 / 100 / 56											
Temperatur range	IEC 60668-1	-40°C...+100°C / -40°F...+212°F											
Salt spray resistance	DIN IEC 60068-2-11, test Ka	720h											
IP degree	IEC 60529	IP 69K / IP 67 / IP 65 (in mated condition)											
Insertion and withdrawal force	IEC 60512-13-2	25N	30N	35N	35N	50N	55N	55N	60N	50N	50N	50N	60N
mechanical operation	IEC 60512-9-1	Silver ≥500 mating cycles / Gold ≥1000 mating cycles											
housing material		brass and / or zinc die cast, nickel plated											
dielectric material		thermoplastic											
sealing material		Chloroprene											
contacts		silver or gold plated											
termination technique		solder											
wire gauge		≤0,5mm² / 20 AWG								≤0,35mm² / 22 AWG			
flamability		UL 94 V0											
locking system	IEC 60130-9 DIN EN 61076-2-106	metal screw coupling; tightening torque 0,7 - 1,5 Nm											

[1] Edition 2000-05
[2] values in brackets are according to DIN EN 61076-2-106
[3] designed acc. pollution degree 2, can be used under pollution degree 3 when the rules of IEC 60644-1 are fulfilled
[4] under operating conditions $>10^8$ Ohm

Do not connect or disconnect under load. Metal housing parts shall be securely incoporated to protected ground.
Remark for gold plated contacts:
In order to avoid brittle inter-metallic connections, gold plated terminals have to be tin-plated in the solder area.
All technical data have been measured in a laboratory environment and can be different during pratical usage of the product. Any product information is for descriptive usage only and not legally binding; particulary the information does not constitute or provide any legal guaranties ("Beschaffenheitsgarantie" or " Haltbarkeitsgarantie").

Contact arrangement View on mating side	Number of contacts (Contact arrangement acc. IEC 61076-2-106)	Part number-Ag	Part number-Au
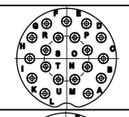	19 (19-a)	C091 31D019 101 2 U	C091 31D019 201 2 U
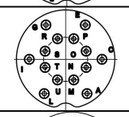	14 (14-b)	C091 31D114 101 2 U	C091 31D114 201 2 U
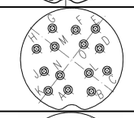	14 (14-a)	C091 31D014 101 2 U	C091 31D014 201 2 U
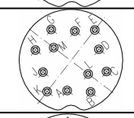	12 (12-a)	C091 31D012 101 2 U	C091 31D012 201 2 U
	8 (08-a)	C091 31D008 101 2 U	C091 31D008 201 2 U
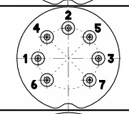	7 (07-b)	C091 31D107 101 2 U	C091 31D107 201 2 U
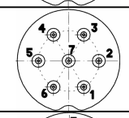	7 (07-a)	C091 31D007 101 2 U	C091 31D007 201 2 U
	6 (06-a)	C091 31D006 101 2 U	C091 31D006 201 2 U
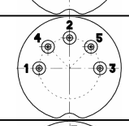	5 (05-b)	C091 31D105 101 2 U	C091 31D105 201 2 U
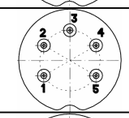	5 (05-a)	C091 31D005 101 2 U	C091 31D005 201 2 U
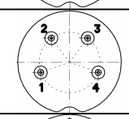	4 (04-a)	C091 31D004 101 2 U	C091 31D004 201 2 U
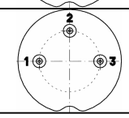	3 (03-a)	C091 31D003 101 2 U	C091 31D003 201 2 U

Gewicht (errechnet) / *Calc WT*: 0,041 kg
Prüfmaß / *Testdimension*
Teileindex / *Partindexnumber:*
Bagatelle change:

Zul. Abw. / *Tolerances*: ISO 2768-c
DIN / ISO 13715

Maßstab / *Scale*: 2:1 | A3

CUSTOMER DRAWING

04	202000083	27.10.2020	MCARL
03	201700004	12.06.2017	NPFEI
Index	Änderung / *Description*	Datum / *Date*	Name

Gez. / Drawn	08.06.2017 AZN_NPFEIFFE
Status	Released
Gepr. / Checked	11.01.2021 MBERTSCH

Amphenol Tuchel Industrial GmbH

Female cable connector
for cable diameter 6-8mm

M C091 31DXXX X01 2 U

Blatt / *Sheet* 1 / 1 Bl.

Ers. f. / *Replacement for*: M-C091 31DXXX X01 2 Rev02

FA12020-003266
NXM-V03