ANT-GNRM-L1A-5 ✔ ACTIVE

TE Internal #: ANT-GNRM-L1A-5

Module Antenna, Multi Band, GNSS / GPS, Remote Mount, Magnetic Mount, SMA, Directional, Single Port, > 6 dBi Peak Gain

View on TE.com >

Antennas

Communication Protocol: **GNSS, GPS**

Mounting Location: **Remote**

Mounting Type: **Magnetic Mount**

Frequency Category: **1164 – 1610**

Antenna Type: **Module**

Features

Product Type Features

Antenna Termination	SMA
Antenna Product Type	Antenna

Configuration Features

Mounting Location	Remote
Antenna Type	Module
Band Type	Multi Band
Port Configuration	Single Port

Signal Characteristics

Frequency Category	1164 – 1610
Peak Gain	> 6 dBi

Mechanical Attachment

Mounting Type	Magnetic Mount

Operation/Application

Directionality	Directional

Industry Standards

Communication Protocol	GNSS, GPS
Primary Application	GNSS, GPS

Product Compliance

For compliance documentation, visit the product page on TE.com>

EU RoHS Directive 2011/65/EU	Compliant with Exemptions
EU ELV Directive 2000/53/EC	Not Yet Reviewed
China RoHS 2 Directive MIIT Order No 32, 2016	未针对中国 RoHS 符合性进行审核 Not reviewed for China RoHS compliance
EU REACH Regulation (EC) No. 1907/2006	Current ECHA Candidate List: JUNE 2025 (250) Not Yet Reviewed
Halogen Content	Not Yet Reviewed for halogen content
Solder Process Capability	Not reviewed for solder process capability

Product Compliance Disclaimer

This information is provided based on reasonable inquiry of our suppliers and represents our current actual knowledge based on the information they provided. This information is subject to change. The part numbers that TE has identified as EU RoHS compliant have a maximum concentration of 0.1% by weight in homogenous materials for lead, hexavalent chromium, mercury, PBB, PBDE, DBP, BBP, DEHP, DIBP, and 0.01% for cadmium, or qualify for an exemption to these limits as defined in the Annexes of Directive 2011/65/EU (RoHS2). Finished electrical and electronic equipment products will be CE marked as required by Directive 2011/65/EU. Components may not be CE marked.Additionally, the part numbers that TE has identified as EU ELV compliant have a maximum concentration of 0.1% by weight in homogenous materials for lead, hexavalent chromium, and mercury, and 0.01% for cadmium, or qualify for an exemption to these limits as defined in the Annexes of Directive 2000/53/EC (ELV). Regarding the REACH Regulations, TE's information on SVHC in articles for this part number is still based on the European Chemical Agency (ECHA) 'Guidance on requirements for substances in articles'(Version: 2, April 2011), applying the 0.1% weight on weight concentration threshold at the finished product level. TE is aware of the European Court of Justice ruling of September 10th, 2015 also known as O5A (Once An Article Always An Article) stating that, in case of 'complex object', the threshold for a SVHC must be applied to both the product as a whole and simultaneously to each of the articles forming part of its composition. TE has evaluated this ruling based on the new ECHA "Guidance on requirements for substances in articles" (June 2017, version 4.0) and will be updating its statements accordingly.

Compatible Parts

TE Part # L001218-02
EXT ANT, TRI-BANDS,5M, SMA, MAGNET, TAPE

TE Part # CONSMA002-L-G
SMA Jack 50 Ohm PCB Through Hole



TE Part # L001124-03
EXT ANT, ABANDS, 5M, SMA, MAGNET

TE Part # CONSMA002-SMD-G
SMA Jack 50 Ohm PCB Surface Mount

TE Part # CONSMA001
SMA Jack 50 Ohm PCB Through Hole

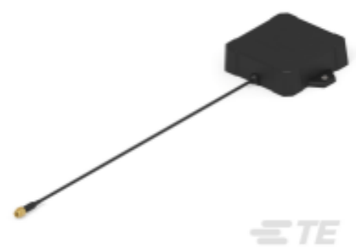

TE Part # L001124-01
EXT ANT, ABANDS, 5M, SMA, MAGN, SCREW

TE Part # L001218-01
EXT ANT, TRI-BANDS, 5M, SMA, MAGN, SCREW

TE Part # L001124-04
EXT ANT, ABANDS, 5M, FAKRA, MAGN, SCREW

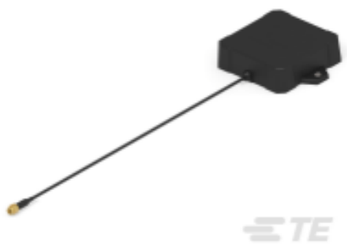

TE Part # L001361-01
EXT ANT, ABANDS, 1000mm, SMA, PASSIVE

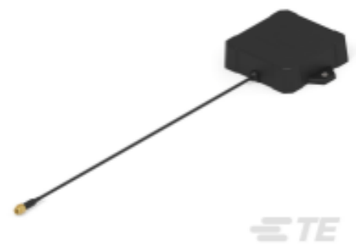

TE Part # L001124-05
EXT ANT, ABANDS, 1M, SMA, MAGN, SCREW



TE Part # L001124-02
EXT ANT, ABANDS, 5M, SMA, MAGNET, TAPE

TE Part # CONSMA008-G
SMA Jack 50 Ohm Through Hole PCB

Documents

Product Drawings

Antenna GNSS L1-L3 Ext Mag RG174 5M SMA

English

CAD Files

3D PDF

3D

Customer View Model

ENG_CVM_CVM_ANT-GNRM-L1A-5_C.2d_dxf.zip

English

Customer View Model

ENG_CVM_CVM_ANT-GNRM-L1A-5_C.3d_igs.zip

English

Customer View Model

ENG_CVM_CVM_ANT-GNRM-L1A-5_C.3d_stp.zip

English

By downloading the CAD file I accept and agree to the Terms and Conditions of use.

Datasheets & Catalog Pages

Linx RF Module Identification guide

English

Considerations for Operation within the 260-470MHz Band

English

Understanding Antenna Specifications and Operation

English

Antennas Design, Application and Performance

English

The FCC Road Part 15 From Concept to Approval

English

RF 101 Information for the RF Challenged

English

Virtual Antenna

English

Microsplatch Ground Plane Optimization

English

L1 Magnetic Mount Active GNSS Antenna

English