# 9-638677-1 ✔ ACTIVE

TE Internal #: 9-638677-1

Horizontal, Wire-to-Board, 28 Position, 2 Row, 3mm [.118in] Centerline, Post-Tin, Printed Circuit Board, Signal, Natural, Board Mount

View on TE.com >

Automotive Parts > Automotive Connectors > Automotive Headers







PCB Mount Orientation: **Horizontal**

Termination Method to PCB: **Through Hole - Solder**

Sealable: **No**

Centerline (Pitch): **3 mm [ .118 in ]**

Connector System: **Wire-to-Board**

## Features

### Product Type Features

| | |
|---|---|
| Mixed & Hybrid Header | No |
| Header Type | Fully Shrouded |
| Connector Product Type | Connector Assembly |
| Sealable | No |
| Connector System | Wire-to-Board |
| Connector & Contact Terminates To | Printed Circuit Board |

### Configuration Features

| | |
|---|---|
| PCB Mount Orientation | Horizontal |
| Number of Positions | 28 |
| Number of Rows | 2 |

### Electrical Characteristics

| | |
|---|---|
| Nominal Voltage Architecture | 12 V |

### Body Features

| | |
|---|---|
| Primary Product Color | Natural |

### Contact Features

| | |
|---|---|
| Mating Tab Thickness | .64 mm[.025 in] |
| Contact Type | Tab |
| Mating Tab Width | 1 mm[.039 in] |
| Contact Mating Area Plating Material | Post-Tin |

### Termination Features

| | |
|---|---|
| Termination Method to PCB | Through Hole - Solder |

### Mechanical Attachment

| | |
|---|---|
| Mating Alignment | With |
| PCB Mount Retention | Without |
| PCB Mount Alignment | With |
| Connector Mounting Type | Board Mount |

### Housing Features

| | |
|---|---|
| Centerline (Pitch) | 3 mm[.118 in] |

### Usage Conditions

| | |
|---|---|
| Operating Temperature (Max) | 105 °C[221 °F] |
| Operating Temperature Range | -30 – 105 °C[-22 – 221 °F] |

### Operation/Application

| | |
|---|---|
| Solder Process | Reflow Solder Capable |
| Circuit Application | Signal |

### Packaging Features

| | |
|---|---|
| Packaging Method | Tube |

## Product Compliance

For compliance documentation, visit the product page on TE.com>

| | |
|---|---|
| EU RoHS Directive 2011/65/EU | Compliant |
| EU ELV Directive 2000/53/EC | Compliant |
| China RoHS 2 Directive MIIT Order No 32, 2016 | 有害物质含量符合标准要求 No Restricted Substance(s) Above Threshold |
| EU REACH Regulation (EC) No. 1907/2006 | Current ECHA Candidate List: JUNE 2025 (250)<br>Candidate List Declared Against: JUNE 2025 (250)<br>Does not contain REACH SVHC |

| | |
|---|---|
| Halogen Content | BFR/CFR/PVC Free, but Br/Cl >900 ppm in other sources. |
| Solder Process Capability | Wave solder capable to 265°C |

Product Compliance Disclaimer

This information is provided based on reasonable inquiry of our suppliers and represents our current actual knowledge based on the information they provided. This information is subject to change. The part numbers that TE has identified as EU RoHS compliant have a maximum concentration of 0.1% by weight in homogenous materials for lead, hexavalent chromium, mercury, PBB, PBDE, DBP, BBP, DEHP, DIBP, and 0.01% for cadmium, or qualify for an exemption to these limits as defined in the Annexes of Directive 2011/65/EU (RoHS2). Finished electrical and electronic equipment products will be CE marked as required by Directive 2011/65/EU. Components may not be CE marked. Additionally, the part numbers that TE has identified as EU ELV compliant have a maximum concentration of 0.1% by weight in homogenous materials for lead, hexavalent chromium, and mercury, and 0.01% for cadmium, or qualify for an exemption to these limits as defined in the Annexes of Directive 2000/53/EC (ELV). Regarding the REACH Regulation, the information TE provides on SVHC in articles for this part number is based on the latest European Chemicals Agency (ECHA) 'Guidance on requirements for substances in articles' posted at this URL: https://echa.europa.eu/guidance-documents/guidance-on-reach

## Compatible Parts

TE Part # 638267-1
28P 040 HYBRID HTN CAP HOUSING

## Customers Also Bought



TE Part #4-794636-2
12P MICRO MNL ASSY,VRT,SMT,LF



TE Part #4-794636-6
16P MICRO MNL ASSY,VRT,SMT,LF



TE Part #1-929278-2
MQS STIFT M.A-PIN



TE Part #2292113-2
0.64 SERIES 40 POSITION CAP ASSY H-TYPE

TE Part #5-1372716-8
CUTTING BLADE INSERT COATED

TE Part #3-1372421-9
CUTTING PLATE

## Documents

## Product Drawings

28P .040 HYBRID HTN CAP ASSY

English

## CAD Files

3D PDF

English

Customer View Model

ENG_CVM_9-638677-1_E.2d_dxf.zip

English

Customer View Model

ENG_CVM_9-638677-1_E.3d_igs.zip

English

Customer View Model

ENG_CVM_9-638677-1_E.3d_stp.zip

English

By downloading the CAD file I accept and agree to the Terms and Conditions of use.

## Product Specifications

Product Specification

English