9-1438789-3 ✔ ACTIVE

TE Internal #: 9-1438789-3

Horizontal, Wire-to-Board, 38 Position, 2 Row, 2.5mm [.09in] Centerline, Tin (Sn), Printed Circuit Board, Power, Black, Board Mount

View on TE.com >

Automotive Parts > Automotive Connectors > Automotive Headers







PCB Mount Orientation: **Horizontal**

Termination Method to PCB: **Through Hole - Solder**

Sealable: **No**

Centerline (Pitch): **2.5 mm [.09 in]**

Connector System: **Wire-to-Board**

Features

Product Type Features

Mixed & Hybrid Header	Yes
Header Type	Fully Shrouded
Connector Shape	Rectangular
Connector Product Type	Connector Assembly
Sealable	No
Connector System	Wire-to-Board
Connector & Contact Terminates To	Printed Circuit Board

Configuration Features

PCB Mount Orientation	Horizontal
Number of Positions	38
Number of Rows	2

Electrical Characteristics

Nominal Voltage Architecture	12 V

Body Features

Primary Product Color	Black

Contact Features

Mating Tab Thickness	.64 mm, .8 mm[.025 in][.031 in]
Contact Type	Tab
Mating Tab Width	1 mm, 2.8 mm[.04 in][.11 in]
Contact Mating Area Plating Material	Tin (Sn)

Termination Features

Termination Method to PCB	Through Hole - Solder

Mechanical Attachment

Mating Alignment	With
PCB Mount Retention	With
PCB Mount Alignment	With
Connector Mounting Type	Board Mount

Housing Features

Centerline (Pitch)	2.5 mm[.09 in]

Usage Conditions

Operating Temperature (Max)	105 °C[221 °F]
Operating Temperature Range	-30 – 105 °C[-22 – 221 °F]

Operation/Application

Circuit Application	Power

Packaging Features

Packaging Method	Package

Product Compliance

For compliance documentation, visit the product page on TE.com>

EU RoHS Directive 2011/65/EU	Compliant
EU ELV Directive 2000/53/EC	Compliant
China RoHS 2 Directive MIIT Order No 32, 2016	有害物质含量符合标准要求 No Restricted Substance(s) Above Threshold
EU REACH Regulation (EC) No. 1907/2006	Current ECHA Candidate List: JUNE 2025 (250) Candidate List Declared Against: JUNE 2025 (250) Does not contain REACH SVHC

Halogen Content	Low Halogen - Br, Cl, F < 900 ppm per homogenous material. Also BFR/CFR/PVC Free
Solder Process Capability	Reflow solder capable to 245°C

Product Compliance Disclaimer

This information is provided based on reasonable inquiry of our suppliers and represents our current actual knowledge based on the information they provided. This information is subject to change. The part numbers that TE has identified as EU RoHS compliant have a maximum concentration of 0.1% by weight in homogenous materials for lead, hexavalent chromium, mercury, PBB, PBDE, DBP, BBP, DEHP, DIBP, and 0.01% for cadmium, or qualify for an exemption to these limits as defined in the Annexes of Directive 2011/65/EU (RoHS2). Finished electrical and electronic equipment products will be CE marked as required by Directive 2011/65/EU. Components may not be CE marked. Additionally, the part numbers that TE has identified as EU ELV compliant have a maximum concentration of 0.1% by weight in homogenous materials for lead, hexavalent chromium, and mercury, and 0.01% for cadmium, or qualify for an exemption to these limits as defined in the Annexes of Directive 2000/53/EC (ELV). Regarding the REACH Regulation, the information TE provides on SVHC in articles for this part number is based on the latest European Chemicals Agency (ECHA) 'Guidance on requirements for substances in articles' posted at this URL: https://echa.europa.eu/guidance-documents/guidance-on-reach

Compatible Parts



TE Part # 1438787-2
38way Amplifier Cap Housing

Customers Also Bought



TE Part #244838-E
SMCQ 50 M AB VV 8-13 CL * H007 137 E005



TE Part #213605-7
5015 PIN,24-20,TIN-LEAD,STRIP



TE Part #1571610-2
Sealed R/A Tact switch, Sealed



TE Part #1-1623788-7
SQM5 68R 5% (WIRE)



TE Part #1-1625966-3
HSA10 18R 5%



TE Part #CAT-SIGH262
Signal Header



TE Part #5-2287906-5
FAKRA, 1 POS, EDGE MOUNT, 12 OCLOCK ASSY



TE Part #2315739-3
8POS,0.50,HDR ASSY,180DEG,COD C, HSL

Documents

Product Drawings

38Way Hybrid.040/2.8 Header Assy, C-Key

English

CAD Files

3D PDF

3D

Customer View Model

ENG_CVM_CVM_9-1438789-3_B.2d_dxf.zip

English

Customer View Model

ENG_CVM_CVM_9-1438789-3_B.3d_igs.zip

English

Customer View Model

ENG_CVM_CVM_9-1438789-3_B.3d_stp.zip

English

By downloading the CAD file I accept and agree to the Terms and Conditions of use.

Product Specifications

Application Specification

English