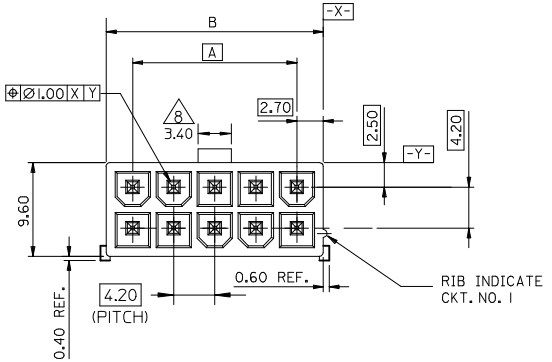

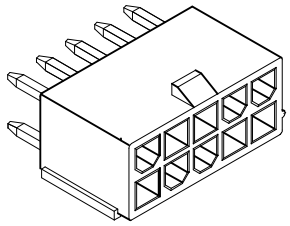

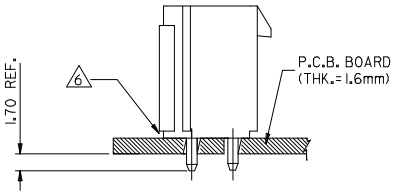

RECOMMENDED INSTALLATION PATTERN

B	A	CKT. SIZE
51.60±0.55	46.20	24
47.40±0.55	42.00	22
43.20±0.50	37.80	20
39.00±0.45	33.60	18
34.80±0.35	29.40	16
30.60±0.30	25.20	14
26.40±0.30	21.00	12
22.20±0.30	16.80	10
18.00±0.30	12.60	8
13.80±0.25	8.40	6
9.60±0.25	4.20	4
5.40±0.20	--	2

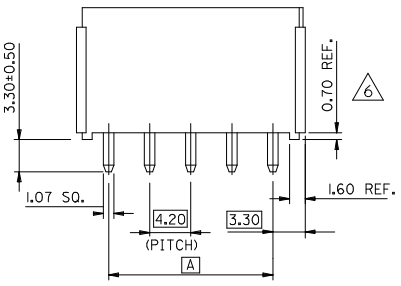

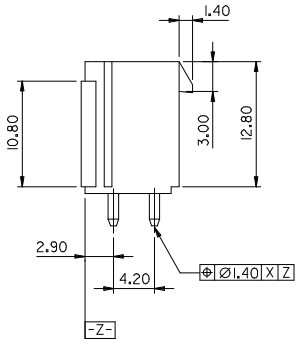

LEGEND

36633-**** SEE SHEET 2 FOR CKT SIZE, PKG, PLATING, & HSG COLOR OPTIONS.

87427-****
- CKT. SIZE
- PLATING OPTIONS
  - 2 = NOTE 2.2
  - 8 = NOTE 2.3
- COLOR & PACKAGING
  - 3 = BEIGE, TAPE & REEL PACKED 4
  - 4 = BEIGE, BULK PACKED 4
  - 9 = BLACK, BULK PACKED 4

NOTES

1. MATERIALS:
   - HEADER: NYLON 46, UL94V-0, COLOR SEE LEGEND.
   - PIN: BRASS
2. FINISH- PLATING OF PIN:
   - 2.2 .00254 MIN. MATTE TIN OVER .00127 MIN. NICKEL
   - 2.3 0.00076 MIN. SELECT GOLD AND 0.00254 MIN.SELECT MATTE TIN OVER 0.00127 MIN. NICKEL OVERALL
3. PRODUCT SPECIFICATION: PS-87427-0001.
4. PACKAGING SPECIFICATION : BULK PACK PER PK-87427-004. TAPE & REEL PACK PER PK-87427-009
5. MATES WITH: MINI-FIT JR. RECEPTACLE SERIES 5557.
6. HOUSING STANDOFF (0.70mm REF)
7. THESE PARTS CONFORM TO CLASS "B" REQUIREMENTS OF' COSMETIC SPECIFICATION PS-45499-002.
8. THIS DIMENSION IS 4.2 ON 2 CKT PARTS.
9. DISCOLORATION IN THE BANDOLIER CARRIER AREA OF THE PIN IS INHERENT TO THE PLATING PROCESS AND IS DUE TO THE MASKING EFFECT OF THE CARRIER. THIS DISCOLORATION IS IN A NON-FUNCTIONAL AREA OF THE PIN AND WILL NOT AFFECT THE PERFORMANCE OF THE HEADER ASSEMBLY.
10. PARTS ARE NOT DESIGNED FOR CURRENT SHARING.
11. CONNECTORS ARE NOT TO BE MATED AND UNMATED WHILE CIRCUITS ARE LIVE.

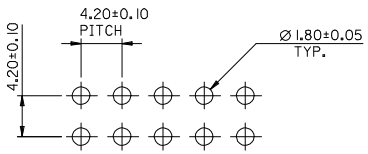

RECOMMENDED P.C.B. LAYOUT

EDIT NOTE 4
EC NO: UCP2017-1059 2016/11/08
DRWN:CSLAFTER 2016/11/08
CH'KD:JBELL 2017/02/06
APPR:FSMITH
DESCRIPTION
E4
REV

QUALITY SYMBOLS
F_A=0
F_C=0
F_P=0

GENERAL TOLERANCES (UNLESS SPECIFIED)

	mm	INCH
4 PLACES	± ---	± ---
3 PLACES	± ---	± ---
2 PLACES	± 0.20	± ---
1 PLACE	± ---	± ---
0 PLACE	± ---	± ---
ANGULAR	±---°	

DRAFT WHERE APPLICABLE MUST REMAIN WITHIN DIMENSIONS

DIMENSION STYLE: MM ONLY
SCALE: 4:1
DESIGN UNITS: METRIC
THIRD ANGLE PROJECTION

DRAWN BY: SAM.C DATE: 960401
CHECKED BY: DATE:
APPROVED BY: FSMITH DATE: 2010/10/04
MATERIAL NO.: SEE CHART

TITLE: 4.2MM W-T-B VERT. HEADER W/O FLANGES MINI-FIT JR

molex

DOCUMENT NO.: SD-87427-**4*
SHEET NO.: 1 OF 2

SIZE: B

THIS DRAWING CONTAINS INFORMATION THAT IS PROPRIETARY TO MOLEX INCORPORATED AND SHOULD NOT BE USED WITHOUT WRITTEN PERMISSION

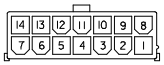

CKT. SIZE 14

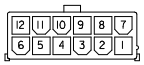

CKT. SIZE 12

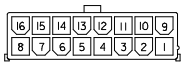

CKT. SIZE 16

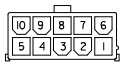

CKT. SIZE 10

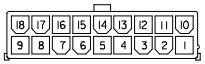

CKT. SIZE 18

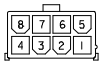

CKT. SIZE 8

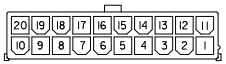

CKT. SIZE 20



CKT. SIZE 6

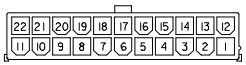

CKT. SIZE 22



CKT. SIZE 4

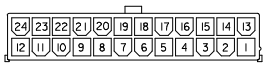

CKT. SIZE 24



CKT. SIZE 2

"#" CONSULT FACTORY FOR AVAILABILITY

	BULK PACKED PLATING=TIN 2.2 COLOR=BLACK		BULK PACKED PLATING=GOLD 2.3 COLOR=BEIGE		TAPE & REEL PACKED PLATING=TIN 2.2 COLOR=BEIGE		BULK PACKED PLATING=TIN 2.2 COLOR=BEIGE	
#	87427-2492	24	87427-2448	24	# 87427-2432	24	87427-2442	24
#	87427-2292	22	87427-2248	22	# 87427-2232	22	87427-2242	22
#	87427-2092	20	87427-2048	20	# 87427-2032	20	87427-2042	20
#	87427-1892	18	87427-1848	18	# 87427-1832	18	87427-1842	18
#	87427-1692	16	87427-1648	16	# 87427-1632	16	87427-1642	16
#	87427-1492	14	87427-1448	14	87427-1432	14	87427-1442	14
#	87427-1292	12	87427-1248	12	# 87427-1232	12	87427-1242	12
#	87427-1092	10	87427-1048	10	87427-1032	10	87427-1042	10
#	87427-0892	8	87427-0848	8	87427-0832	8	87427-0842	8
#	87427-0692	6	87427-0648	6	36633-0010	6	87427-0642	6
#	87427-0492	4	87427-0448	4	36633-0009	4	87427-0442	4
#	87427-0292	2	87427-0248	2	36633-0008	2	87427-0242	2
	ENG. NO.	CKT. SIZE	ENG. NO.	CKT. SIZE	ENG. NO.	CKT. SIZE	ENG. NO.	CKT. SIZE

SEE SHEET 1
EC NO: UCP2017-1059 2016/11/08
DRWN:CSLAFTER 2016/11/08
CHKD:JBELL 2017/02/06
APPR:FSMITH
DESCRIPTION
E4
REV

QUALITY SYMBOLS
$\frac{E}{A}$=0
$\frac{E}{C}$=0
$\frac{E}{P}$=0

GENERAL TOLERANCES (UNLESS SPECIFIED)

	mm	INCH
4 PLACES	± ---	± ---
3 PLACES	± ---	± ---
2 PLACES	± 0.20	± ---
1 PLACE	± ---	± ---
0 PLACE	± ---	± ---

ANGULAR ±---°
DRAFT WHERE APPLICABLE MUST REMAIN WITHIN DIMENSIONS

DIMENSION STYLE: MM ONLY
SCALE: 2:1
DESIGN UNITS: METRIC
THIRD ANGLE PROJECTION

DRAWN BY: SAM.C DATE: 960401
CHECKED BY: DATE:
APPROVED BY: FSMITH DATE: 2010/10/04
MATERIAL NO.: SEE CHART

TITLE: 4.2MM W-T-B VERT. HEADER W/O FLANGES MINI-FIT JR

molex

DOCUMENT NO.: SD-87427-**4*
SHEET NO.: 2 OF 2
SIZE: B

THIS DRAWING CONTAINS INFORMATION THAT IS PROPRIETARY TO MOLEX INCORPORATED AND SHOULD NOT BE USED WITHOUT WRITTEN PERMISSION

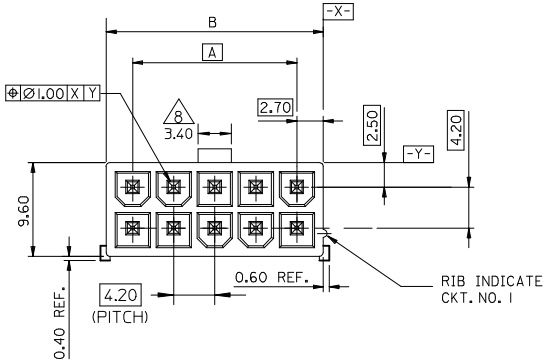

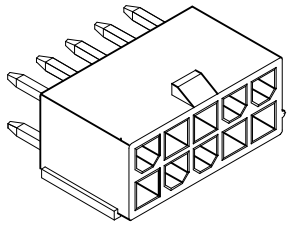

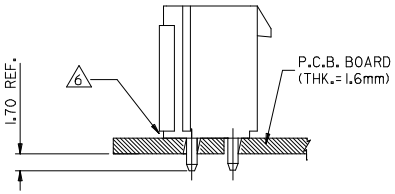

RECOMMENDED INSTALLATION PATTERN

B	A	CKT. SIZE
51.60±0.55	46.20	24
47.40±0.55	42.00	22
43.20±0.50	37.80	20
39.00±0.45	33.60	18
34.80±0.35	29.40	16
30.60±0.30	25.20	14
26.40±0.30	21.00	12
22.20±0.30	16.80	10
18.00±0.30	12.60	8
13.80±0.25	8.40	6
9.60±0.25	4.20	4
5.40±0.20	--	2

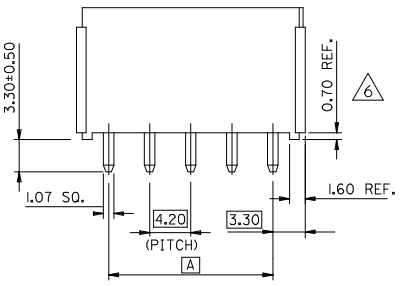

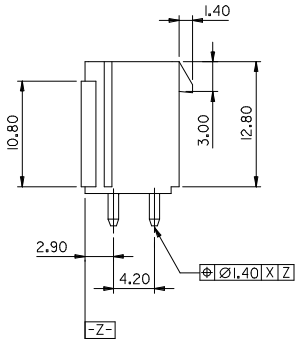

LEGEND

36633-**** SEE SHEET 2 FOR CKT SIZE, PKG, PLATING, & HSG COLOR OPTIONS.

87427-****
- CKT. SIZE
- PLATING OPTIONS
  - 2 = NOTE 2.2
  - 8 = NOTE 2.3
- COLOR & PACKAGING
  - 3 = BEIGE, TAPE & REEL PACKED 4
  - 4 = BEIGE, BULK PACKED 4
  - 9 = BLACK, BULK PACKED 4

NOTES

1. MATERIALS:
   - HEADER: NYLON 46, UL94V-0, COLOR SEE LEGEND.
   - PIN: BRASS
2. FINISH- PLATING OF PIN:
   - 2.2 .00254 MIN. MATTE TIN OVER .00127 MIN. NICKEL
   - 2.3 0.00076 MIN. SELECT GOLD AND 0.00254 MIN.SELECT MATTE TIN OVER 0.00127 MIN. NICKEL OVERALL
3. PRODUCT SPECIFICATION: PS-87427-0001.
4. PACKAGING SPECIFICATION : BULK PACK PER PK-87427-004. TAPE & REEL PACK PER PK-87427-009
5. MATES WITH: MINI-FIT JR. RECEPTACLE SERIES 5557.
6. HOUSING STANDOFF (0.70mm REF)
7. THESE PARTS CONFORM TO CLASS "B" REQUIREMENTS OF' COSMETIC SPECIFICATION PS-45499-002.
8. THIS DIMENSION IS 4.2 ON 2 CKT PARTS.
9. DISCOLORATION IN THE BANDOLIER CARRIER AREA OF THE PIN IS INHERENT TO THE PLATING PROCESS AND IS DUE TO THE MASKING EFFECT OF THE CARRIER. THIS DISCOLORATION IS IN A NON-FUNCTIONAL AREA OF THE PIN AND WILL NOT AFFECT THE PERFORMANCE OF THE HEADER ASSEMBLY.
10. PARTS ARE NOT DESIGNED FOR CURRENT SHARING.
11. CONNECTORS ARE NOT TO BE MATED AND UNMATED WHILE CIRCUITS ARE LIVE.

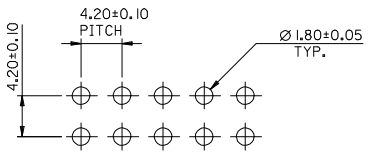

RECOMMENDED P.C.B. LAYOUT

EDIT NOTE 4
EC NO: UCP2017-1059 2016/11/08
DRWN:CSLAFTER 2016/11/08
CH'KD:JBELL 2017/02/06
APPR:FSMITH
DESCRIPTION
E4
REV

QUALITY SYMBOLS
F_A=0
F_C=0
F_P=0

GENERAL TOLERANCES (UNLESS SPECIFIED)

	mm	INCH
4 PLACES	± ---	± ---
3 PLACES	± ---	± ---
2 PLACES	± 0.20	± ---
1 PLACE	± ---	± ---
0 PLACE	± ---	± ---
ANGULAR	±---°	

DRAFT WHERE APPLICABLE MUST REMAIN WITHIN DIMENSIONS

DIMENSION STYLE: MM ONLY
SCALE: 4:1
DESIGN UNITS: METRIC
THIRD ANGLE PROJECTION

DRAWN BY: SAM.C DATE: 960401
CHECKED BY: DATE:
APPROVED BY: FSMITH DATE: 2010/10/04
MATERIAL NO.: SEE CHART

TITLE: 4.2MM W-T-B VERT. HEADER W/O FLANGES MINI-FIT JR

molex

DOCUMENT NO.: SD-87427-**4*
SHEET NO.: 1 OF 2

SIZE: B

THIS DRAWING CONTAINS INFORMATION THAT IS PROPRIETARY TO MOLEX INCORPORATED AND SHOULD NOT BE USED WITHOUT WRITTEN PERMISSION

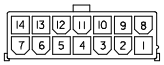

CKT. SIZE 14

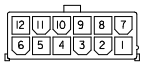

CKT. SIZE 12

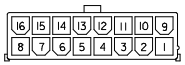

CKT. SIZE 16

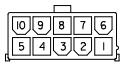

CKT. SIZE 10

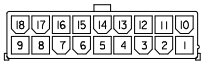

CKT. SIZE 18

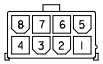

CKT. SIZE 8

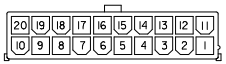

CKT. SIZE 20



CKT. SIZE 6

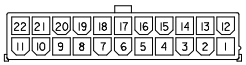

CKT. SIZE 22



CKT. SIZE 4

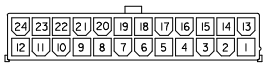

CKT. SIZE 24



CKT. SIZE 2

"#" CONSULT FACTORY FOR AVAILABILITY

	BULK PACKED PLATING=TIN 2.2 COLOR=BLACK		BULK PACKED PLATING=GOLD 2.3 COLOR=BEIGE		TAPE & REEL PACKED PLATING=TIN 2.2 COLOR=BEIGE		BULK PACKED PLATING=TIN 2.2 COLOR=BEIGE	
#	87427-2492	24	87427-2448	24	# 87427-2432	24	87427-2442	24
#	87427-2292	22	87427-2248	22	# 87427-2232	22	87427-2242	22
#	87427-2092	20	87427-2048	20	# 87427-2032	20	87427-2042	20
#	87427-1892	18	87427-1848	18	# 87427-1832	18	87427-1842	18
#	87427-1692	16	87427-1648	16	# 87427-1632	16	87427-1642	16
#	87427-1492	14	87427-1448	14	87427-1432	14	87427-1442	14
#	87427-1292	12	87427-1248	12	# 87427-1232	12	87427-1242	12
#	87427-1092	10	87427-1048	10	87427-1032	10	87427-1042	10
#	87427-0892	8	87427-0848	8	87427-0832	8	87427-0842	8
#	87427-0692	6	87427-0648	6	36633-0010	6	87427-0642	6
#	87427-0492	4	87427-0448	4	36633-0009	4	87427-0442	4
#	87427-0292	2	87427-0248	2	36633-0008	2	87427-0242	2
	ENG. NO.	CKT. SIZE	ENG. NO.	CKT. SIZE	ENG. NO.	CKT. SIZE	ENG. NO.	CKT. SIZE

SEE SHEET 1
EC NO: UCP2017-1059 2016/11/08
DRWN:CSLAFTER 2016/11/08
CHKD:JBELL 2017/02/06
APPR:FSMITH
DESCRIPTION
E4
REV

QUALITY SYMBOLS
$\frac{E}{A}$=0
$\frac{E}{C}$=0
$\frac{E}{P}$=0

GENERAL TOLERANCES (UNLESS SPECIFIED)

	mm	INCH
4 PLACES	± ---	± ---
3 PLACES	± ---	± ---
2 PLACES	± 0.20	± ---
1 PLACE	± ---	± ---
0 PLACE	± ---	± ---

ANGULAR ±---°
DRAFT WHERE APPLICABLE MUST REMAIN WITHIN DIMENSIONS

DIMENSION STYLE: MM ONLY
SCALE: 2:1
DESIGN UNITS: METRIC
THIRD ANGLE PROJECTION

DRAWN BY: SAM.C DATE: 960401
CHECKED BY: DATE:
APPROVED BY: FSMITH DATE: 2010/10/04
MATERIAL NO.: SEE CHART

TITLE: 4.2MM W-T-B VERT. HEADER W/O FLANGES MINI-FIT JR

molex

DOCUMENT NO.: SD-87427-**4*
SHEET NO.: 2 OF 2
SIZE: B

THIS DRAWING CONTAINS INFORMATION THAT IS PROPRIETARY TO MOLEX INCORPORATED AND SHOULD NOT BE USED WITHOUT WRITTEN PERMISSION