6PCV-09-006 ✔ ACTIVE

Buchanan | BUCHANAN 6 Series

TE Internal #: 2-1437653-5

9 Position Barrier Strip, Tri-Barrier, Printed Circuit Pin Bottom Termination, Wire-to-Board, 9.53 mm [.375 in] Centerline, 1 Row, BUCHANAN 6 Series

View on TE.com >

Connectors > Terminal Blocks & Strips > Barrier Strips



Barrier Strip Style: **Tri-Barrier**

Bottom Termination Type: **Printed Circuit Pin**

Connector System: **Wire-to-Board**

Number of Positions: **9**

Centerline (Pitch): **9.53 mm [.375 in]**

Features

Product Type Features

Block Style	Flat Bottom with standoffs
Connector System	Wire-to-Board
Connector & Contact Terminates To	Printed Circuit Board

Configuration Features

Number of Levels	1
Number of Positions	9
Number of Rows	1

Electrical Characteristics

Operating Voltage	300 V, 600 V

Body Features

Primary Product Color	Black
Product Orientation	Vertical
Barrier Strip Style	Tri-Barrier

Contact Features

Contact Base Material	Copper Alloy
PCB Contact Termination Area Plating Material	Tin
Contact Current Rating (Max)	5 A, 25 A

Termination Features

Bottom Termination Type	Printed Circuit Pin

Mechanical Attachment

Top Termination Type	Wire Clamp Combo Head
Mounting Options	None
Screw Plating Material	Zinc Chromate
Screw Material	Steel
Thread Size	6-32
Screw Head Type	Combo Phil-Slot
Connector Mounting Type	Board Mount

Housing Features

Housing Material	Thermoplastic
Centerline (Pitch)	9.53 mm[.375 in]

Dimensions

Product Length	87.27 mm[3.436 in]
Wire Size	22 – 12 AWG

Operation/Application

Circuit Application	Power

Industry Standards

UL Flammability Rating	UL 94V-0

Packaging Features

Packaging Method	Package
Packaging Quantity	100

Product Compliance

For compliance documentation, visit the product page on TE.com>

EU RoHS Directive 2011/65/EU	Compliant
EU ELV Directive 2000/53/EC	Compliant

China RoHS 2 Directive MIIT Order No 32, 2016	有害物质含量符合标准要求 No Restricted Substance(s) Above Threshold
EU REACH Regulation (EC) No. 1907/2006	Current ECHA Candidate List: JUNE 2025 (250) Candidate List Declared Against: JUNE 2025 (250) Does not contain REACH SVHC
Halogen Content	Low Halogen - Br, Cl, F < 900 ppm per homogenous material. Also BFR/CFR/PVC Free
Solder Process Capability	Wave solder capable to 265°C

Product Compliance Disclaimer

This information is provided based on reasonable inquiry of our suppliers and represents our current actual knowledge based on the information they provided. This information is subject to change. The part numbers that TE has identified as EU RoHS compliant have a maximum concentration of 0.1% by weight in homogenous materials for lead, hexavalent chromium, mercury, PBB, PBDE, DBP, BBP, DEHP, DIBP, and 0.01% for cadmium, or qualify for an exemption to these limits as defined in the Annexes of Directive 2011/65/EU (RoHS2). Finished electrical and electronic equipment products will be CE marked as required by Directive 2011/65/EU. Components may not be CE marked. Additionally, the part numbers that TE has identified as EU ELV compliant have a maximum concentration of 0.1% by weight in homogenous materials for lead, hexavalent chromium, and mercury, and 0.01% for cadmium, or qualify for an exemption to these limits as defined in the Annexes of Directive 2000/53/EC (ELV). Regarding the REACH Regulation, the information TE provides on SVHC in articles for this part number is based on the latest European Chemicals Agency (ECHA) 'Guidance on requirements for substances in articles' posted at this URL: https://echa.europa.eu/guidance-documents/guidance-on-reach

Also in the Series | BUCHANAN 6 Series



Barrier Strips(59)

Customers Also Bought

TE Part #DT06-6S-EP11
PLG, 6P, BLK, N, SEAL RET, XCAP

TE Part #11031946-00
GLASS NTC THERMISTOR

TE Part #4828-008-8605
BKSHL, 86P, BLK, HORIZONTAL, DRCP

TE Part #141708-1
MOD-4 REC.CONT.SCP.

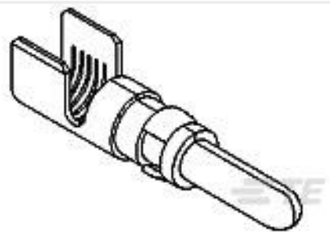

TE Part #213845-3
POWERBAND CONT ASSY,SILVER PLT



TE Part #222163-1
BUSHING INSULATING

TE Part #284514-2
2 POS TERMI-BLOK HDR DIR. POL.

TE Part #5-520315-6
TRIOMATE ASSY V 6P L=3.556LDFR

TE Part #5-794677-0
20POS MICRO MNL ASSY,R/A,THRU

TE Part #6-1393144-8
K10P-11D55-24=K10/K20

Documents

Product Drawings

6PCV-09-006=6PCV ASSEMBLY

English

CAD Files

Customer View Model

ENG_CVM_CVM_2-1437653-5_P.2d_dxf.zip

English

3D PDF

3D

Customer View Model

ENG_CVM_CVM_2-1437653-5_P.3d_igs.zip

English

Customer View Model

ENG_CVM_CVM_2-1437653-5_P.3d_stp.zip

English

By downloading the CAD file I accept and agree to the Terms and Conditions of use.

Datasheets & Catalog Pages

1-1773458-2_BARRIER_STRIPS_QUICK_REFERENCE_GUIDE

English

Agency Approvals

UL

English