Multi-Turn Trimmer

Model 68

Features:

- 3/8” square
- Cermet

Electrical

Standard Resistance Range	10 Ohms to 2 Megohms
Standard Resistance Tolerance	±10% (<100 Ohms = ±20%)
Input Voltage	200 Vdc Max. or rms not to exceed power rating
Slider Current	100 mA Max. or within rated power, whichever is less
Power Rating	0.5 Watts at 85°C derating to 0 at 125°C
End Resistance	2 Ohms Max.
Actual Electrical Travel	20 turns nominal
Dielectric Strength	900 Vrms
Insulation Resistance	1,000 Megohms Min.
Resolution	Essentially infinite
Contact Resistance Variation	1% or 1 Ohm Max., whichever is greater

Environmental

Seal	85°C Fluorinert® (No Leaks)
Temperature Coefficient	±100 ppm/°C (<100 Ohms = ±250 ppm/°C)
Operating Temperature Range	−55°C to +125°C
Thermal Shock	Five cycles −55°C to +125°C (1% ΔRT, 1% ΔVR)
Moisture Resistance	Ten 24 hour cycles (1% ΔRT, IR 1,000 Megohms Min.)
Shock	6 ms sawtooth, 100 G’s (1% ΔRT, 1% ΔVR)
Vibration	20 G’s, 10 to 2,000 Hz (1% ΔRT, 1% ΔVR)
High Temperature Exposure	250 hours at 125°C (2% ΔRT, 2% ΔVR)
Rotational Life	200 cycles (3% ΔRT)
Load Life	1,000 hours at 70°C & 0.5 Watts (2% ΔRT)
Resistance to Solder Heat	260°C for 10 sec. (1% ΔRT)

General Note
TT Electronics reserves the right to make changes in product specification without notice or liability. All information is subject to TT Electronics’ own data and is considered accurate at time of going to print.

© TT electronics plc

TT Electronics | BI Technologies
Circulo de la Amistad #102 PIMSA IV Mexicali B.C. Mexico C.P 21210
Ph: + 1 (714) 447-2345
www.ttelectronics.com/bi-technologies

Mechanical

Mechanical Stops	Clutch action, both ends
Torque, Starting	5 oz.-in. Max. (0.035 N-m)
Weight	0.04 oz. nominal (1.1 grams)

Packaging Information

Standard (no code): Boxes. Capacity = 100 units for 68W. 50 units for all other pin styles.

Option (TR code, available for 68W & 68X only): Tape & Reel. All units oriented with #1 pin to the right of the direction of feed.

Tape	Width =	18 mm
	Sprocket =	Single hole, 0.050" spacing
	Capacity =	1,000 units
	Seat plane to centerline of sprocket hole =	0.71" (18 mm)
Reel	Diameter =	14" (363 mm)

Option (AP code, available for 68W & 68X only): Ammo Pack. All units oriented with #1 pin to the right of the direction of feed.

Ammo	Tape Fold =	12" (305 mm)
	Box =	1.8" x 13" x 10" (46 mm x 330 mm x 254 mm)

Option (TB code): Tubes. All units oriented with #1 pin to same side. Tube capacity = 50 units.

	Pin Style	P	W	X
Dimensions	Width =	0.57"	0.33"	0.33"
	Height =	0.66"	0.90"	0.90"
	Length =	20.9"	20.4"	24.4"

Ordering Information

68 P F R 10K LF XX

- 68 — Model Series
- P — Pin Style
- F — Optional 0.70" lead length for AP & TR packaging, pin style W & X only
- R — Resistance Prefix
- 10K — Resistance Value
- LF — Optional RoHS compliant product code
- XX — Packaging Option:
  - no code = Box (standard)
  - TR = Tape & Reel (Pin Styles W, X only)
  - AP = Ammo Pack
  - TB = Tubes (Pin Styles P, W, X only)

General Note
TT Electronics reserves the right to make changes in product specification without notice or liability. All information is subject to TT Electronics' own data and is considered accurate at time of going to print.

© TT electronics plc

TT Electronics | BI Technologies
Circulo de la Amistad #102 PIMSA IV Mexicali B.C. Mexico C.P 21210
Ph: + 1 (714) 447-2345
www.ttelectronics.com/bi-technologies

Outline Drawings

TOP ADJUSTMENT

Model 68W

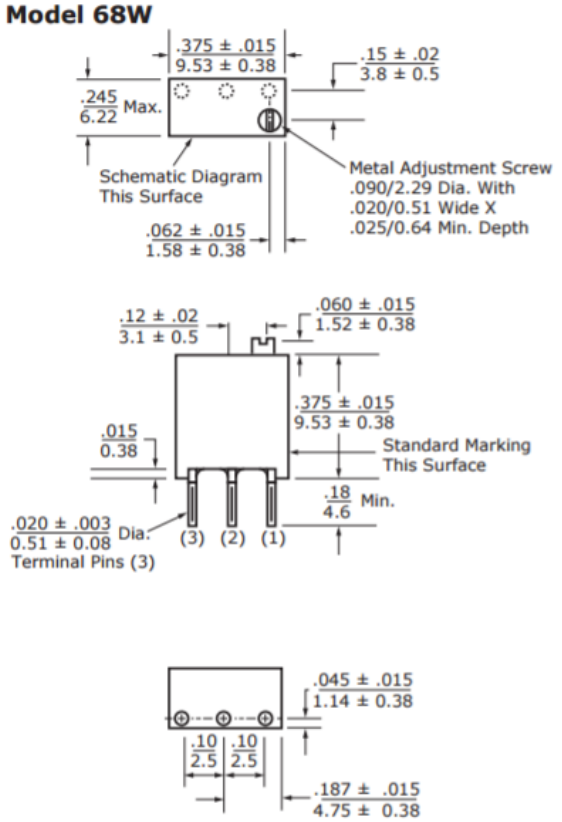

SIDE ADJUSTMENT

Model 68X

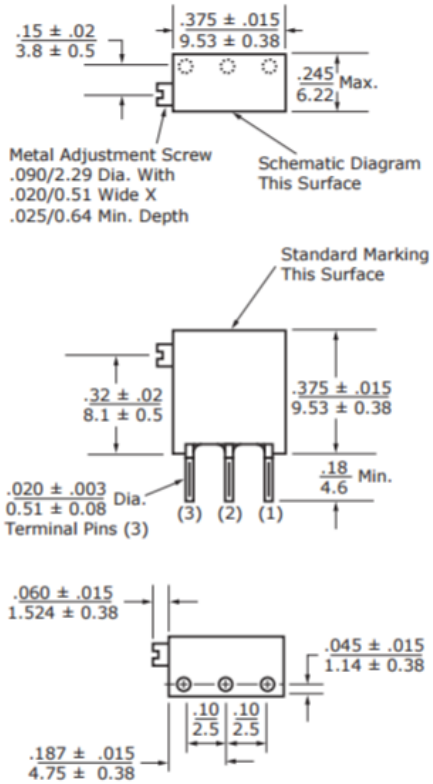

SIDE ADJUSTMENT

Model 68P

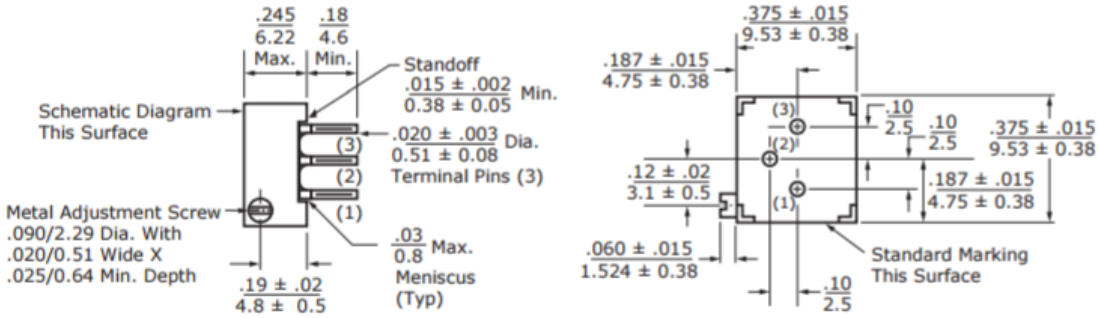

General Note
TT Electronics reserves the right to make changes in product specification without notice or liability. All information is subject to TT Electronics' own data and is considered accurate at time of going to print.

TT Electronics | BI Technologies
Circulo de la Amistad #102 PIMSA IV Mexicali B.C. Mexico C.P 21210
Ph: + 1 (714) 447-2345
www.ttelectronics.com/bi-technologies

© TT electronics plc

Circuit Diagram

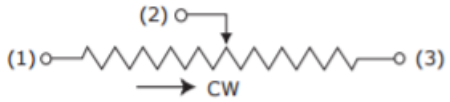

Standard Resistance Values

10	200	5K	50K	500K
20	500	10K	100K	1Meg
50	1K	20K	200K	2Meg
100	2K	25K	250K	

General Note
TT Electronics reserves the right to make changes in product specification without notice or liability. All information is subject to TT Electronics' own data and is considered accurate at time of going to print.

© TT electronics plc

TT Electronics | BI Technologies
Circulo de la Amistad #102 PIMSA IV Mexicali B.C. Mexico C.P 21210
Ph: + 1 (714) 447-2345
www.ttelectronics.com/bi-technologies