

HT-SCE

High Temperature
HEAT SHRINK IDENTIFICATION SYSTEM

Technical Datasheet

TTDS-020 Revision 5 - Dec' 2022

HT-SCE, High temperature, low vacuum outgassing, Heat shrink sleeves for the identification of wire and cables.

HT-SCE heat shrink identification sleeving is designed for use in high temperature applications or where extreme resistance to fuels, lubricants and cleaning solvents is required. HT-SCE is ideal for applications where low-vacuum outgassing is of high importance. These identification sleeves are made of highly flame retardant, heat-shrinkable fluoropolymer tubing.

HT-SCE Heat Shrink Identification Marker Sleeving is available as part of a complete identification system. The system comprises specific printers, thermal transfer ribbons and WINTOTAL software.

Features

- High Temperature
- Low Vacuum Outgassing
- Extreme Fluid Resistance
- Self-extinguishing, non-flame propagating
- Resistant to key rail, industrial and military fluids (defined by RW-2512)
- Designed for rugged environments
- Military grade performance
- Pre-termination Cable Identification
- Sleeve diameters from 2.4mm to 38.1mm
- Shrink ratio 2:1 (2.4mm 3:1)

Design for Environment

- Does not contain any declarable or prohibited substances from the UNIFE Railway Industry Substances List
- Further information and a downloadable declaration covering RoHS and REACH compliance can be found at the TE Product Compliance Support Centre:
- http://www.te.com/usa-en/utilities/product-compliance.html

Temperature Rating

- –55°C (-67°F) to 225°C (437°F)

Shelf Life

- Refer to TE document 408-121006, Cable Identification Shelf Life Document

Applications



Specifications / Approvals

TE Connectivity Standard	**RW-2512**
Rail	**EN45545-2**, Hazard Classifications 1, 2 and 3, In accordance with requirement set R24
	NFPA 130 Standard for Fixed Guideway Transit and Passenger Rail Systems, Fire protection requirements, Interior Fire Propagation Resistance
	Federal Railroad Administration, DOT, Appendix B to Part 238, Test Methods and Performance Criteria for the Flammability and Smoke Emission Characteristics of Materials used in Passenger Cars and Locomotive Cabs
	SHAZAINENNSHI, Japan Railway Rolling Stock & Machinery Association 2003 Classification 'Flame Retardant' Serial number 2015-167K
Military and Aerospace	**ASTM E 595**, Standard test Method for Total Mass Loss and Collected Volatile Condensable Materials from Outgassing in Vacuum Environment

Print Performance

- MIL 202 Method 215, Resistance to Solvents
- SAE AS 5942, Marking of Electrical Insulating Materials, Adherence

Where possible, TE have tested product as a finished item, including the print. Operational tests are followed by an assessment of mark adherence to validate fit form and function. Further details can be found in TE standard RW-2512.

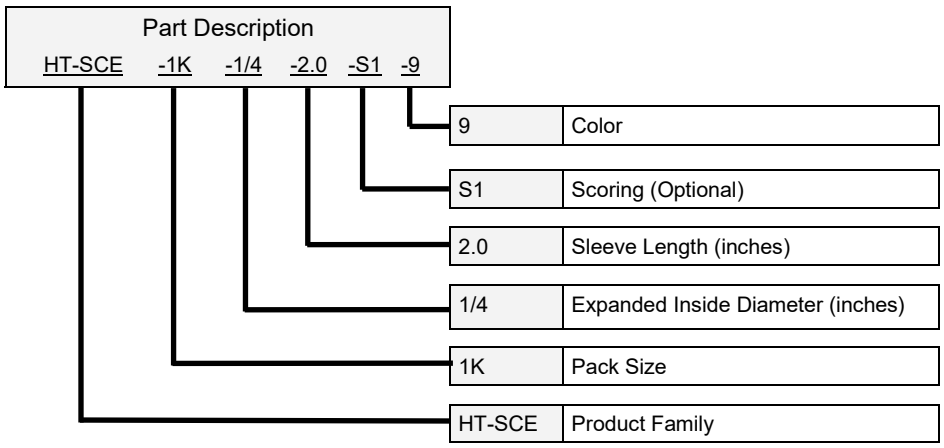

Available Options

Pre-scoring

Perforated score to produce multiple marker sleeves from each HT-SCE sleeve

1 Pre-score	Code	S1
2 Pre-scores	Code	S2

Packaging sizes

<blank>	250 piece packs available for all sizes
1K	1000 piece reels available for all sizes up to 25.4 (1)
2.5K	2500 piece reels available for sizes 4.8 (3/16) up to 25.4 (1)
5K	5000 piece reels available for sizes 2.4 (3/32) and 3.2 (1/8)

Colors

Color	Yellow	White	Black
Code	4	9	0
Color	Blue	Pink	
Code	6	2L	

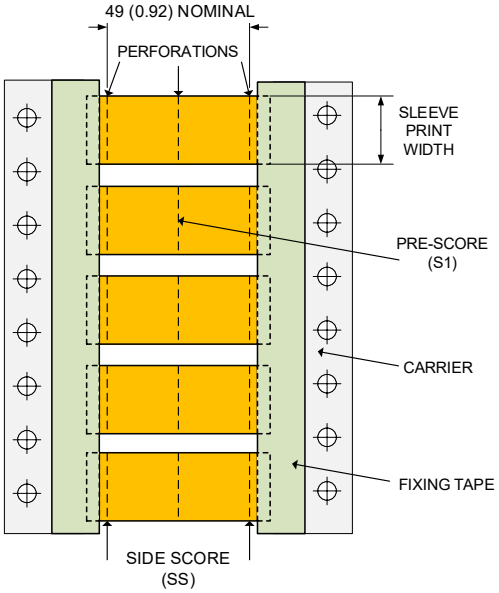

Dimensions in mm (inches)

Specify product name, pack size (leave blank for 250), sleeve size (in inches), sleeve length (always 2.0), pre-score (leave blank if not required) and color

Ordering Example: HT-SCE-1K-1/4-2.0-S1-9

Ordering Information

Ordering description	Inside diameter				Recommended cable diameter use range	
	As supplied (minimum)		After recovery (Maximum)			
	mm	inches	mm	inches	mm	inches
HT-SCE - <pack size> - 3/32 - 2.0 - <score> - <color>	2.36	0.093	0.79	0.031	0.80 to 1.90	0.031 to 0.075
HT-SCE - <pack size> - 1/8 - 2.0 - <score> - <color>	3.18	0.125	1.58	0.062	1.57 to 2.54	0.062 to 0.100
HT-SCE - <pack size> - 3/16 - 2.0 - <score> - <color>	4.75	0.187	2.38	0.094	2.40 to 3.84	0.094 to 0.151
HT-SCE - <pack size> - 1/4 - 2.0 - <score> - <color>	6.35	0.250	3.18	0.125	3.20 to 5.12	0.126 to 0.236
HT-SCE - <pack size> - 3/8 - 2.0 - <score> - <color>	9.53	0.375	4.76	0.188	4.75 to 7.60	0.177 to 0.299
HT-SCE - <pack size> - 1/2 - 2.0 - <score> - <color>	12.7	0.500	6.35	0.250	6.35 to 10.16	0.250 to 0.400
HT-SCE - <pack size> - 3/4 - 2.0 - <score> - <color>	19.0	0.750	9.53	0.375	9.53 to 15.52	0.335 to 0.600
HT-SCE - <pack size> - 1 - 2.0 - <score> - <color>	25.4	1.000	12.7	0.500	12.7 to 20.32	0.500 to 0.800
HT-SCE - <pack size> - 1 -1/2 - 2.0 - <score> - <color>	38.1	1.500	19.0	0.750	19.0 to 30.48	0.750 to 1.200



Printer Information

Print quality and print performance can only be guaranteed when specific TE printer and ribbons are used.

The current list of printers and ribbons can be found in TE document 411-121005 ‘Identification Printer Product Ribbon Matrix’.

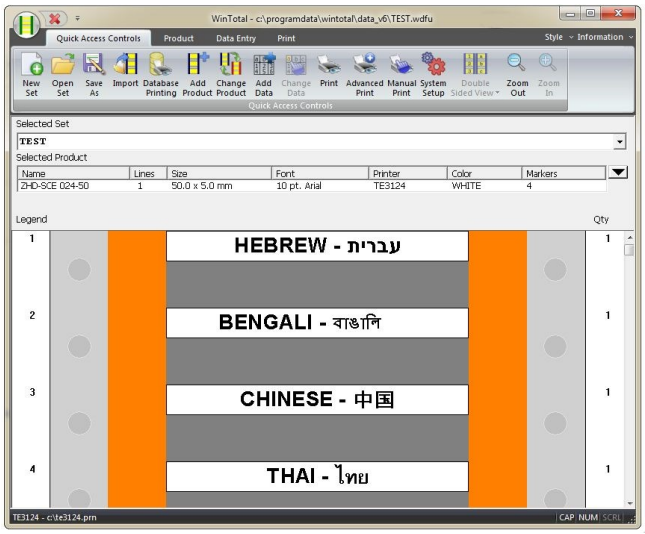

Software

WINTOTAL software, available to download for a 14 day evaluation period from the Identification Printer Software page:

http://www.te.com/usa-en/products/identification-labeling/printers-software-and-accessories/printing-software/wintotal.html?tab=pgp-story

Contact your local support representative for further information. Contact details can be found in TE Document 411-121057

Go to http://www.te.com and use the search tool to download documents



www.te.com

TE Connectivity, TE Connectivity (logo) and Every Connection Counts are trademarks. All other logos, products and/or company names referred to herein might be trademarks of their respective owners.

The information given herein, including drawings, illustrations and schematics which are intended for illustration purposes only, is believed to be reliable. However, TE Connectivity makes no warranties as to its accuracy or completeness and disclaims any liability in connection with its use. TE Connectivity's obligations shall only be as set forth in TE Connectivity's Standard Terms and Conditions of Sale for this product and in no case will TE Connectivity be liable for any incidental, indirect or consequential damages arising out of the sale, resale, use or misuse of the product. Users of TE Connectivity products should make their own evaluation to determine the suitability of each such product for the specific application.

© 2022 TE Connectivity Ltd. family of companies All Rights Reserved.