514523-E ✔ ACTIVE

ERNI | ERNI MicroBridge

TE Internal #: 514523-E

PCB Mount Header, Right Angle, Cable-to-Board, 6 Position, 1.27 mm [.05 in] Centerline, Fully Shrouded, Gold (Au), Surface Mount, ERNI MicroBridge

View on TE.com >

Connectors > PCB Connectors > PCB Headers & Receptacles




PCB Connector Type: **PCB Mount Header**

Connector System: **Cable-to-Board**

Number of Positions: **6**

Number of Rows: **1**

Centerline (Pitch): **1.27 mm [.05 in]**

Features

Product Type Features

Connector Shape	Rectangular
PCB Connector Type	PCB Mount Header
Connector System	Cable-to-Board
Header Type	Fully Shrouded
Connector & Contact Terminates To	Printed Circuit Board
Connector Product Type	Connector Assembly

Configuration Features

Number of Columns	6
Connector Contact Load Condition	Fully Loaded
Number of Loaded Positions	6
Number of Positions	6
Number of Rows	1
PCB Mount Orientation	Right Angle

Electrical Characteristics

Contact Resistance	5 mΩ
Insulation Resistance	100 MΩ

Body Features

Primary Product Color	Black

Contact Features

PCB Contact Termination Area Plating Material Thickness	4 – 6 µm[157.48 – 236.22 µin]
Contact Layout	Inline
Contact Base Material	Copper Alloy
Contact Mating Area Plating Material	Gold (Au)
Contact Type	Pin
Contact Current Rating (Max)	9 A
PCB Contact Termination Area Plating Material	Tin

Termination Features

Termination Method to PCB	Surface Mount

Mechanical Attachment

Mating Retention	With
Mating Alignment Type	Polarization Groove
Mating Retention Type	Locking
PCB Mount Alignment Type	Locating Posts
Connector Mounting Type	Board Mount
Mating Alignment	With
PCB Mount Alignment	With
PCB Mount Retention	With

Housing Features

Centerline (Pitch)	1.27 mm[.05 in]
Housing Material	Liquid Crystal Polymer (LCP)

Usage Conditions

Operating Temperature (Max)	150 °C[302 °F]
Operating Temperature Range	-40 – 150 °C[-40 – 302 °F]

Operation/Application

Shielded	No
Circuit Application	Power & Signal

Industry Standards

UL Flammability Rating	UL 94V-0

Packaging Features

Packaging Method	Tape & Reel

Product Compliance

For compliance documentation, visit the product page on TE.com>

EU RoHS Directive 2011/65/EU	Compliant
EU ELV Directive 2000/53/EC	Compliant
China RoHS 2 Directive MIIT Order No 32, 2016	有害物质含量符合标准要求 No Restricted Substance(s) Above Threshold
EU REACH Regulation (EC) No. 1907/2006	Current ECHA Candidate List: FEB 2026 (253) Candidate List Declared Against: JUNE 2025 (250) Does not contain REACH SVHC
Halogen Content	Low Bromine/Chlorine - Br and Cl < 900 ppm per homogenous material. Also BFR /CFR/PVC Free
Solder Process Capability	Not reviewed for solder process capability

Product Compliance Disclaimer

This information is provided based on reasonable inquiry of our suppliers and represents our current actual knowledge based on the information they provided. This information is subject to change. The part numbers that TE has identified as EU RoHS compliant have a maximum concentration of 0.1% by weight in homogenous materials for lead, hexavalent chromium, mercury, PBB, PBDE, DBP, BBP, DEHP, DIBP, and 0.01% for cadmium, or qualify for an exemption to these limits as defined in the Annexes of Directive 2011/65/EU (RoHS2). Finished electrical and electronic equipment products will be CE marked as required by Directive 2011/65/EU. Components may not be CE marked. Additionally, the part numbers that TE has identified as EU ELV compliant have a maximum concentration of 0.1% by weight in homogenous materials for lead, hexavalent chromium, and mercury, and 0.01% for cadmium, or qualify for an exemption to these limits as defined in the Annexes of Directive 2000/53/EC (ELV). Regarding the REACH Regulation, the information TE provides on SVHC in articles for this part number is based on the latest European Chemicals Agency (ECHA) 'Guidance on requirements for substances in articles' posted at this URL: https://echa.europa.eu/guidance-documents/guidance-on-reach

Compatible Parts

TE Part # 504315-E
MCBA 14 M * SMD 137 * 176 * GURT * J 2 5

TE Part # 514889-E
MCBA 9 M * SMD 137 * 176 * GURT * J 2 51

TE Part # 515944-E
MCBA 10 M * SMD 137 * 176 * GURT C5 J 2

TE Part # 515089-E
MCBA 5 M * SMD 137 * 176 * GURT C3 J 2 5

TE Part # 515094-E
MCBA 8 M * SMD 137 * 176 * GURT C4 J 2 5



TE Part # 515898-E
MCBA 4 M * SMD 137 * 176 * GURT C2 J 2 5

Also in the Series | ERNI MicroBridge



Board-to-Board Headers & Receptacles(13)



PCB Headers & Receptacles(23)

Rectangular Power Connectors(43)

Standard Rectangular Connectors(20)

Wire-to-Board Connector Assemblies & Housings(2)



Wire-to-Board Headers & Receptacles (2)

Customers Also Bought

TE Part #524441-E
MCBP 6 F 2 035 137 * 197 1,27 TRAY VR2 J

TE Part #5-103414-1
03 MODII HDR SRST SHRD LF

TE Part #280380-1
8P AMPMODU II SHRD HDR, RT ANG, TIN

TE Part #280523-1
12P MODU II SHRD HDR, RT ANG, TIN

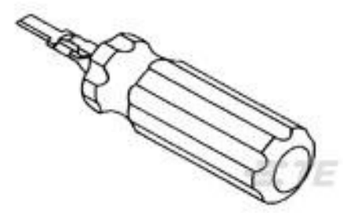

TE Part #1276565-1
EXTRACTION TOOL FOR .025 REC

TE Part #5-1579007-3
EXTRACTION TOOL

TE Part #1-1579028-5
INSERTION TOOL



TE Part #CAT-N14-RC4812
48V Ready 1.2mm Sealed Connectors

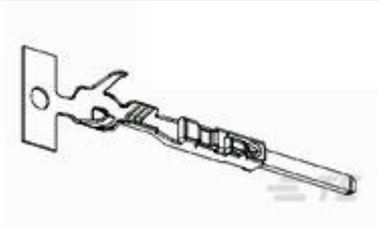

TE Part #2141114-1
MCON 1.2 CB TAB SWS SN

Documents

Product Drawings

MCBA 6 M * SMD 137 * 176 * GURT C3 J 2 5

German

CAD Files

Customer View Model

ENG_CVM_CVM_514523-E_A.3d_igs.zip

English

Customer View Model

ENG_CVM_CVM_514523-E_A.3d_stp.zip

English

Customer View Model

ENG_CVM_CVM_514523-E_A.2d_dxf.zip

English

3D PDF

3D

By downloading the CAD file I accept and agree to the Terms and Conditions of use.

Datasheets & Catalog Pages

Datasheet - ERNI MicroBridge Automotive Applications

English

Product Specifications

108-161172 MicroBridge IDC SMT

English

Qualification Results MicroBridge SMT IDC

English