504445-E ✔ ACTIVE

ERNI | ERNI MicroBridge

TE Internal #: 504445-E

PCB Mount Header, Vertical, Board-to-Board, 8 Position, 1.27 mm [.05 in] Centerline, Fully Shrouded, Gold (Au), Surface Mount, ERNI MicroBridge

View on TE.com >

Connectors > PCB Connectors > PCB Headers & Receptacles

PCB Connector Type: **PCB Mount Header**

Connector System: **Board-to-Board**

Number of Positions: **8**

Number of Rows: **1**

Centerline (Pitch): **1.27 mm [.05 in]**

Features

Product Type Features

Connector Shape	Rectangular
PCB Connector Type	PCB Mount Header
Connector System	Board-to-Board
Header Type	Fully Shrouded
Sealable	No
Connector & Contact Terminates To	Printed Circuit Board
Connector Product Type	Connector Assembly

Configuration Features

Number of Columns	8
Number of Loaded Positions	8
Connector Contact Load Condition	Fully Loaded
Number of Positions	8
Number of Rows	1
PCB Mount Orientation	Vertical

Electrical Characteristics

Insulation Resistance	100 MΩ

Body Features

Primary Product Color	Black

Contact Features

PCB Contact Termination Area Plating Material Thickness	4 – 6 µm[157.48 – 236.22 µin]
Contact Shape & Form	Rectangular
Contact Layout	Inline
Contact Mating Area Length	3.5 mm[.138 in]
Contact Base Material	Copper Alloy
Contact Mating Area Plating Material	Gold (Au)
Contact Type	Pin
Contact Current Rating (Max)	9 A
PCB Contact Termination Area Plating Material	Tin

Termination Features

Termination Method to PCB	Surface Mount

Mechanical Attachment

Mating Retention Type	Latch
Mounting Alignment Feature Length	.75 mm[.029 in]
PCB Mount Alignment Type	Locating Posts
Mating Alignment Type	Polarization Groove
Connector Mounting Type	Board Mount
Mating Alignment	With
PCB Mount Alignment	With
PCB Mount Retention	Without

Housing Features

Mating Entry Location	Top
Centerline (Pitch)	1.27 mm[.05 in]
Housing Material	PPA

Dimensions

Connector Width	7 mm[.275 in]
Connector Height	7.8 mm[.307 in]

Connector Length	14.39 mm[.566 in]

Usage Conditions

Operating Temperature (Max)	150 °C[302 °F]
Operating Temperature Range	-40 – 150 °C[-40 – 302 °F]

Operation/Application

Circuit Application	Power & Signal

Industry Standards

Compatible With Agency/Standards Products	DIN, UL
UL Flammability Rating	UL 94V-0

Packaging Features

Packaging Method	Tape & Reel

Product Compliance

For compliance documentation, visit the product page on TE.com>

EU RoHS Directive 2011/65/EU	Compliant
EU ELV Directive 2000/53/EC	Compliant
China RoHS 2 Directive MIIT Order No 32, 2016	有害物质含量符合标准要求 No Restricted Substance(s) Above Threshold
EU REACH Regulation (EC) No. 1907/2006	Current ECHA Candidate List: FEB 2026 (253) Candidate List Declared Against: JUNE 2025 (250) Does not contain REACH SVHC
Halogen Content	Low Bromine/Chlorine - Br and Cl < 900 ppm per homogenous material. Also BFR /CFR/PVC Free
Solder Process Capability	Not reviewed for solder process capability

Product Compliance Disclaimer

This information is provided based on reasonable inquiry of our suppliers and represents our current actual knowledge based on the information they provided. This information is subject to change. The part numbers that TE has identified as EU RoHS compliant have a maximum concentration of 0.1% by weight in homogenous materials for lead, hexavalent chromium, mercury, PBB, PBDE, DBP, BBP, DEHP, DIBP, and 0.01% for cadmium, or qualify for an exemption to these limits as defined in the Annexes of Directive 2011/65/EU (RoHS2). Finished electrical and electronic equipment products will be CE marked as required by Directive 2011/65/EU. Components may not be CE marked. Additionally, the part numbers that TE has identified as EU ELV compliant have a maximum concentration of 0.1% by weight in homogenous materials for lead, hexavalent chromium, and mercury, and 0.01% for cadmium, or qualify for an exemption to these limits as defined in the Annexes of Directive 2000/53/EC (ELV). Regarding the REACH Regulation, the information TE provides on SVHC in articles for this part number is based on the latest European Chemicals Agency (ECHA) 'Guidance on requirements for substances in articles' posted at this URL: https://echa.europa.eu/guidance-documents/guidance-on-reach

Compatible Parts

TE Part # 504425-E
MCBP 6 M * SMD 137 * 197 * GU-H * J 2 50

TE Part # 505078-E
MCBA 8 F * 035 137 * 197 1,27 TRAY VR2 J

TE Part # 544641-E
MCBP 8 F 2 022 137 * 197 1,27 TRAY VR2 J

TE Part # 544325-E
MCBA 8 F * FFC 137 197 * TRAY VR2 MICROB

TE Part # 504385-E
MCBP 4 M * SMD 137 * 197 * GU-H * J 2 50

TE Part # 524451-E
MCBP 8 F 2 035 137 * 197 1,27 TRAY VR2 J



TE Part # 504345-E
MCBP 2 M * SMD 137 * 197 * GU-H * J 2 50

TE Part # 504405-E
MCBP 5 M * SMD 137 * 197 * GU-H * J 2 50

Also in the Series | ERNI MicroBridge



Board-to-Board Headers & Receptacles(13)



PCB Headers & Receptacles(23)

Rectangular Power Connectors(43)



Standard Rectangular Connectors(20)

Wire-to-Board Connector Assemblies & Housings(2)



Wire-to-Board Headers & Receptacles (2)

Customers Also Bought

TE Part #474810-E
SRCA 1,27 6 M 1-KS SMD 137 E1 094 * GURT

TE Part #6-147729-6
17 MODIV VRT SR SFMNT SN

TE Part #7-147729-0
21 MODIV VRT SR SFMNT SN

TE Part #3-647502-3
03P MTA100 HDR ASSY,SM,SN, LF

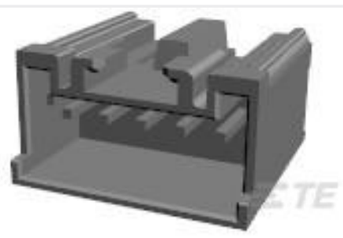

TE Part #917725-1
2.5 SIGNAL D/LOCK HDR ASSY 5P

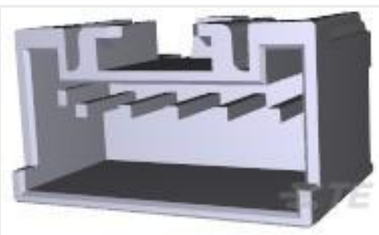

TE Part #917783-1
2.5 S.D.L POST HDR ASY 5P STD

TE Part #1-1355211-2
8P,TAB0.63X0.63,HDR,180DEG,SLDR, COD A

TE Part #1415899-9
RZ01-1C4-D009



TE Part #2317525-1
2X5POS,NANOMQS,HDR ASSY, 180DEG,SMD,COD A

TE Part #2350434-3
3P RAST2.5 TAB HEADER WO PEG

Documents

CAD Files

Customer View Model
ENG_CVM_CVM_504445-E_1.3d_stp.zip
English

Customer View Model
ENG_CVM_CVM_504445-E_1.2d_dxf.zip
English

Customer View Model
ENG_CVM_CVM_504445-E_1.3d_igs.zip
English

3D PDF

3D

By downloading the CAD file I accept and agree to the Terms and Conditions of use.

Datasheets & Catalog Pages

Datasheet - ERNI MicroBridge Automotive Applications

English

Product Specifications

108-161172 MicroBridge IDC SMT

English

Qualification Results MicroBridge SMT IDC

English