474820-E ✔ ACTIVE

ERNI | ERNI MiniBridge

TE Internal #: 474820-E

PCB Mount Header, Vertical, Cable-to-Board, 12 Position, 1.27 mm [.05 in] Centerline, Fully Shrouded, Gold (Au), Surface Mount, ERNI MiniBridge

View on TE.com >

Connectors > PCB Connectors > PCB Headers & Receptacles

PCB Connector Type: **PCB Mount Header**

Connector System: **Cable-to-Board**

Number of Positions: **12**

Number of Rows: **1**

Centerline (Pitch): **1.27 mm [.05 in]**

Features

Product Type Features

Connector Shape	Rectangular
PCB Connector Type	PCB Mount Header
Connector System	Cable-to-Board
Header Type	Fully Shrouded
Connector & Contact Terminates To	Printed Circuit Board
Connector Product Type	Connector Assembly

Configuration Features

Number of Columns	12
Number of Loaded Positions	12
Connector Contact Load Condition	Fully Loaded
Number of Positions	12
Number of Rows	1
PCB Mount Orientation	Vertical

Body Features

Primary Product Color	Black

Contact Features

PCB Contact Termination Area Plating Material Thickness	4 – 6 µm[157.48 – 236.22 µin]
Contact Shape & Form	Rectangular
Contact Layout	Inline
Contact Mating Area Length	2.2 mm[.087 in]
Contact Base Material	Copper Alloy
Contact Mating Area Plating Material	Gold (Au)
Contact Type	Pin
Contact Current Rating (Max)	5.8 A
PCB Contact Termination Area Plating Material	Tin

Termination Features

Termination Method to PCB	Surface Mount

Mechanical Attachment

Mating Retention Type	Friction Lock
Mounting Alignment Feature Length	.75 mm[.029 in]
Mating Retention	With
Mating Alignment Type	Polarization
PCB Mount Alignment Type	Pegs
Connector Mounting Type	Board Mount
Mating Alignment	With
PCB Mount Alignment	With
PCB Mount Retention	Without

Housing Features

Mating Entry Location	Top
Centerline (Pitch)	1.27 mm[.05 in]
Housing Material	Liquid Crystal Polymer (LCP)

Dimensions

Connector Width	7 mm[.275 in]
Connector Height	6.1 mm[.24 in]
Connector Length	20.32 mm[.8 in]
Profile Height from PCB	6.1 mm[.24 in]

Usage Conditions

Operating Temperature (Max)	150 °C[302 °F]
Operating Temperature Range	-55 – 150 °C[-67 – 302 °F]

Operation/Application

Circuit Application	Power & Signal

Industry Standards

Compatible With Agency/Standards Products	DIN, UL
Industry Standard	IEC
UL Flammability Rating	UL 94V-0

Packaging Features

Packaging Reel Diameter	330 mm[12.99 in]
Packaging Quantity	650
Packaging Method	Tape & Reel

Product Compliance

For compliance documentation, visit the product page on TE.com>

EU RoHS Directive 2011/65/EU	Compliant
EU ELV Directive 2000/53/EC	Not Yet Reviewed
China RoHS 2 Directive MIIT Order No 32, 2016	有害物质含量符合标准要求 No Restricted Substance(s) Above Threshold
EU REACH Regulation (EC) No. 1907/2006	Current ECHA Candidate List: FEB 2026 (253) Candidate List Declared Against: JUNE 2023 (235) Does not contain REACH SVHC
Halogen Content	Not Yet Reviewed for halogen content
Solder Process Capability	Not reviewed for solder process capability

Product Compliance Disclaimer

This information is provided based on reasonable inquiry of our suppliers and represents our current actual knowledge based on the information they provided. This information is subject to change. The part numbers that TE has identified as EU RoHS compliant have a maximum concentration of 0.1% by weight in homogenous materials for lead, hexavalent chromium, mercury, PBB, PBDE, DBP, BBP, DEHP, DIBP, and 0.01% for cadmium, or qualify for an exemption to these limits as defined in the Annexes of Directive 2011/65/EU (RoHS2). Finished electrical and electronic equipment products will be CE marked as required by Directive 2011/65/EU. Components may not be CE marked. Additionally, the part numbers that TE has identified as EU ELV compliant have a maximum concentration of 0.1% by weight in homogenous materials for lead, hexavalent chromium, and mercury, and 0.01% for cadmium, or qualify for an exemption to these limits as defined in the Annexes of Directive 2000/53/EC (ELV). Regarding the REACH Regulation, the information TE provides on SVHC in articles for this part number is based on the latest European Chemicals Agency (ECHA) 'Guidance on requirements for substances in articles' posted at this URL: https://echa.europa.eu/guidance-documents/guidance-on-reach

Compatible Parts

TE Part # 484642-E
SRCA 1,27 12 F 1-KS I2426 137 E1 094 1,0



TE Part # 474818-E
SRCP 1,27 8 M 1-KS SMD 137 E1 094 * GU-H

TE Part # 474835-E
SRCP 1,27 12 F 1-KS IDC22 137 E1 162 1,2

TE Part # 474817-E
SRCP 1,27 6 M 1-KS SMD 137 E1 094 * GU-H

TE Part # 484661-E
SRCP 1,27 12 F 1-KS I2426 137 E1 162 1,0

TE Part # 484085-E
SRCA 1,27 12 F 1-KS IDC22 137 E1 094 1,2

Also in the Series | ERNI MiniBridge



Board-to-Board Headers & Receptacles(1)

Connector Hardware(1)



PCB Headers & Receptacles(32)

Pluggable I/O Cable Assemblies(24)

Rectangular Power Connectors(48)



Standard Rectangular Connectors(16)

Customers Also Bought

TE Part #384471-E
SRCA 2,54 4 M 1 SMD 137 E1 094 * GURT *

TE Part #474835-E
SRCP 1,27 12 F 1-KS IDC22 137 E1 162 1,2



TE Part #294920-E
SRCP 1,27 12 M 1 SMD 137 E1 094 * GU-H *

TE Part #9-146256-0
80 MODII HDR DRST B/A .100CL LF

TE Part #1-406541-6
MJ,INV,1X1,6PNL G,.140"ST,SN



TE Part #640452-7
07P MTA100 HDR ASSY SQ STR



TE Part #1744418-6
6 POS EP 2.5 HDR, GLOW WIRE

TE Part #1-1825190-0
DIP Shunt,12 pos

TE Part #5747842-4
25 MSFL PLUG RA 318 (IN,FM,BL)

TE Part #6116522-1
INV MJ,1X2,PNL GRD,SHLD

Documents

Product Drawings

SRCP 1,27 12 M 1-KS SMD 137 E1 094 * GU-

German

CAD Files

Customer View Model

ENG_CVM_CVM_474820-E_1.3d_stp.zip

English

Customer View Model

ENG_CVM_CVM_474820-E_1.2d_dxf.zip

English

Customer View Model

ENG_CVM_CVM_474820-E_1.3d_igs.zip

English

3D PDF

3D

By downloading the CAD file I accept and agree to the Terms and Conditions of use.

Product Specifications

Application Specification

English

Application Specification

English