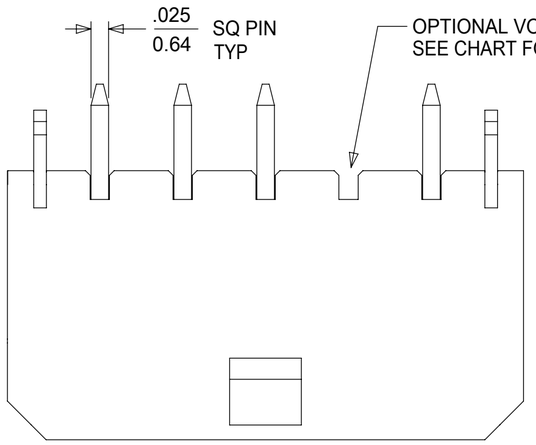

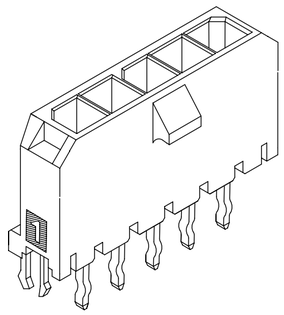

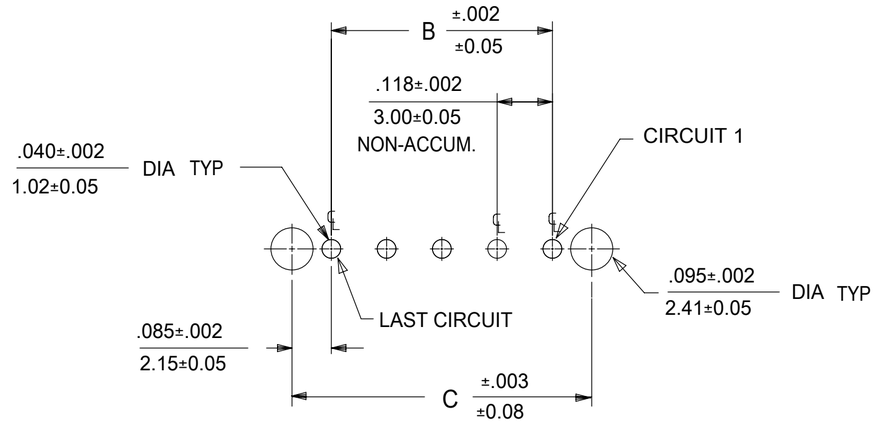

PCB LAYOUT: COMPONENT SIDE
RECOMMENDED PCB THICKNESS: .062/1.57

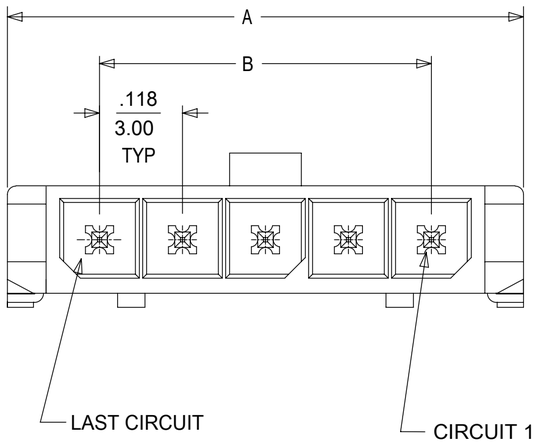

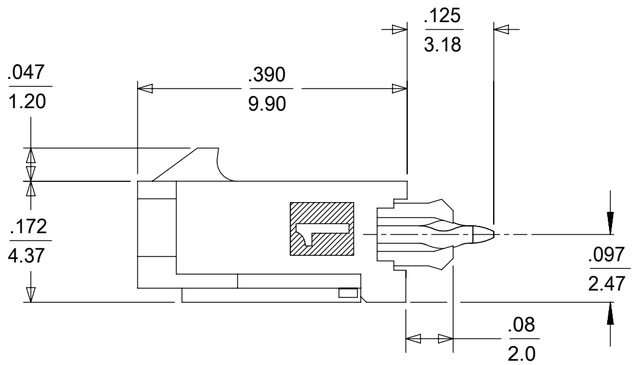

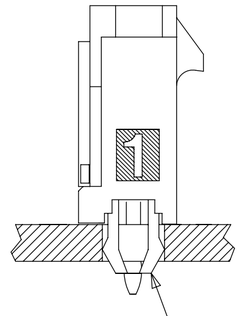

CKTS	DIM A	DIM B	DIM C
2	.380 9.65	.118 3.00	.287 7.30
3	.498 12.65	.236 6.00	.405 10.30
4	.616 15.65	.354 9.00	.524 13.30
5	.734 18.64	.472 12.00	.642 16.30
6	.852 21.64	.591 15.00	.760 19.30
7	.970 24.64	.709 18.00	.878 22.30
8	1.088 27.64	.827 21.00	.996 25.30
9	1.206 30.63	.945 24.00	1.114 28.30
10	1.325 33.66	1.063 27.00	1.232 31.30
11	1.443 36.65	1.181 30.00	1.350 34.30
12	1.561 39.65	1.299 33.00	1.469 37.30

CKTS	FINISH A MATERIAL NO:	FINISH A VOID CKT	FINISH B MATERIAL NO:	FINISH B VOID CKT	FINISH C MATERIAL NO:	FINISH C VOID CKT	FINISH D MATERIAL NO:	FINISH D VOID CKT
02	43650-0218		43650-0219		43650-0220		43650-0263	
03	43650-0318		43650-0319		43650-0320		43650-0363	
04	43650-0418		43650-0419		43650-0420		43650-0463	
05	43650-0518		43650-0519		43650-0520		43650-0563	
06	43650-0618		43650-0619		43650-0620		43650-0663	
07	43650-0718		43650-0719		43650-0720		43650-0763	
08	43650-0818		43650-0819		43650-0820		43650-0863	
09	43650-0918		43650-0919		43650-0920		43650-0963	
10	43650-1018		43650-1019		43650-1020		43650-1063	
11	43650-1118		43650-1119		43650-1120		43650-1163	
12	43650-1218		43650-1219		43650-1220		43650-1263	
03	43650-0331	02	43650-0332	02				
04	43650-1431	2,3	43650-0436	2,3				
04	43650-2431	4						
05	43650-1531	2,3,4						
06	43650-0631	6	43650-0636	2,3,4,5				

RECEPTACLE #43645

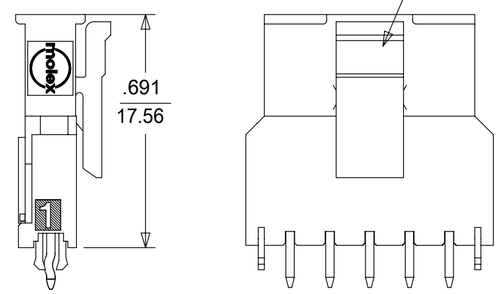

MATED MICRO FIT CONNECTORS

NOTES:
1. HOUSING MATERIAL: LIQUID CRYSTAL POLYMER, GLASS FILLED, UL94V-0, COLOR: BLACK
   TERMINAL MATERIAL: BRASS ALLOY
2. FINISH:
   A = .000060/(0.00152) MIN. REFLOWED MATTE TIN OVER .000050/(0.00127) MIN. NICKEL PLATE (FINISH IS BRIGHT IN APPEARANCE, THICKNESS AS APPLIED PRIOR TO REFLOW)
   B = .000015/(0.00038) MIN. SELECT GOLD IN CONTACT AREA .000100/(0.00254) MIN. SELECT MATTE TIN ON SOLDER TAILS BOTH OVER .000050/(0.00127) NICKEL OVERALL
   C = .000030/(0.00076) MIN. SELECT GOLD IN CONTACT AREA .000100/(0.00254) MIN. SELECT MATTE TIN ON SOLDER TAILS BOTH OVER .000050/(0.00127) NICKEL OVERALL
   D = .000100/(0.00254) MIN. MATTE TIN OVER .000050/(0.00127) MIN. NICKEL OVERALL
3. PRODUCT SPECIFICATION: PS-43650
4. TRAY PACKAGED : SEE MOLEX DRAWING PK-70873-0811
5. MATES WITH MICRO FIT (3.0) RECEPTACLE SERIES 43645
6. PARTS CONFORM TO CLASS 'B' REQUIREMENTS OF COSMETIC SPECIFICATION PS-45499-002.
7. TEXT ON PART IS FOR REFERENCE ONLY. TEXT AND TEXT LOCATION MAY VARY DEPENDING ON PART NUMBER AND/OR TOOL.

THIS DRAWING CONTAINS INFORMATION THAT IS PROPRIETARY TO MOLEX ELECTRONIC TECHNOLOGIES, LLC AND SHOULD NOT BE USED WITHOUT WRITTEN PERMISSION

FUNCTIONAL SYMBOLS
FA = 0
FC = 0
FP = 0
DIVISIONAL SYMBOLS

DIMENSION UNITS: INCH/MM
SCALE: NTS

GENERAL TOLERANCES (UNLESS SPECIFIED)

	MM	INCH
4 PLACES	±	±
3 PLACES	±	± 0.01
2 PLACES	± 0.25	± 0.014
1 PLACE	± 0.36	±
0 PLACES	±	±
ANGULAR TOL	± 0.5 °	

DRAFT WHERE APPLICABLE MUST REMAIN WITHIN DIMENSIONS

CURRENT REV DESC: ADD 43650-0332

EC NO: 677247
DRWN: MKIPPER 2021/09/10
CHK'D: HENRYA1 2021/09/10
APPR: FSMITH 2021/09/27

INITIAL REVISION:
DRWN: SAMIEC 2000/07/07
APPR: FSMITH 2016/08/23

THIRD ANGLE PROJECTION
DRAWING: C-SIZE
SERIES: 43650

molex

MICRO-FIT (3.0) VERTICAL THRUHOLE, CLIPS SINGLE ROW HEADER, TRAY

PRODUCT CUSTOMER DRAWING

DOCUMENT NUMBER	DOC TYPE	DOC PART	REVISION
SD-43650-007	PSD	001	F5

MATERIAL NUMBER	CUSTOMER	SHEET NUMBER
SEE TABLE	GENERAL MARKET	1 OF 1

DOCUMENT STATUS	P1	RELEASE DATE	2021/09/27 15:16:32

FORMAT: Eng-lega-master-tb-prod-C
REVISION: E
DATE: 2020/01/4