413524-5 ✔ ACTIVE

BNC

TE Internal #: 413524-5

BNC Connector, Jack, 50 ohm, Bayonet, 1 GHz, Cable-to-Board, 1 Position, Printed Circuit Board, Panel Mount, -55 – 85 °C [-67 – 185 °F], Zinc, BNC

View on TE.com >

Connectors > RF Connectors > Coax Connectors







RF Interface: **BNC**

RF Connector Style: **Jack**

RF Connector Mated Outer Diameter (Approximate): **14.53 mm [.572 in]**

Impedance: **50 Ω**

RF Connector Coupling Mechanism: **Bayonet**

Features

Product Type Features

RF Interface	BNC
RF Connector Style	Jack
Connector System	Cable-to-Board
Sealable	No
Connector & Contact Terminates To	Printed Circuit Board

Configuration Features

PCB Mount Orientation	Right Angle
Number of Positions	1
Number of Coaxial Contacts	1

Electrical Characteristics

Impedance	50 Ω

Body Features

Body Material	Zinc
Body Plating Material	Nickel

Contact Features

	889 µin
RF Connector Center Contact Underplating Material	Nickel
RF Connector Center Contact Plating Material	Gold (Au)
RF Connector Center Contact Material	Phosphor Bronze

Termination Features

Termination Method to PCB	Through Hole - Solder
Termination Post & Tail Length	4 mm[.157 in]

Mechanical Attachment

Panel Mount Feature Type	Lockwasher and Nut
PCB Mount Retention	With
RF Connector Coupling Mechanism	Bayonet
Connector Mounting Type	Panel Mount
RF Contact Captivation Method	Mechanical
Detent	With

Dimensions

Mounting Post Length	2.79 mm[.11 in]
Profile Height from PCB	15.88 mm[.625 in]
RF Connector Mated Outer Diameter (Approximate)	14.53 mm[.572 in]

Usage Conditions

Insulation Option	Uninsulated
Operating Temperature Range	-55 – 85 °C[-67 – 185 °F]

Operation/Application

Operating Frequency Range	1 GHz

Packaging Features

Packaging Method	Tube

Other

Grade	Commercial
Dielectric Material	Polymethylpentene

Product Compliance

For compliance documentation, visit the product page on TE.com>

EU RoHS Directive 2011/65/EU	Compliant with Exemptions
EU ELV Directive 2000/53/EC	Compliant
China RoHS 2 Directive MIIT Order No 32, 2016	Restricted Materials Above Threshold
EU REACH Regulation (EC) No. 1907/2006	Current ECHA Candidate List: JUNE 2025 (250) Candidate List Declared Against: JUNE 2025 (250) Does not contain REACH SVHC
Halogen Content	Not Low Halogen - contains Br or Cl > 900 ppm.
Solder Process Capability	Wave solder capable to 265°C

Product Compliance Disclaimer

This information is provided based on reasonable inquiry of our suppliers and represents our current actual knowledge based on the information they provided. This information is subject to change. The part numbers that TE has identified as EU RoHS compliant have a maximum concentration of 0.1% by weight in homogenous materials for lead, hexavalent chromium, mercury, PBB, PBDE, DBP, BBP, DEHP, DIBP, and 0.01% for cadmium, or qualify for an exemption to these limits as defined in the Annexes of Directive 2011/65/EU (RoHS2). Finished electrical and electronic equipment products will be CE marked as required by Directive 2011/65/EU. Components may not be CE marked. Additionally, the part numbers that TE has identified as EU ELV compliant have a maximum concentration of 0.1% by weight in homogenous materials for lead, hexavalent chromium, and mercury, and 0.01% for cadmium, or qualify for an exemption to these limits as defined in the Annexes of Directive 2000/53/EC (ELV). Regarding the REACH Regulation, the information TE provides on SVHC in articles for this part number is based on the latest European Chemicals Agency (ECHA) 'Guidance on requirements for substances in articles' posted at this URL: https://echa.europa.eu/guidance-documents/guidance-on-reach

Compatible Parts



TE Part # 5330876
BNC PLUG



TE Part # 5221128-1
PLUG,COMMERCIAL BNC



TE Part # 5413959-3
BNC HEX RT ANG PLUG 50 OHM



TE Part # 2-5221128-3
PLUG,COMMERCIAL BNC



TE Part # 1-221128-0
PLUG,COMMERCIAL BNC



TE Part # 2-221128-3
PLUG,COMMERCIAL BNC



TE Part # 5227426-1
BNC BLKHD RECPT SEALED

Also in the Series | BNC



Coax Connectors(163)



RF Cable Assemblies(25)



RF Terminators(1)

Customers Also Bought



TE Part #T4141012041-000
M12,REAR MOUNTING,FEMALE,A CODE,4P



TE Part #04-1103-0008
PT1MA-20-UP-420E-M6

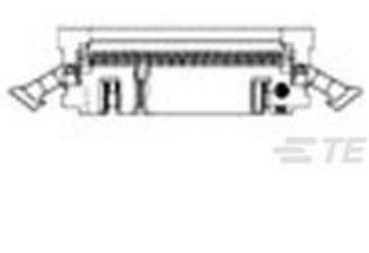

TE Part #1-111506-8
016 UNIV I/O 30DP SLOT LTCH



TE Part #5-146281-2
02 MODII HDR SRST B/A LF

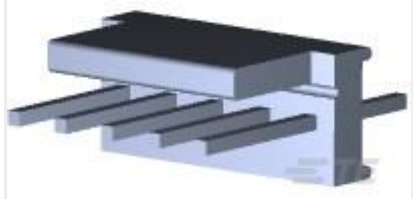

TE Part #3-641213-5
05P MTA100 HDR ASSY PO/ST LF



TE Part #2-1393236-5
V23092-A1024-A302



TE Part #1393258-2
V23047-A1005-A501

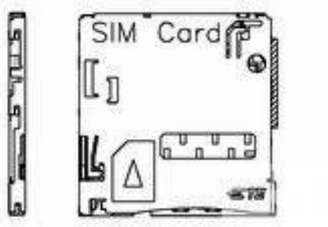

TE Part #2229333-2
PUSH-PUSH MICRO SIM CONNECTOR SMT-2 TYPE



TE Part #5553811-1
ASSY,EMI RCPT,24 POSN,SCR LK



TE Part #5745174-1
CABLE CLAMP KIT,SZ 4

Documents

Product Drawings

JACK DECOUPLER PCB RTANG

English

CAD Files

3D PDF

3D

Customer View Model

ENG_CVM_CVM_413524-5_AC.2d_dxf.zip

English

Customer View Model

ENG_CVM_CVM_413524-5_AC.3d_igs.zip

English

Customer View Model

ENG_CVM_CVM_413524-5_AC.3d_stp.zip

English

By downloading the CAD file I accept and agree to the **Terms and Conditions** of use.

Product Specifications

PCB Decoupled BNC Straight & Right Angle Jacks

English

Product Specification

English