THIS DRAWING IS UNPUBLISHED. RELEASED FOR PUBLICATION 2011
© COPYRIGHT 2011 - ALL RIGHTS RESERVED.

MATED WITH / passend zu: SEE 1355071 and 1355073

PROJEKT NR. A92-52228

REVISIONS

P	LTR	DESCRIPTION	DATE	DWN	APVD
	E1	DUAL MATERIAL SEE PCN-23-174035	25OCT2023	MR	AW

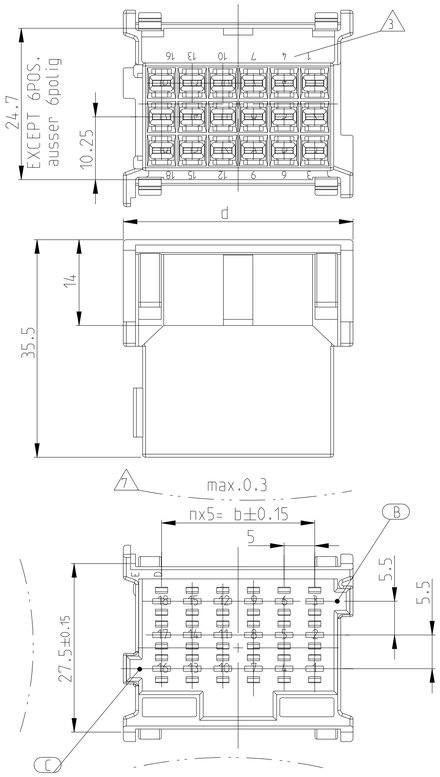

CODING (1-967629- ...) Kodierung A (GROOVES B-C) AS SHOWN (Nuten B-C) wie gezeichnet

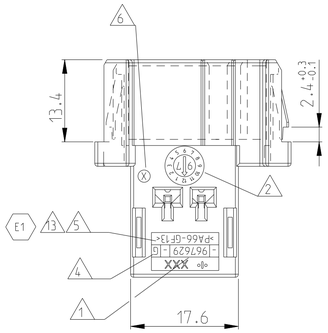

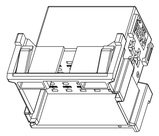

3D-MODEL (18POS)

1:1

	10.7g	6	30	42.8	42.5	21	36	0.7g
	9.4g	5	25	37.8	37.5	18	31	0.65g
	8.3g	4	20	32.8	32.5	15	26	0.55g
	6.9g	3	15	27.8	27.5	12	21	0.5g
	5.8g	2	10	22.8	22.5	9	16	0.4g
	4.5g	1	5	17.8	17.5	6	11	0.35g
CODING A; CAVITY NUMBERG. (CAVITIES ONLY SYMBOL.) Kodierung A; Kammerbezeichng. (Kammern nur symbol. dargesf.)	WEIGHT Gewicht	n	$b_{\pm 0.2}$	$c^{+0.4}$	$d_{-0.3}$	POSITIONS Polzahl	$a_{\pm 0.15}$	WEIGHT Gewicht

D E

8

MOUNTING CUT-OFF
Befestigungs-Ausschnitt

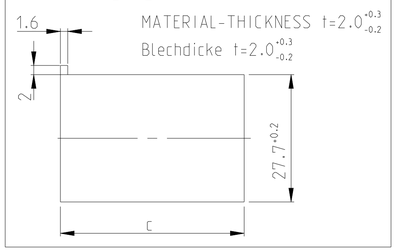

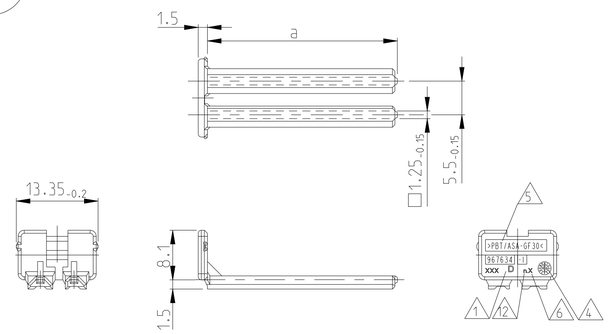

967634-1 AS SHOWN wie gezeichnet

8 a: DIMENSION RESP. WEIGHT SECONDARY LOCKING DEVICE
a: Mass bzw. Gewicht der zweiten Kontaktsicherung

9 PACKAGING: LOOSE PIECE IN CORRUGATED BOX FOR BOTH PARTS (CONDITIONED HOUSING IN PLASTIC BAG)
Verpackung: Beide Teile werden lose im Karton geliefert (konditionierte Gehaeuse in Kunststoff-Beutel)

10 CAVITIES MATING WITH TAB.2.8mm (WITHOUT SINGLE WIRE SEAL)
MAX. WIRE SIZE 2.5mm² FLR - SEE DRAWING:
Kontaktkammern passend fuer Flachstecker.2.8mm (ohne Einzel-Dichtungs-System)
max. Drahtgroessenbereich 2.5mm² FLR - siehe Zeichnung: TE-No.: 1355052

11 MALFUNCTION CAUSED BY LACQUER IS NOT COVERED BY TE WARRANTY
Funktionsbeeintraechtigung durch Lackieren liegt nicht im Einfluss und Gewaehrleistungsumfang von TE

12 TOOL-NUMBERING
Werkzeugnummerierung

13 INTERCHANGEABLE DUAL SOURCE MATERIAL
Austauschbares Dual-Source-Material

E1

PA66-GF13	PA6-GF15
SOURCE 1	SOURCE2

1 ACTIVE COMPANY LOGO AND SINGLE PART NUMBER
Aktuelles Firmen-Logo und Bestell-Nr. Einzelteil

2 PRODUCTION-DATE
Produktionsdatum

3 CAVITY-MARKING
Kammerbezeichung

4 THE REVISION STATUS OF THE MOULD
Aenderungsstand des Werkzeuges

5 MATERIAL-MARKING ACC. TO Werkstoffkennzeichung nach VDA 260

6 MOLD CAVITY-MARKING
Nestmarkierung

7 WARPAGE TO ... PERMITTED
Verzug bis ... zulaessig

SECONDARY LOCKING DEVICE zweite Kontaktsicherung — PBT/ASA-GF30

CUSTOMER PART NUMBER Kunden-Einzel-teil-Nummer	TE ORDER-NO. TE Bestell-Nr.	REV.	POS.	DESCRIPTION Benennung Einzelteil	MATERIAL Stoff	COLOR Farbe
	967635-1	D	2	21 POS. pol.		CLAY BROWN lehm-braun
	967634-1	D	2	18 POS. pol.		SLATE GREY schiefer-grau
	967633-1	D	2	15 POS. pol.		TRAFFIC PURPLE verkehrs-purpur
	967632-1	D	2	12 POS. pol.		YELLOW GREEN gelb-gruen
	967631-1	D	2	9 POS. pol.		RAPE YELLOW raps-gelb
	968271-1	D	2	6 POS. pol.		GENTIAN BLUE enzian-blau

CODING / Kodierung D — RIBS / Nuten: C-E — CLARET VIOLET/ bordeauxviolett

CUSTOMER PART NUMBER Kunden-Einzel-teil-Nummer	TE ORDER-NO. TE Bestell-Nr.	REV.	COLOR Farbe
	4-967630-1	G	
	4-967629-1	G	
	4-967628-1	G	
	4-967627-1	G	
	4-967626-1	G	
	4-965641-1	G	

CODING / Kodierung C — RIBS / Nuten: B-D — LIGHT BLUE / lichtblau

CUSTOMER PART NUMBER Kunden-Einzel-teil-Nummer	TE ORDER-NO. TE Bestell-Nr.	REV.	COLOR Farbe
	3-967630-1	G	
	3-967629-1	G	
	3-967628-1	G	
	3-967627-1	G	
	3-967626-1	G	
	3-965641-1	G	

CODING / Kodierung B — RIBS / Nuten: A-C — NATURAL / natur

CUSTOMER PART NUMBER Kunden-Einzel-teil-Nummer	TE ORDER-NO. TE Bestell-Nr.	REV.	COLOR Farbe
	2-967630-1	G	
	2-967629-1	G	
	2-967628-1	G	
	2-967627-1	G	
	2-967626-1	G	
	2-965641-1	G	

CODING / Kodierung A — RIBS / Nuten: B-C

CUSTOMER PART NUMBER Kunden-Einzel-teil-Nummer	TE ORDER-NO. TE Bestell-Nr.	REV.	COLOR Farbe
-	-	-	- - - - -
-	-	-	- - - - -
-	-	-	- - - - -
-	-	-	- - - - -
-	-	-	- - - - -
1-965641-7	G		FLAME RED feuerrot

CUSTOMER PART NUMBER Kunden-Einzel-teil-Nummer	TE ORDER-NO. TE Bestell-Nr.	REV.	COLOR Farbe
1-967630-6	G		GENTIAN BLUE enzian-blau
1-967629-6	G		CLAY BROWN lehm-braun
1-967628-6	G		SLATE GREY schiefer-grau
1-967627-6	G		TRAFFIC PURPLE verkehrs-purpur
1-967626-6	G		YELLOW GREEN gelb-gruen
1-965641-6	G		RAPE YELLOW raps-gelb

CUSTOMER PART NUMBER Kunden-Einzel-teil-Nummer	TE ORDER-NO. TE Bestell-Nr.	REV.	COLOR Farbe
1-967630-5	G		RAPE YELLOW raps-gelb
1-967629-5	G		GENTIAN BLUE enzian-blau
1-967628-5	G		CLAY BROWN lehm-braun
1-967627-5	G		SLATE GREY schiefer-grau
1-967626-5	G		TRAFFIC PURPLE verkehrs-purpur
1-965641-5	G		YELLOW GREEN gelb-gruen

CUSTOMER PART NUMBER Kunden-Einzel-teil-Nummer	TE ORDER-NO. TE Bestell-Nr.	REV.	COLOR Farbe
1-967630-4	G		YELLOW GREEN gelb-gruen
1-967629-4	G		RAPE YELLOW raps-gelb
1-967628-4	G		GENTIAN BLUE enzian-blau
1-967627-4	G		CLAY BROWN lehm-braun
1-967626-4	G		SLATE GREY schiefer-grau
1-965641-4	G		TRAFFIC PURPLE verkehrs-purpur

CUSTOMER PART NUMBER Kunden-Einzel-teil-Nummer	TE ORDER-NO. TE Bestell-Nr.	REV.	COLOR Farbe
1-967630-3	G		TRAFFIC PURPLE verkehrs-purpur
1-967629-3	G		YELLOW GREEN gelb-gruen
1-967628-3	G		RAPE YELLOW raps-gelb
1-967627-3	G		GENTIAN BLUE enzian-blau
1-967626-3	G		CLAY BROWN Lehm-braun
1-965641-3	G		SLATE GREY schiefer-grau

CUSTOMER PART NUMBER Kunden-Einzel-teil-Nummer	TE ORDER-NO. TE Bestell-Nr.	REV.	COLOR Farbe
1-967630-2	G		SLATE GREY schiefer-grau
1-967629-2	G		TRAFFIC PURPLE verkehrs-purpur
1-967628-2	G		YELLOW GREEN gelb-gruen
1-967627-2	G		RAPE YELLOW raps-gelb
1-967626-2	G		GENTIAN BLUE enzian-blau
1-965641-2	G		CLAY BROWN Lehm-braun

CUSTOMER PART NUMBER Kunden-Einzel-teil-Nummer	TE ORDER-NO. TE Bestell-Nr.	REV.	COLOR Farbe
1-967630-1	G		CLAY BROWN lehm-braun
1-967629-1	G		SLATE GREY schiefer-grau
1-967628-1	G		TRAFFIC PURPLE verkehrs-purpur
1-967627-1	G		YELLOW GREEN gelb-gruen
1-967626-1	G		RAPE YELLOW raps-gelb
1-965641-1	G		GENTIAN BLUE enzian-blau

CUSTOMER PART NUMBER Kunden-Einzel-teil-Nummer	TE ORDER-NO. TE Bestell-Nr.	REV.	COLOR Farbe	POS.
-	-	-	- - - - -	1
	1-967629-0	G	GRAPHITE BLACK graphit-schwarz	1
-	-	-	- - - - -	1
-	-	-	- - - - -	1
-	-	-	- - - - -	1
-	-	-	- - - - -	1

MECHANICAL CODING: mechanische Kodierung:

TAB HOUSING 2.8mm Flachstecker-Gehaeuse, 2.8mm — 21 POS. polig, 18 POS. polig, 15 POS. polig, 12 POS. polig, 9 POS. polig, 6 POS. polig — 13 — D E E1

TAB HOUSING / Flachstecker-Gehaeuse

FURTHER MECHANICAL CODINGS: weitere mechanische Kodierungen:

SCALE M 1:1

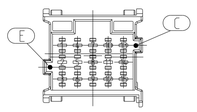

CODING Kodierung D (GROOVES C-E) (Nuten C-E)

4-967628-1 SHOWN AS EXAMPLE als Beispiel gezeigt

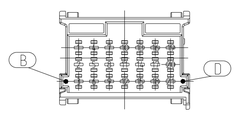

CODING Kodierung C (GROOVES B-D) (Nuten B-D)

3-967630-1 SHOWN AS EXAMPLE als Beispiel gezeigt

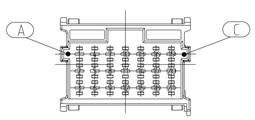

CODING Kodierung B (GROOVES A-C) (Nuten A-C)

2-967630-1 SHOWN AS EXAMPLE als Beispiel gezeigt

THIS DRAWING IS A CONTROLLED DOCUMENT.

DIMENSIONS: mm

TOLERANCES UNLESS OTHERWISE SPECIFIED: N. ISO 8015, N. DIN 16901-N0
0 PLC ±
1 PLC ±
2 PLC ±
3 PLC ±
4 PLC ±
ANGLES ±

MATERIAL SEE TABLE -
FINISH SEE TABLE -

DWN	K.Gerlach	15APR1998
CHK	R.Huebner	15APR1998
APVD	J.Hass	15APR1998

PRODUCT SPEC -
APPLICATION SPEC -
WEIGHT SEE TABLE

TE Connectivity

NAME PRODUCT GROUP DRAWING: TAB HOUSING (2.8mm), 6-21POS. AND SECONDARY LOCKING DEVICE
Produkt-Gruppen-Zeichnung fuer: Flachstecker Gehaeuse (2.8mm), 6-21pol. und zweite Kontaktsicherung

SIZE	CAGE CODE	DRAWING NO	RESTRICTED TO
A1	00779	C-1355072	-

Customer Drawing — SCALE 2:1 — SHEET 1 OF 2 — REV E1

4805 (3/13)

Pro/ENGINEER DRAWING

THIS DRAWING IS UNPUBLISHED. RELEASED FOR PUBLICATION 2011
© COPYRIGHT 2011 - ALL RIGHTS RESERVED.

MATED WITH / passend zu: SEE 1355071 and 1355073

PROJEKT NR. A92-52228

REVISIONS

P	LTR	DESCRIPTION	DATE	DWN	APVD
	-	SEE SHEET 1	-	-	-

ADDITIONAL CODINGS / Zusaetzliche Kodierungen

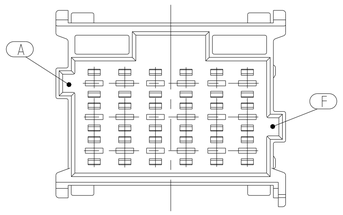

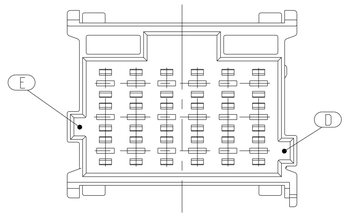

CODING / Kodierung F				MECHANICAL CODING: mechanische Kodierung:	
RIBS / Nuten: A-F					
	6-967630-1	G	ORANGE / orange	21 POS. pol.	13
	6-967629-1	G		18 POS. pol.	
				15 POS. pol.	
	6-967627-1	G		12 POS. pol.	D
				9 POS. pol.	E, E1
	6-965641-1	G		6 POS. pol.	
CUSTOMER PART NUMBER Kunden-Einzelteil-Nummer	TE ORDER-NO. TE Bestell-Nr.	REV.		DESCRIPTION Benennung Einzelteil	MATERIAL WERK-STOFF

D E

CODING / Kodierung E				MECHANICAL CODING: mechanische Kodierung:	
RIBS / Nuten: E-D					
	5-967630-1	G	EMERALD GREEN / smaragdgruen	21 POS. pol.	13
	5-967629-1	G		18 POS. pol.	
				15 POS. pol.	
	5-967627-1	G		12 POS. pol.	D
				9 POS. pol.	E, E1
	5-965641-1	G		6 POS. pol.	
CUSTOMER PART NUMBER Kunden-Einzelteil-Nummer	TE ORDER-NO. TE Bestell-Nr.	REV.		DESCRIPTION Benennung Einzelteil	MATERIAL WERK-STOFF

D E

THIS DRAWING IS A CONTROLLED DOCUMENT.

DIMENSIONS: mm

TOLERANCES UNLESS OTHERWISE SPECIFIED: A. ISO 8015 A. DIN 16901-M0
0 PLC ±
1 PLC ±
2 PLC ±
3 PLC ±
4 PLC ±
ANGLES ±

MATERIAL SEE TABLE -

FINISH SEE TABLE -

DWN K.Gerlach 15APR1998
CHK R.Huebner 15APR1998
APVD J.Hass 15APR1998
PRODUCT SPEC -
APPLICATION SPEC -
WEIGHT SEE TABLE

TE Connectivity

NAME PRODUCT GROUP DRAWING: TAB HOUSING (2.8mm). 6-21POS. AND SECONDARY LOCKING DEVICE
Produkt-Gruppen-Zeichnung fuer: Flachstecker Gehaeuse (2.8mm). 6-21pol. und zweite Kontaktsicherung

SIZE	CAGE CODE	DRAWING NO	RESTRICTED TO
A1	00779	C-1355072	-

Customer Drawing | SCALE 2:1 | SHEET 2 OF 2 | REV E1