4-2177367-3 ✔ ACTIVE

NanoMQS | Nano MQS

TE Internal #: 4-2177367-3

Horizontal, Wire-to-Board, 20 Position, 2 Row, 1.8mm [.071in] Centerline, Tin (Sn), Printed Circuit Board, 1.6A Contact Current Rating (Max), Nano MQS

View on TE.com >

Automotive Parts > Automotive Connectors > Automotive Headers > Miniature Automotive I/O Headers







PCB Mount Orientation: **Horizontal**

Contact Current Rating (Max): **1.6 A**

Termination Method to PCB: **Through Hole - Solder**

Sealable: **No**

Centerline (Pitch): **1.8 mm [.071 in]**

All Miniature Automotive I/O Headers (19)

Features

Product Type Features

Connector Product Type	Connector Assembly
Mixed & Hybrid Header	No
Header Type	Fully Shrouded
Connector Shape	Rectangular
Sealable	No
Connector System	Wire-to-Board
Connector & Contact Terminates To	Printed Circuit Board

Configuration Features

Number of Signal Positions	20
Number of Sections	1
PCB Mount Orientation	Horizontal
Number of Positions	20
Number of Rows	2

Electrical Characteristics

Operating Voltage	12 VDC
Nominal Voltage Architecture	12 V

Body Features

Connector & Keying Code	A
Primary Product Color	Black

Contact Features

Mating Tab Width	.5 mm[.02 in]
Mating Tab Thickness	.4 mm[.016 in]
Contact Type	Tab
Contact Current Rating (Max)	1.6 A
Contact Mating Area Plating Material	Tin (Sn)

Termination Features

Termination Method to PCB	Through Hole - Solder

Mechanical Attachment

Panel Mount Feature	Without
Mating Retention Type	Locking Interface
PCB Mount Retention	Without
Mounting Holes	Without
Mating Alignment	With
PCB Mount Alignment	With
Connector Mounting Type	Board Mount

Housing Features

Centerline (Pitch)	1.8 mm[.071 in]

Dimensions

Connector Width	24.47 mm[.963 in]
PCB Thickness (Recommended)	.8 mm[.031 in]
Connector Length	27.25 mm[1.07 in]
Profile Height from PCB	12.6 mm[.496 in]

Usage Conditions

Operating Temperature (Max)	65 °C, 70 °C, 75 °C, 80 °C, 85 °C, 90 °C, 100 °C, 105 °C[221 °F]

Operating Temperature Range	-40 – 105 °C[-40 – 221 °F]

Operation/Application

Solder Process	Reflow Solder Capable
Shielded	No
Circuit Application	Signal

Industry Standards

UL Flammability Rating	UL 94V-0

Packaging Features

Packaging Quantity	1
Packaging Method	Tape & Reel

Other

Interface Number	114-20160

Product Compliance

For compliance documentation, visit the product page on TE.com>

EU RoHS Directive 2011/65/EU	Compliant
EU ELV Directive 2000/53/EC	Compliant
China RoHS 2 Directive MIIT Order No 32, 2016	有害物质含量符合标准要求 No Restricted Substance(s) Above Threshold
EU REACH Regulation (EC) No. 1907/2006	Current ECHA Candidate List: JUNE 2025 (250) Candidate List Declared Against: JUNE 2025 (250) Does not contain REACH SVHC
Halogen Content	Low Halogen - Br, Cl, F < 900 ppm per homogenous material. Also BFR/CFR/PVC Free
Solder Process Capability	Not reviewed for solder process capability

Product Compliance Disclaimer

This information is provided based on reasonable inquiry of our suppliers and represents our current actual knowledge based on the information they provided. This information is subject to change. The part numbers that TE has identified as EU RoHS compliant have a maximum concentration of 0.1% by weight in homogenous materials for lead, hexavalent chromium, mercury, PBB, PBDE, DBP, BBP, DEHP, DIBP, and 0.01% for cadmium, or qualify for an exemption to these limits as defined in the Annexes of Directive 2011/65/EU (RoHS2). Finished electrical and electronic equipment products will be CE marked as required by Directive 2011/65/EU. Components may not be CE marked. Additionally, the part numbers that TE has identified as EU ELV compliant have a maximum concentration of 0.1% by weight in homogenous materials for lead, hexavalent chromium, and mercury, and 0.01% for cadmium, or qualify for an exemption to these limits as defined in the Annexes of Directive 2000/53/EC (ELV). Regarding the REACH Regulation, the information TE provides on SVHC in articles for this part number is based on the latest European Chemicals Agency (ECHA) 'Guidance on

requirements for substances in articles' posted at this URL: https://echa.europa.eu/guidance-documents/guidance-on-reach

Compatible Parts



TE Part # 2365086-1
20POS,NANOMQS,REC HSG,UNSLD, COD A,FPC



TE Part # 2177588-1
20POS NANO MQS TL PLUG HOUSING, CODE A

Also in the Series | Nano MQS



Automotive Connector Caps & Covers (2)



Automotive Connector Locks & Position Assurance(3)



Automotive Housings(118)



Automotive Signal & Power Headers (61)



Automotive Terminals(11)

Customers Also Bought



TE Part #1-292303-1
Std USB Type A, R/A, SMT



TE Part #1-968720-4
32pos MQS .63 header 90deg



TE Part #2-968720-4
32pos MQS .63 header 90deg



TE Part #CAT-SIGH262
Signal Header



TE Part #1802826-1
8POS,TAB0.63X0.63,HDR ASSY, 180DEG,COD 1



TE Part #1-2320179-1
8POS,TAB0.63X0.63,HDR ASSY, 180DEG,SLDR



TE Part #1-2320179-2
8POS,TAB0.63X0.63,HDR ASSY, 180DEG,SLDR



TE Part #1802830-5
40W TH HEADER ASSY BLACK

TE Part #2478313-1
03 MODIV VRT SR SMT SN W/O CAP

Documents

Product Drawings

20POS,TAB 0.5X0.4,HEADER ASSY,CODA

English

CAD Files

3D PDF

3D

Customer View Model

ENG_CVM_CVM_4-2177367-3_D.2d_dxf.zip

English

Customer View Model

ENG_CVM_CVM_4-2177367-3_D.3d_igs.zip

English

Customer View Model

ENG_CVM_CVM_4-2177367-3_D.3d_stp.zip

English

By downloading the CAD file I accept and agree to the Terms and Conditions of use.

Product Specifications

Application Specification

English