354185-E ✔ ACTIVE

ERNI | ERNI MicroSpeed

TE Internal #: 354185-E

PCB Mount Header, Vertical, Board-to-Board, 50 Position, 1 mm [.039 in] Centerline, Fully Shrouded, Gold (Au), Surface Mount, ERNI MicroSpeed

View on TE.com >

Connectors > PCB Connectors > PCB Headers & Receptacles

PCB Connector Type: **PCB Mount Header**

Connector System: **Board-to-Board**

Number of Positions: **50**

Number of Rows: **2**

Centerline (Pitch): **1 mm [.039 in]**

Features

Product Type Features

PCB Connector Type	PCB Mount Header
Connector System	Board-to-Board
Header Type	Fully Shrouded
Sealable	No
Connector & Contact Terminates To	Printed Circuit Board
Connector Product Type	Connector Assembly

Configuration Features

Number of Columns	25
Number of Loaded Positions	50
Stacking Configuration	Stack Through
Connector Contact Load Condition	Fully Loaded
Stackable	Yes
Number of Positions	50
Number of Rows	2

PCB Mount Orientation	Vertical

Electrical Characteristics

Impedance	100 Ω
Insulation Resistance	10000 MΩ
Dielectric Withstanding Voltage (Max)	500 Vrms

Signal Characteristics

Data Rate	25 Gb/s

Body Features

Primary Product Color	Black

Contact Features

Contact Shape & Form	Rectangular
PCB Contact Termination Area Plating Material Thickness	4 – 6 µm[157.48 – 236.22 µin]
Contact Layout	Matrix
Contact Mating Area Length	2.9 mm[.114 in]
Contact Base Material	Copper Alloy
Contact Mating Area Plating Material	Gold (Au)
Contact Type	Pin
Contact Current Rating (Max)	1 A
PCB Contact Termination Area Plating Material	Tin

Termination Features

Termination Method to PCB	Surface Mount

Mechanical Attachment

Mounting Alignment Feature Length	.65 mm[.025 in]
PCB Mount Alignment Type	Locating Posts
Mating Alignment Type	Blindmate
Connector Mounting Type	Board Mount
Mating Alignment	With
PCB Mount Alignment	With
PCB Mount Retention	Without

Housing Features

Mating Entry Location	Top
Centerline (Pitch)	1 mm[.039 in]

Housing Material	Liquid Crystal Polymer (LCP)

Dimensions

Connector Width	6.75 mm[.266 in]
Connector Height	12.8 mm[.504 in]
Connector Length	28.95 mm[1.139 in]
Row-to-Row Spacing	1.5 mm[.059 in]
Stack Height	9 mm[.354 in]

Usage Conditions

Operating Temperature (Max)	125 °C[257 °F]
Operating Temperature Range	-55 – 125 °C[-67 – 257 °F]

Operation/Application

Assembly Process Feature	Pick and Place Cover
Shielded	No
Circuit Application	Power, Signal & High Speed Data

Industry Standards

Compatible With Agency/Standards Products	DIN, UL
Industry Standard	IEC
Compatible With Approved Standards Products	UL
UL Flammability Rating	UL 94V-0

Packaging Features

Packaging Reel Diameter	330 mm[12.99 in]
Packaging Quantity	170
Packaging Method	Tape & Reel

Product Compliance

For compliance documentation, visit the product page on TE.com>

EU RoHS Directive 2011/65/EU	Compliant
EU ELV Directive 2000/53/EC	Not Yet Reviewed
China RoHS 2 Directive MIIT Order No 32, 2016	有害物质含量符合标准要求 No Restricted Substance(s) Above Threshold
EU REACH Regulation (EC) No. 1907/2006	Current ECHA Candidate List: FEB 2026 (253) Candidate List Declared Against: JUNE 2023 (235)

	Does not contain REACH SVHC
Halogen Content	Not Yet Reviewed for halogen content
Solder Process Capability	Not reviewed for solder process capability

Product Compliance Disclaimer

This information is provided based on reasonable inquiry of our suppliers and represents our current actual knowledge based on the information they provided. This information is subject to change. The part numbers that TE has identified as EU RoHS compliant have a maximum concentration of 0.1% by weight in homogenous materials for lead, hexavalent chromium, mercury, PBB, PBDE, DBP, BBP, DEHP, DIBP, and 0.01% for cadmium, or qualify for an exemption to these limits as defined in the Annexes of Directive 2011/65/EU (RoHS2). Finished electrical and electronic equipment products will be CE marked as required by Directive 2011/65/EU. Components may not be CE marked. Additionally, the part numbers that TE has identified as EU ELV compliant have a maximum concentration of 0.1% by weight in homogenous materials for lead, hexavalent chromium, and mercury, and 0.01% for cadmium, or qualify for an exemption to these limits as defined in the Annexes of Directive 2000/53/EC (ELV). Regarding the REACH Regulation, the information TE provides on SVHC in articles for this part number is based on the latest European Chemicals Agency (ECHA) 'Guidance on requirements for substances in articles' posted at this URL: https://echa.europa.eu/guidance-documents/guidance-on-reach

Compatible Parts



TE Part # 354180-E
MSPEED 50 F SMD F10 B AB VV 137 094 * *

TE Part # 254876-E
MSPEED 50 F SMD F4 B AB VV 137 094 * * E

TE Part # 354177-E
MSPEED 50 F SMDTHR F6 B AB VV 137 094 *



TE Part # 354175-E
MSPEED 50 F SMDTHR F4 B AB VV 137 094 *



TE Part # 354178-E
MSPEED 50 F SMD F8 B AB VV 137 094 * * E

TE Part # 354176-E
MSPEED 50 F SMD F6 B AB VV 137 094 * * E



TE Part # 354179-E
MSPEED 50 F SMDTHR F8 B AB VV 137 094 *

TE Part # 354181-E
MSPEED 50 F SMDTHR F10 B AB VV 137 094 *

Also in the Series | ERNI MicroSpeed



Board-to-Board Headers & Receptacles(60)



PCB Headers & Receptacles(67)

Rectangular Power Connectors(50)



Wire-to-Board Headers & Receptacles (7)

Customers Also Bought

TE Part #216843-1
250 FASTON,TAB,PCB,TPPB

TE Part #1577649-1
TERMINAL RT PIDG PEEK STRATO 10 AWG

TE Part #2000676-2
Keyed Guide Pin, Machined, Vita 46



TE Part #2302790-1
VERTRECASSY,RIGHTEND,MULTIGIG RT3



TE Part #2313238-1
VERTRECASSY,J0/J1A,MULTIGIG RT3

TE Part #2359410-1
ASSEMBLY, HYBRID NanoRF/MT DC MODULE

TE Part #2393875-1
Tcvr Kit, 4TRx, 28G, V66.5-D, 3MT



TE Part #2828431-2
NanoRF Daughtercard Module 8 POS AL

TE Part #5749621-7
68 50S CABLE PLUG CONN/COV KIT

TE Part #2313388-1
Connect Kit, Plug, DC, 10 nanoRF, Trans

Documents

CAD Files

Customer View Model
ENG_CVM_CVM_354185-E_1.3d_igs.zip

English

Customer View Model
ENG_CVM_CVM_354185-E_1.3d_stp.zip

English

Customer View Model
ENG_CVM_CVM_354185-E_1.2d_dxf.zip

English

3D PDF

3D

By downloading the CAD file I accept and agree to the Terms and Conditions of use.