3-2188220-1 ✔ ACTIVE

TE Internal #: 3-2188220-1

Horizontal, Wire-to-Board, 56 Position, 2 Row, 2mm / 3.2mm [.078in / .126in] Centerline, Tin (Sn), Printed Circuit Board

View on TE.com >

Automotive Parts > Automotive Connectors > Automotive Headers







PCB Mount Orientation: **Horizontal**

Contact Current Rating (Max): **5.6 A, 15 A**

Termination Method to PCB: **Through Hole - Solder**

Sealable: **No**

Centerline (Pitch): **2 mm, 3.2 mm [.078 in, .126 in]**

Features

Product Type Features

Mixed & Hybrid Header	Yes
Header Type	Fully Shrouded
Connector Product Type	Connector Assembly
Sealable	No
Connector System	Wire-to-Board
Connector & Contact Terminates To	Printed Circuit Board

Configuration Features

PCB Mount Orientation	Horizontal
Number of Positions	56
Number of Rows	2

Body Features

Connector & Keying Code	B
Primary Product Color	Natural

Contact Features

Contact Type	Tab

Contact Current Rating (Max)	5.6 A, 15 A
Contact Mating Area Plating Material	Tin (Sn)

Termination Features

Termination Method to PCB	Through Hole - Solder

Mechanical Attachment

Mating Alignment	With
PCB Mount Retention	Without
PCB Mount Alignment	With
Connector Mounting Type	Board Mount

Housing Features

Centerline (Pitch)	2 mm, 3.2 mm[.078 in][.126 in]

Usage Conditions

Operating Temperature Range	-40 – 105 °C[-40 – 221 °F]

Operation/Application

Solder Process	Wave Solder Capable
Circuit Application	Power & Signal

Packaging Features

Packaging Method	Tray

Product Compliance

For compliance documentation, visit the product page on TE.com>

EU RoHS Directive 2011/65/EU	Compliant
EU ELV Directive 2000/53/EC	Compliant
China RoHS 2 Directive MIIT Order No 32, 2016	有害物质含量符合标准要求 No Restricted Substance(s) Above Threshold
EU REACH Regulation (EC) No. 1907/2006	Current ECHA Candidate List: JUNE 2025 (250) Candidate List Declared Against: JUNE 2025 (250) Does not contain REACH SVHC
Halogen Content	BFR/CFR/PVC Free, but Br/Cl >900 ppm in other sources.
Solder Process Capability	Not applicable for solder process capability

Product Compliance Disclaimer

This information is provided based on reasonable inquiry of our suppliers and represents our current actual knowledge based on the information they provided. This information is subject to change. The part numbers that TE has identified as EU RoHS compliant have a maximum concentration of 0.1% by weight in homogenous materials for lead, hexavalent chromium, mercury, PBB, PBDE, DBP, BBP, DEHP, DIBP, and 0.01% for cadmium, or qualify for an exemption to these limits as defined in the Annexes of Directive 2011/65/EU (RoHS2). Finished electrical and electronic equipment products will be CE marked as required by Directive 2011/65/EU. Components may not be CE marked. Additionally, the part numbers that TE has identified as EU ELV compliant have a maximum concentration of 0.1% by weight in homogenous materials for lead, hexavalent chromium, and mercury, and 0.01% for cadmium, or qualify for an exemption to these limits as defined in the Annexes of Directive 2000/53/EC (ELV). Regarding the REACH Regulation, the information TE provides on SVHC in articles for this part number is based on the latest European Chemicals Agency (ECHA) 'Guidance on requirements for substances in articles' posted at this URL: https://echa.europa.eu/guidance-documents/guidance-on-reach

Compatible Parts

TE Part # 1-2188221-1
020/060 56P HDR HSG(CODE B)

TE Part # 2188224-1
020/060 56P HDR JOINT PLATE

TE Part # 2188223-2
060 TAB(SS) FOR 020/060 56P HDR



TE Part # 2188225-1
020/060 28P PLUG ASSY(CODE A1)

Customers Also Bought



TE Part #CAT-SIGH262
Signal Header



TE Part #3-1318853-3
025 24POS CAP ASSY H SELECTIVE-TIN



TE Part #2-2188220-1
020/060 56P HDR ASSY(CODE A)



TE Part #4-2188220-2
020/060 56P HDR ASSY(CODE C)



TE Part #5-2188220-3
020/060 56P HDR ASSY(CODE D)



TE Part #2304168-1
4P MATE-AX, HDR ASSY,90 DEG,COD A



TE Part #2320201-1
MATENET,1-PORT,90DEG,HDR ASSY, COD A

Documents

Product Drawings

020/060 56P HDR ASSY(CODE B)

English

CAD Files

3D PDF

3D

Customer View Model

ENG_CVM_CVM_3-2188220-1_A.2d_dxf.zip

English

Customer View Model

ENG_CVM_CVM_3-2188220-1_A.3d_igs.zip

English

Customer View Model

ENG_CVM_CVM_3-2188220-1_A.3d_stp.zip

English

By downloading the CAD file I accept and agree to the Terms and Conditions of use.

Product Specifications

Product Specification

English