# FMAB NEO

AC Filter, High Symmetrical Attenuation

new



Protection class II Case UL



Bolt and nut M4 Case PK



Wire leads Case PI

See below:
**Approvals and Compliances**

## Description

- 1-stage-line-filter with high attenuation
- Version with ground line choke
- Protection class II variants
- 4 designs
  N) excellent symmetrical noise attenuation
  P) high symmetrical noise attenuation
  Q) standard symmetrical noise attenuation
  HP) high performance

## Unique Selling Proposition

- Excellent symmetrical attenuation
- Compact and cost optimized
- Completely closed steel housing
- Optional wire leads

## Characteristics

- Compact filter with high symmetrical attenuation
- Designed for universal industrial applications
- Especially designed forapplications with symmetrical noise caused by switching semiconductors
- Suitable for use in equipment according to IEC/UL 62368-1
- Suitable for use in medical equipment according to IEC/UL 60601-1 (1 MOOP, 1 MOPP), (Protection class II: 2 MOOP, 2 MOPP)

## Other versions on request

- Version with wire connection
- Version with varistor for overvoltage protection

## Weblinks

pdf data sheet, html datasheet, General Product Information, Approvals, Distributor-Stock-Check, Detailed request for product, Microsite

## Technical Data

| | |
|---|---|
| Ratings IEC | 1 - 60 A @ Ta 40 °C / 250 VAC; 50 Hz |
| Ratings UL/CSA | 1 - 60 A @ Ta 40 °C / 125/250 VAC; 60 Hz |
| Leakage Current | industrial < 1 mA (250 V / 60 Hz)<br>standard < 0.5 mA (250 V / 60 Hz)<br>medical (M5) < 5 µA (250 V / 60 Hz)<br>medical (M80) < 80 µA (250 V / 60 Hz) |
| Dielectric Strength | > 1.7 kVDC between L-N<br>> 2.7 kVDC between L/N-PE<br>Protection class II:<br>>5.6kVDC between L/N-metal housing<br>Test voltage (2 sec) |
| Allowable Operation Temperature | -40 °C to 100 °C |
| Climatic Category | 40/100/21 acc. to IEC 60068-1 |
| Protection Class | Suitable for appliances with protection class I or II acc. to IEC 61140 |
| Terminal | Quick connect terminal 6.3 x 0.8 mm<br>Bolt and nut |
| Material | Nickel plated steel |

| | |
|---|---|
| Surge protection | 320 VAC 420 VDC 67 J |
| Line Filter | Standard, medical and industrial version, IEC 60939, UL 1283, CSA C22.2 no. 8<br>Technical Details |
| MTBF | > 200'000 h acc. to MIL-HB-217 F |

## Approvals and Compliances

Detailed information on product approvals, code requirements, usage instructions and detailed test conditions can be looked up in Details about Approvals

SCHURTER products are designed for use in industrial environments. They have approvals from independent testing bodies according to national and international standards. Products with specific characteristics and requirements such as required in the automotive sector according to IATF 16949, medical technology according to ISO 13485 or in the aerospace industry can be offered exclusively with customer-specific, individual agreements by SCHURTER.

## Approvals

The approval mark is used by the testing authorities to certify compliance with the safety requirements placed on electronic products.

Approval Reference Type: FMAB NEO

| Approval Logo | Certificates | Certification Body | Description |
|---|---|---|---|
| | VDE Approvals | VDE | Certificate Number: 40041643 |
| | UL Approvals | UL | UR File Number: E72928 |

## Product standards

Product standards that are referenced

| Organization | Design | Standard | Description |
|---|---|---|---|
| | Designed according to | IEC 60939 | Passive filters for suppressing electromagnetic interference |
| | Designed according to | UL 1283 | Electromagnetic interference filters |
| | Designed according to | CSA C22.2 no. 8 | Electromagnetic interference (EMI) filters |

## Application standards

Application standards where the product can be used

| Organization | Design | Standard | Description |
|---|---|---|---|
| | Suitable for applications acc. | IEC/UL 62368-1 | Audio/video, information and communication technology equipment - Part 1: Safety requirements |

## Compliances

The product complies with following Guide Lines

| Identification | Details | Initiator | Description |
|---|---|---|---|
| | CE declaration of conformity | SCHURTER AG | The CE marking declares that the product complies with the applicable requirements laid down in the harmonisation of Community legislation on its affixing in accordance with EU Regulation 765/2008. |
| | UKCA declaration of conformity | SCHURTER AG | The UKCA marking declares that the product complies with the applicable requirements laid down in the British Amendment of Regulation (EC) 765/2008. |
| | RoHS | SCHURTER AG | Directive RoHS 2011/65/EU, Amendment (EU) 2015/863 |
| | China RoHS | SCHURTER AG | The law SJ / T 11363-2006 (China RoHS) has been in force since 1 March 2007. It is similar to the EU directive RoHS. |
| | REACH | SCHURTER AG | On 1 June 2007, Regulation (EC) No 1907/2006 on the Registration, Evaluation, Authorization and Restriction of Chemicals 1 (abbreviated as "REACH") entered into force. |

**Dimension [mm]**
Case PG with quick connect terminals

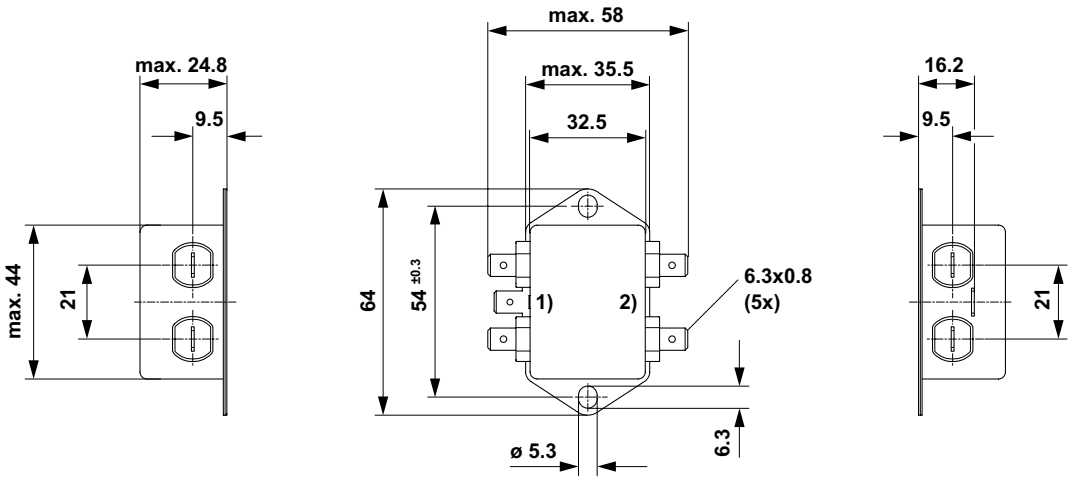


1) Line
2) Load

Case PH with quick connect terminals

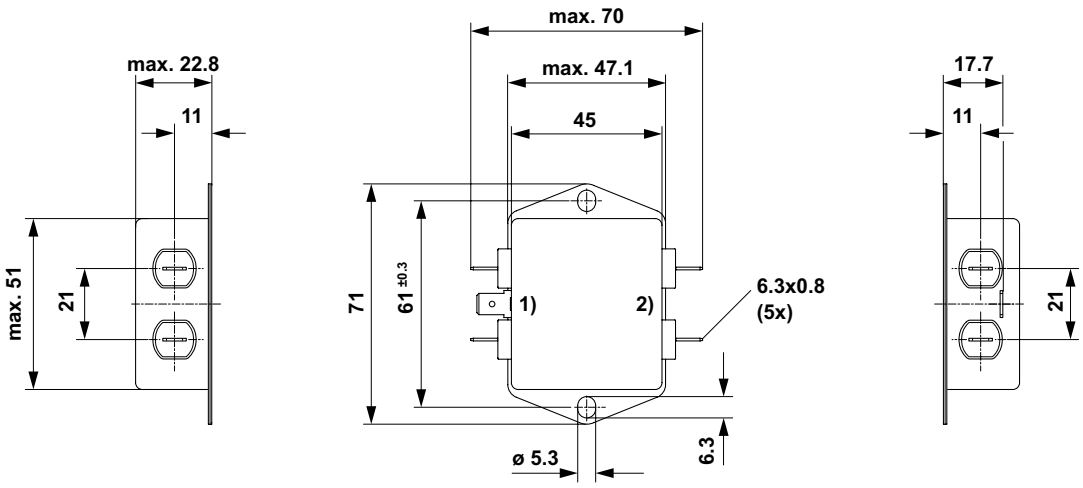


1) Line
2) Load

Case PI with quick connect terminals

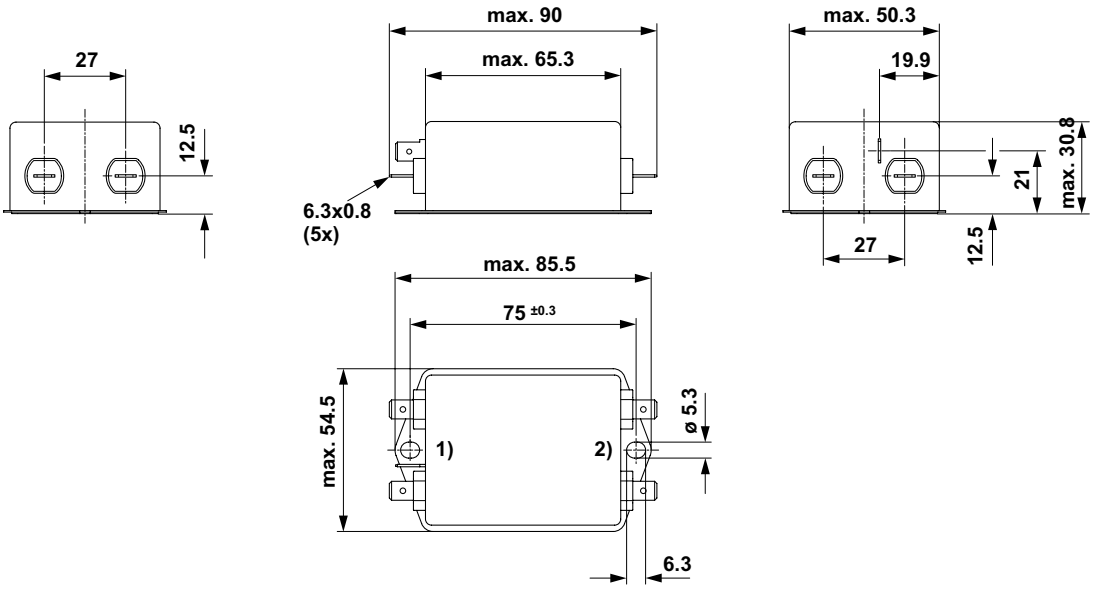


1) Line
2) Load

Case PK with quick connect terminals

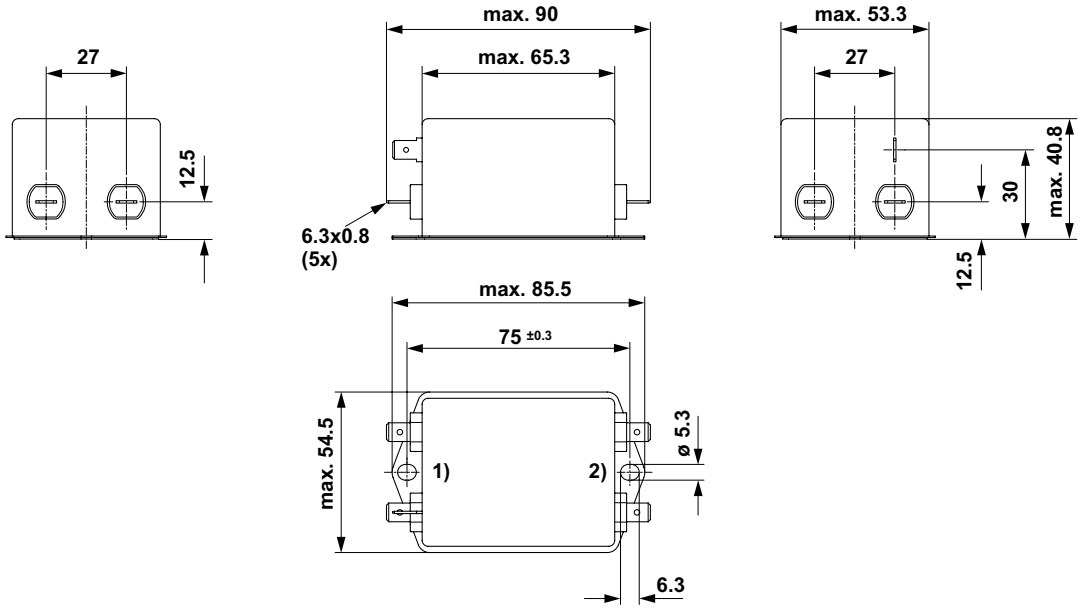


1) Line
2) Load

Case PK with bolt and nut

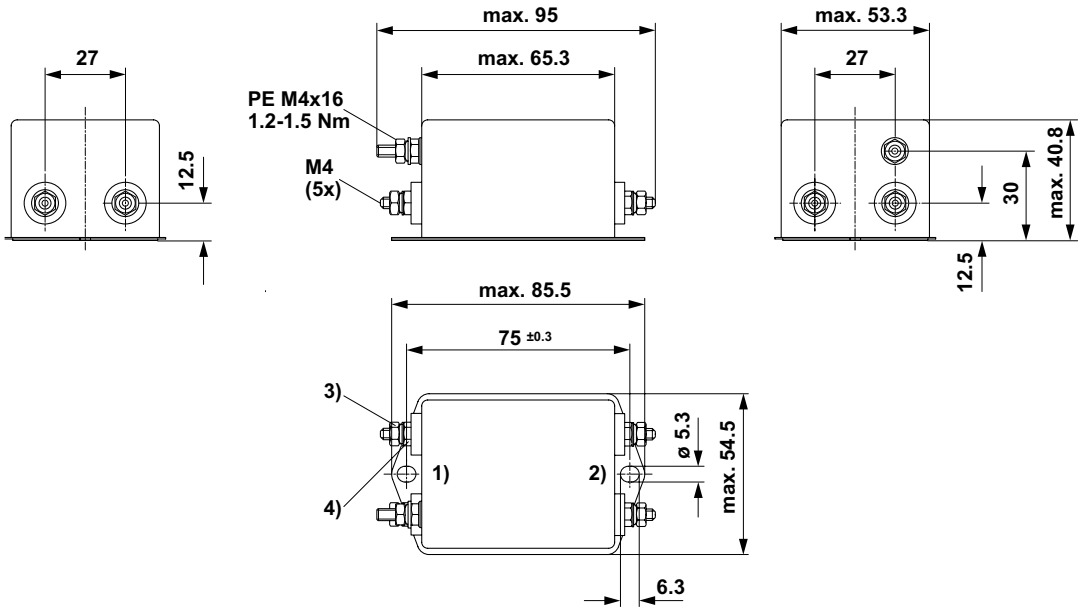


1) Line
2) Load
3) Nut torque 0.8...1 Nm, keep lock-nut fastened
4) Lock-nut do not unscrew

Case QC with quick connect terminals

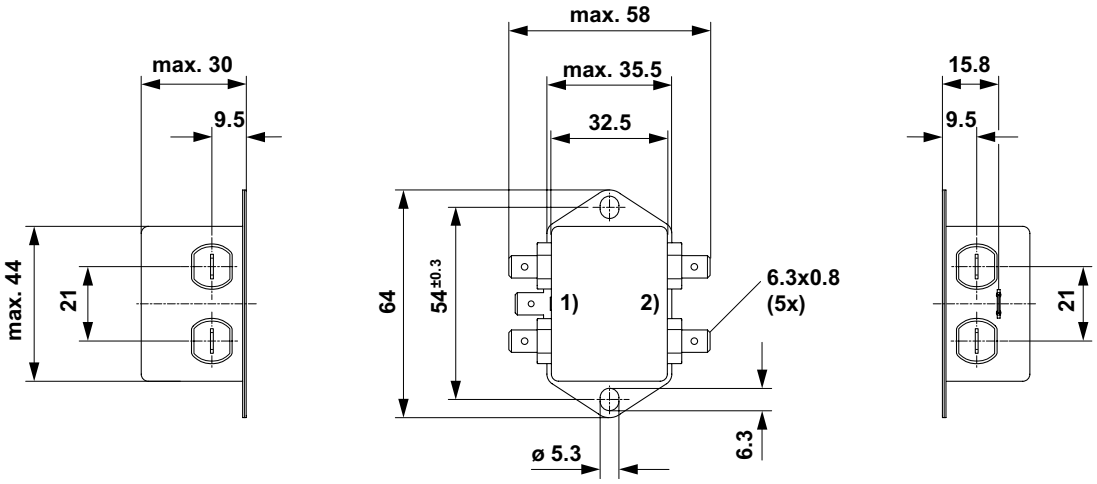


1) Line
2) Load

Case QD with quick connect terminals

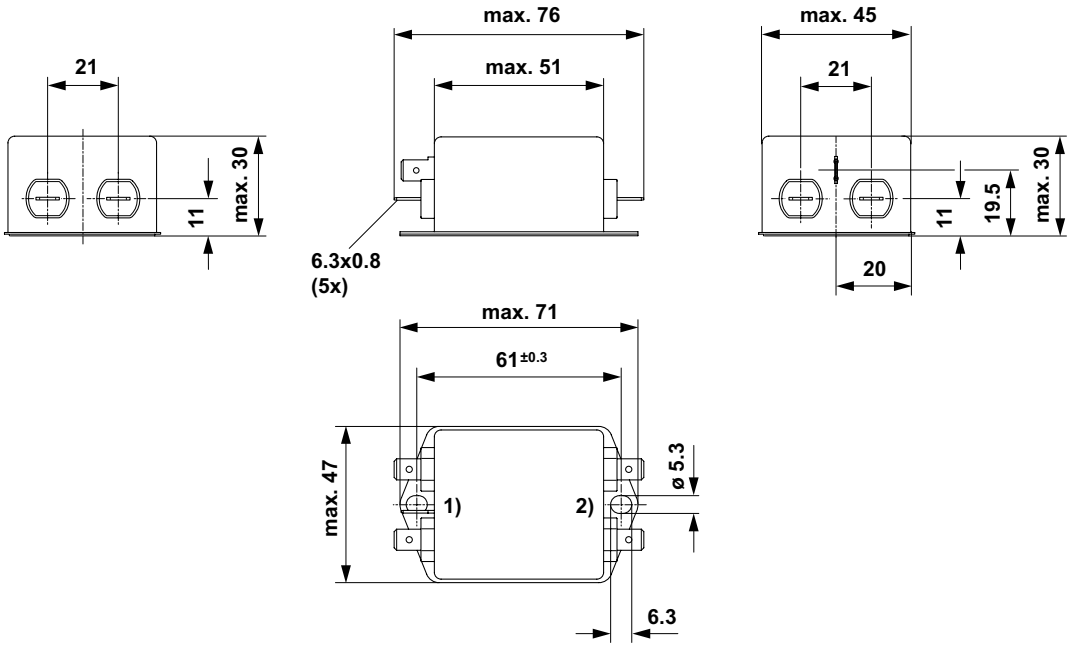


1) Line
2) Load

Case QE with bolt and nut

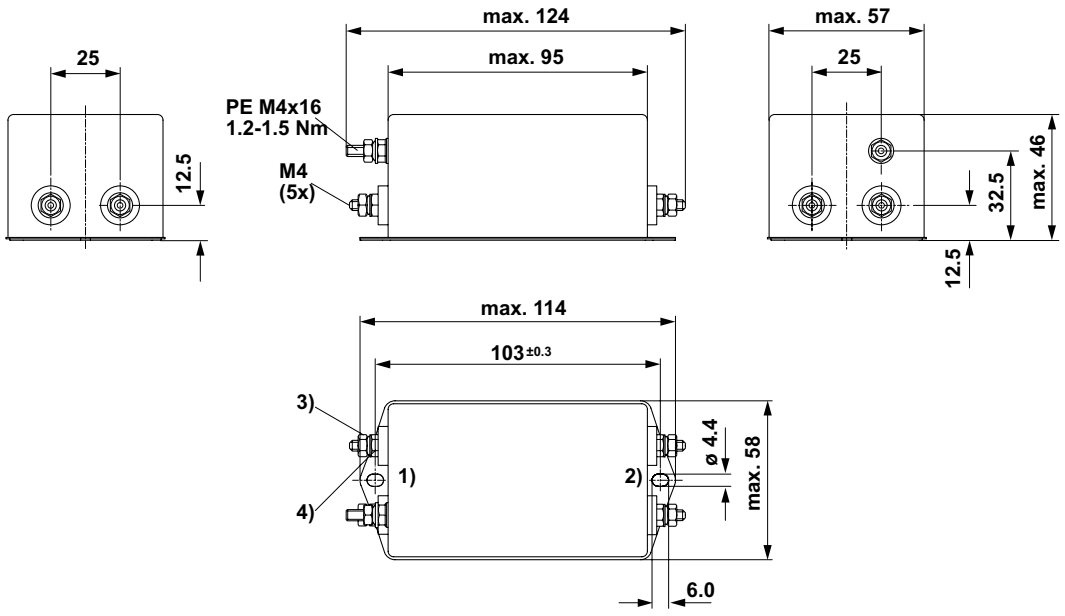


1) Line
2) Load
3) Nut torque 0.8...1 Nm, keep lock-nut fastened
4) Lock-nut do not unscrew

Case QF with bolt and nut

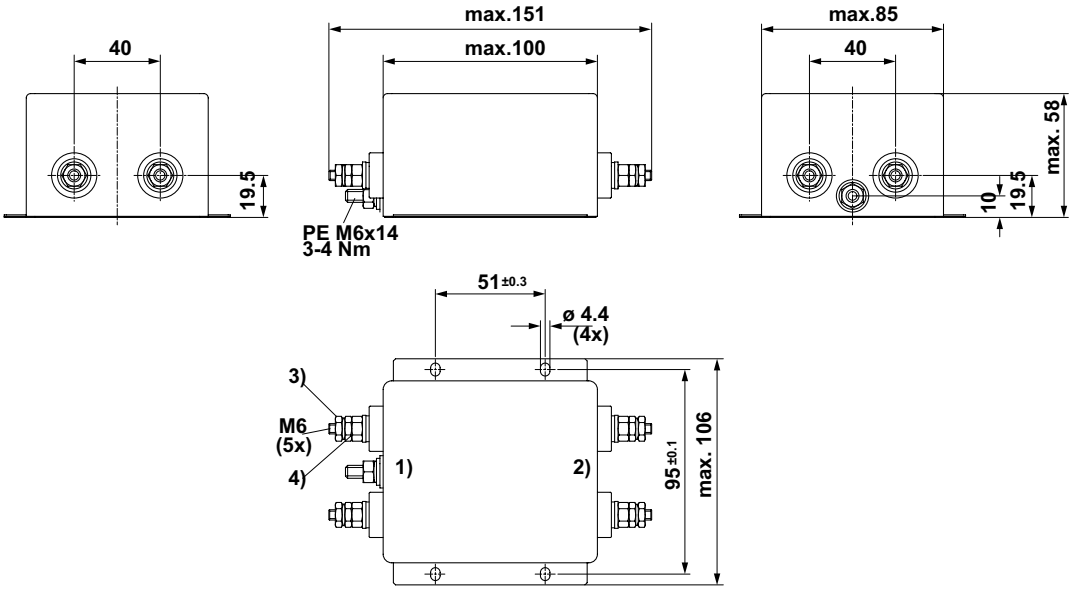


1) Line
2) Load
3) Nut torque 0.8...1 Nm, keep lock-nut fastened
4) Lock-nut do not unscrew

Case with wire leads

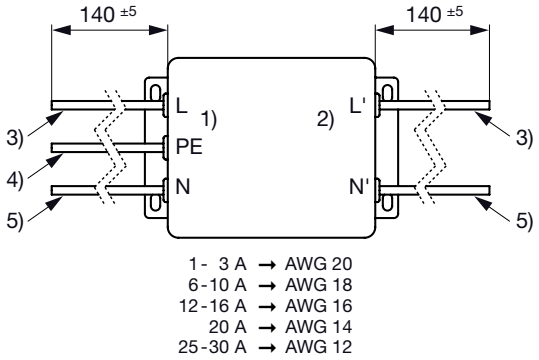


1) Line
2) Load
3) Brown
4) Yellow-Green
5) Blue

Case UL Protection class II

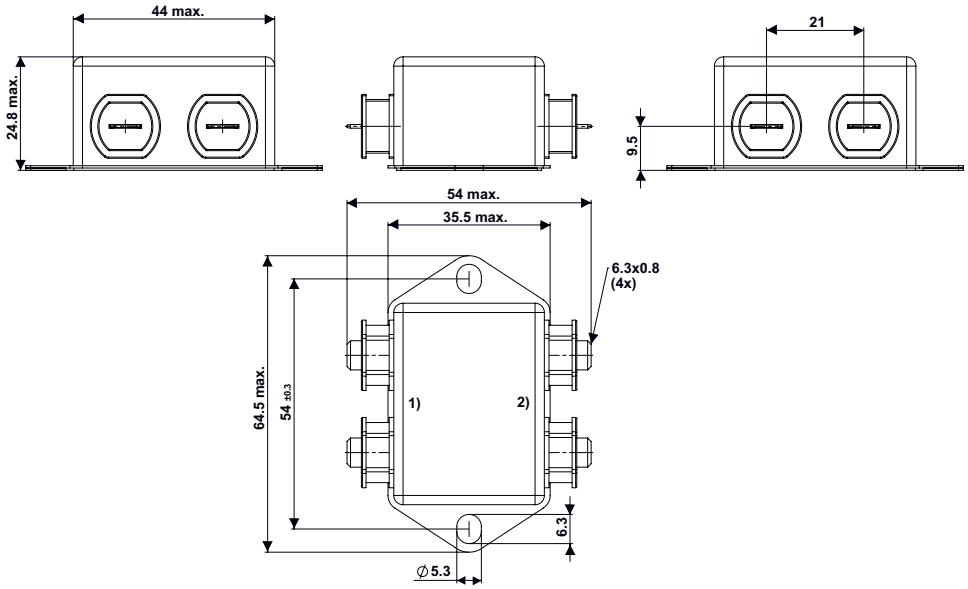


1) Line
2) Load

Case UM Protection class II

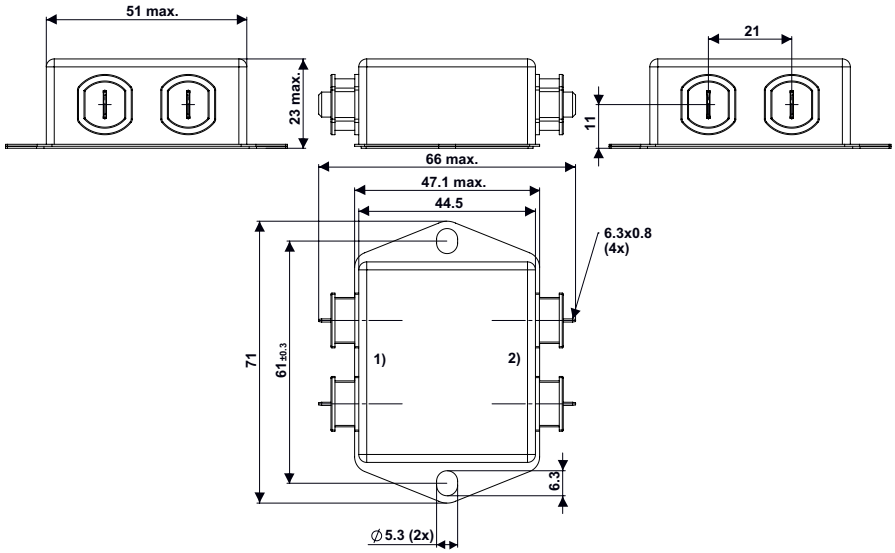


1) Line
2) Load

Case UN Protection class II

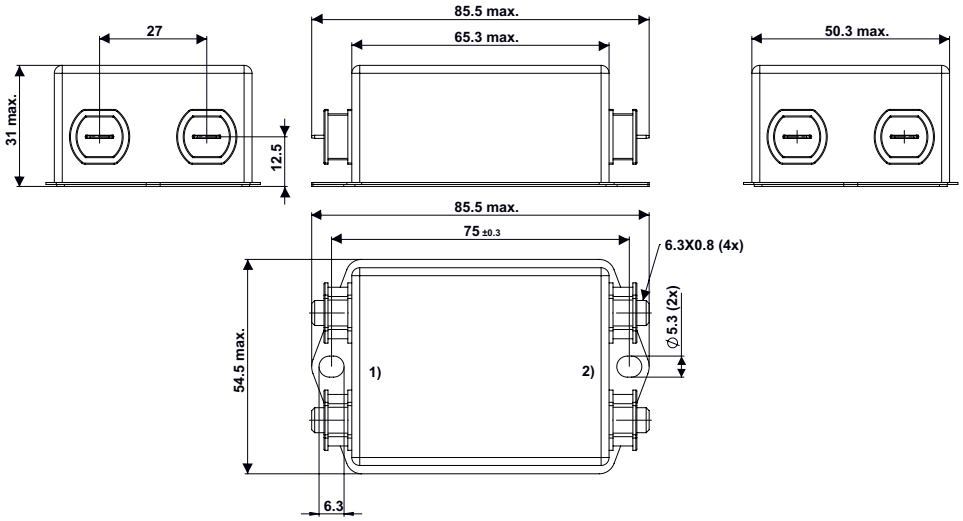


1) Line
2) Load

Case UO Protection class II

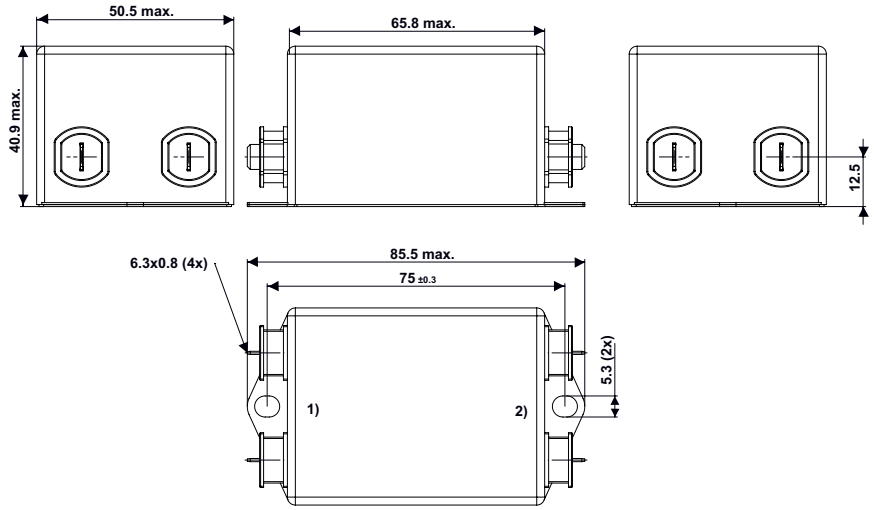


1) Line
2) Load

Case UG with Ground Line Choke

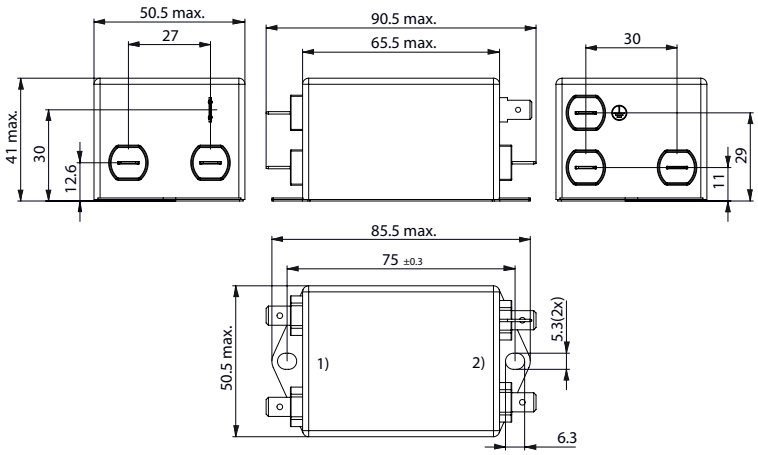


1) Line
2) Load

Case UI with Ground Line Choke

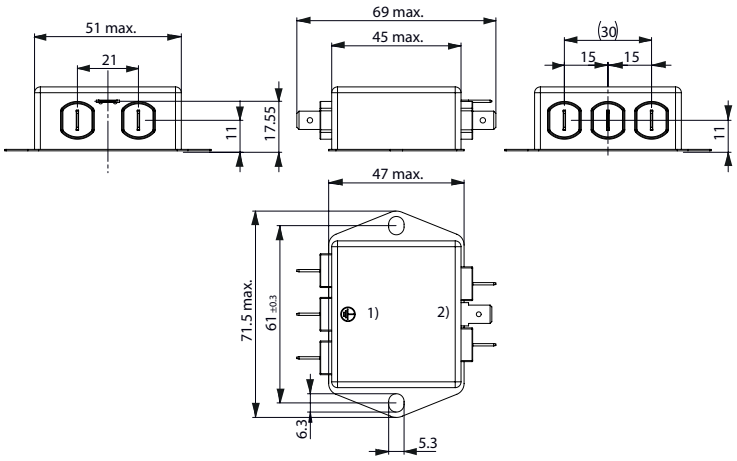


1) Line
2) Load

## Diagrams

Standard Version or medical M80
Design N, P

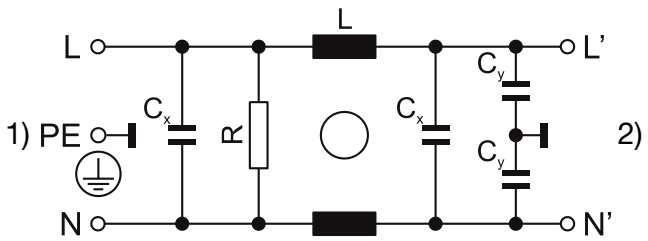


1) Line
2) Load

Medical Version (M5)
Design N, P

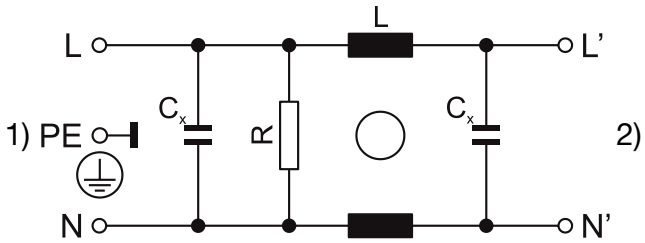


1) Line
2) Load

Standard Version or medical M80
Design Q

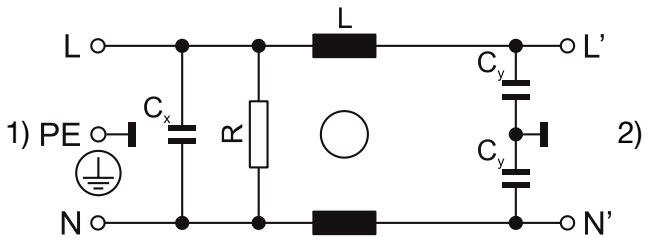


1) Line
2) Load

Medical Version (M5)
Design Q

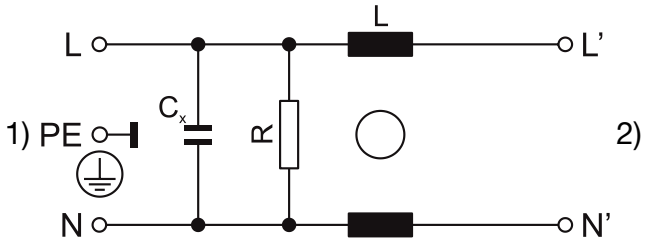


1) Line
2) Load

Medical Version (M5)
Protection class II

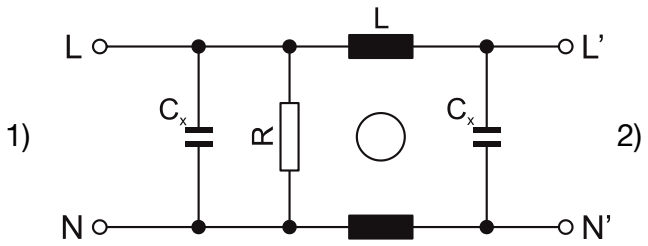


1) Line
2) Load

Standard or Medical Version (M80) with ground line choke
Design N

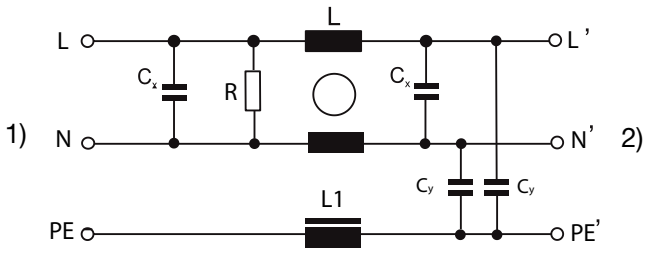


1) Line
2) Load

Medical Version (M5) with ground line choke
Design N

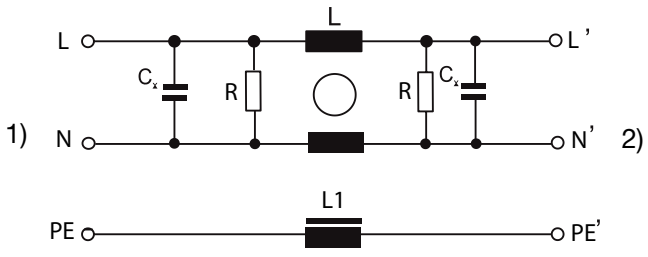


1) Line
2) Load

**Attenuation Loss** . . . . 0.1/100Ω differential mode ..... 100/0.1Ω differential mode - - - - 50Ω differential mode _____ 50Ω common mode

Standard version

1 A / Design N

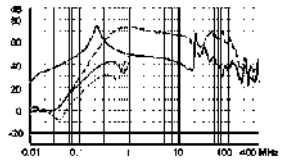

3 A / Design N

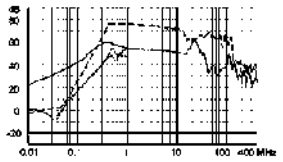

4 A / Design N

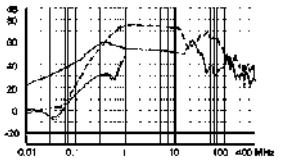

6 A / Design N

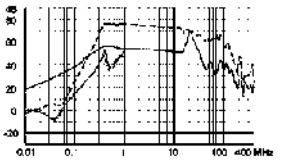

8 A / Design N

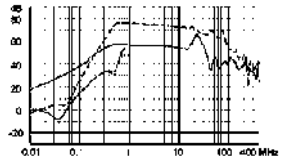

10 A / Design N

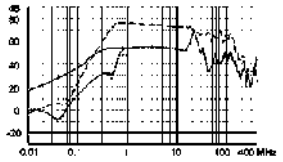

12 A / Design N

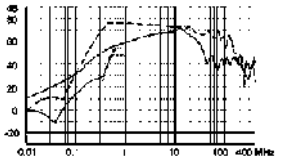

16 A / Design N

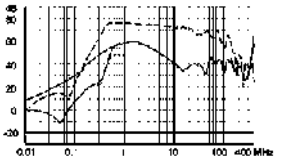

20 A / Design N

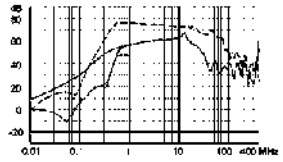

30 A / Design N

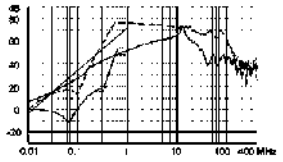

1 A / Design P

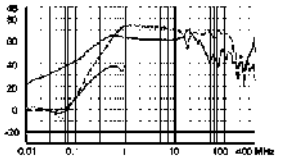

3 A / Design P

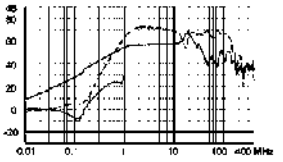

6 A / Design P

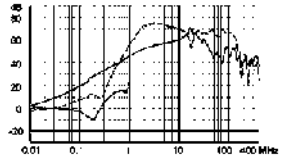

10 A / Design P

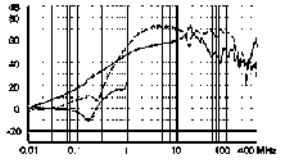

12 A / Design P

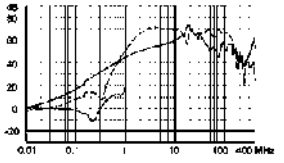

16 A / Design P

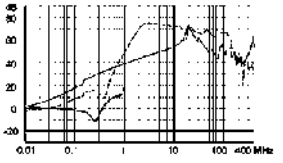

20 A / Design P

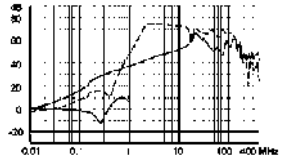

30 A / Design P

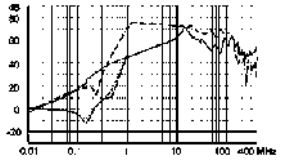

60 A / Design P

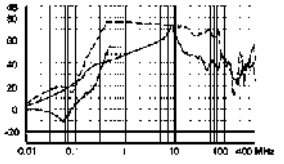

1 A / Design Q

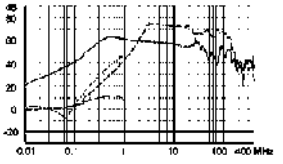

3 A / Design Q

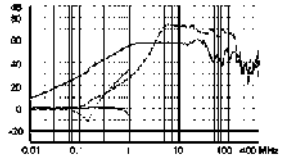

6 A / Design Q

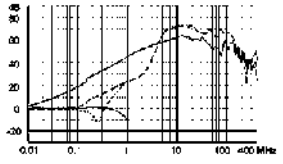

10 A / Design Q

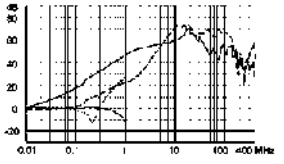

12 A / Design Q

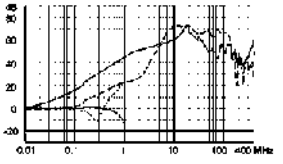

16 A / Design Q

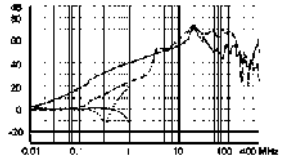

20 A / Design Q

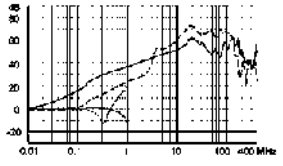

30 A / Design Q

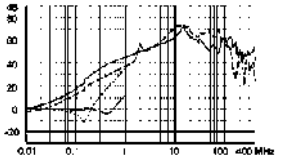

60 A / Design Q

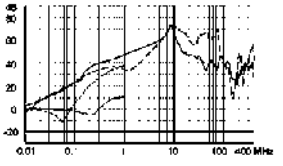

Medical version (M5)

1 A / Design N

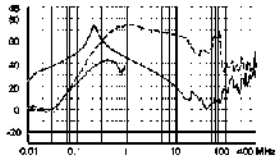

3 A / Design N

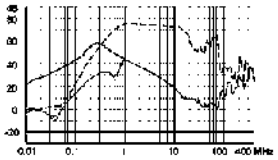

4 A / Design N

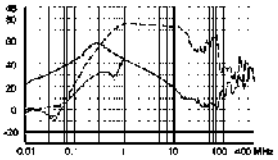

6 A / Design N

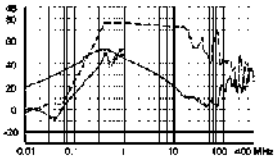

8 A / Design N

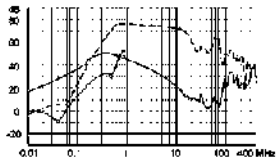

10 A / Design N

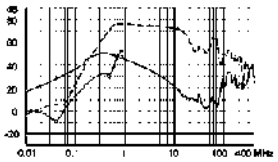

12 A / Design N

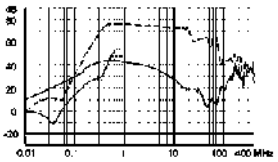

16 A / Design N

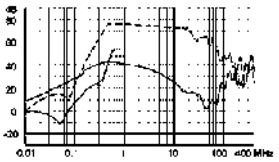

20 A / Design N

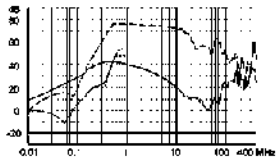

30 A / Design N

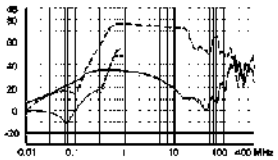

1 A / Design P

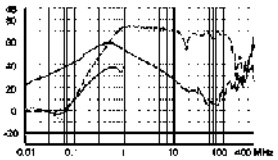

3 A / Design P

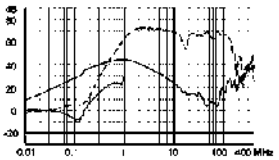

6 A / Design P

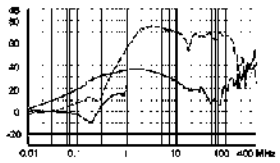

10 A / Design P

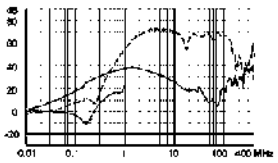

12 A / Design P

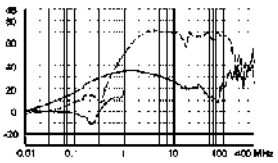

16 A / Design P

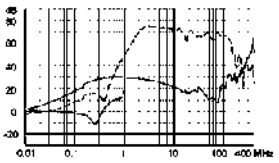

20 A / Design P

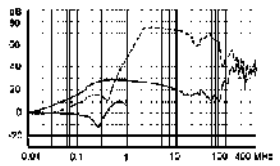

30 A / Design P

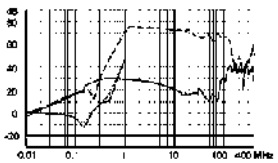

60 A / Design P

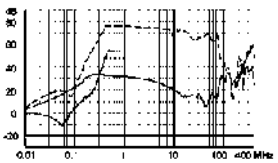

1 A / Design Q

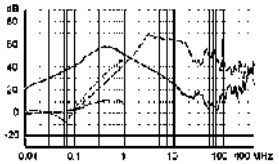

3 A / Design Q

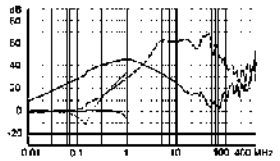

6 A / Design Q

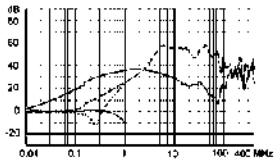

10 A / Design Q

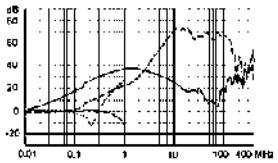

12 A / Design Q

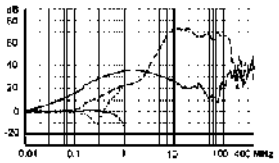

16 A / Design Q

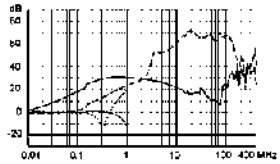

20 A / Design Q

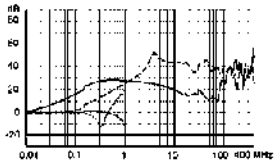

30 A / Design Q

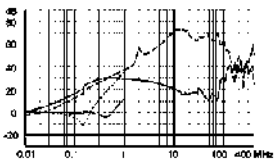

60 A / Design Q

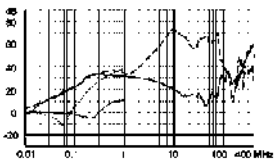

Medical version (M80)

1 A / Design N

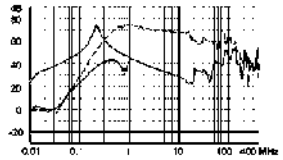

3 A / Design N

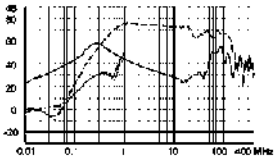

4 A / Design N

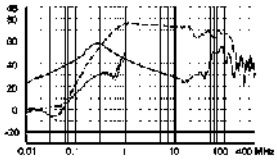

6 A / Design N

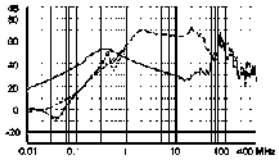

8 A / Design N

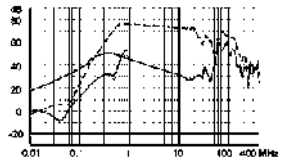

10 A / Design N

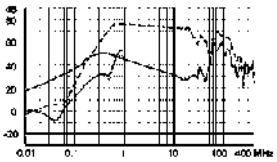

12 A / Design N

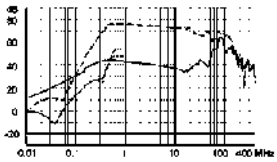

16 A / Design N

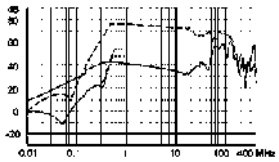

20 A / Design N

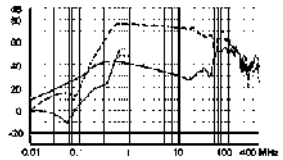

30 A / Design N

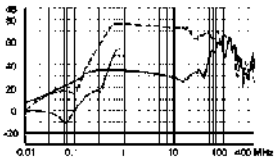

1 A / Design P

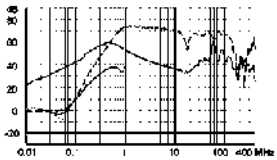

3 A / Design P

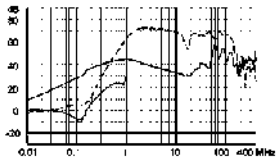

6 A / Design P

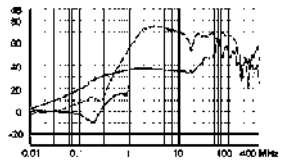

10 A / Design P

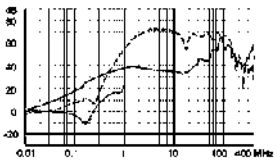

12 A / Design P

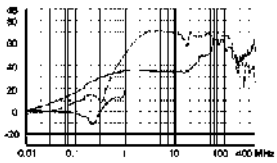

16 A / Design P

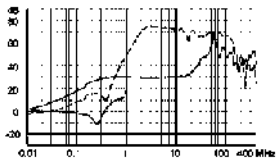

20 A / Design P

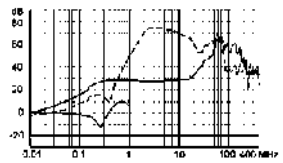

30 A / Design P

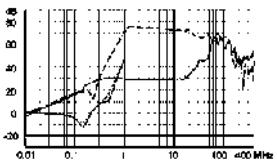

60 A / Design P

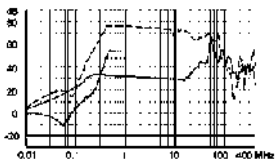

1 A / Design Q

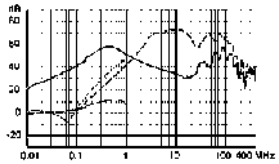

3 A / Design Q

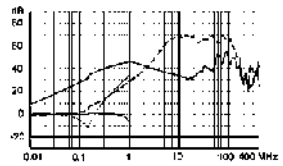

6 A / Design Q

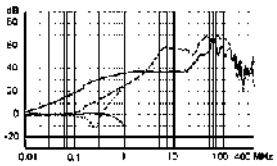

10 A / Design Q

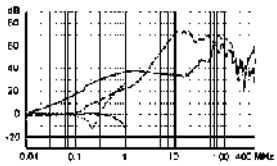

12 A / Design Q

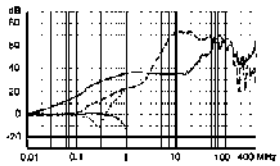

16 A / Design Q

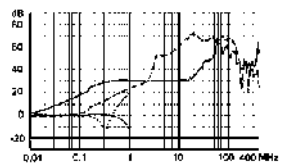

20 A / Design Q

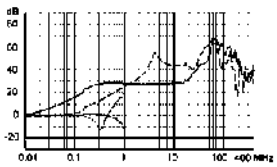

30 A / Design Q

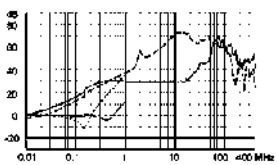

60 A / Design Q

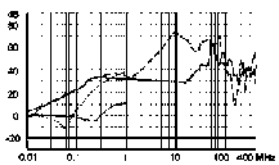

Standard with Earth Line Choke

1 A / Design N

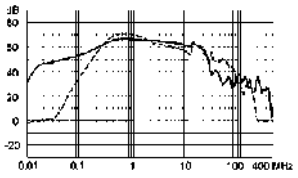

3 A / Design N

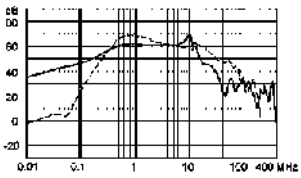

4 A / Design N

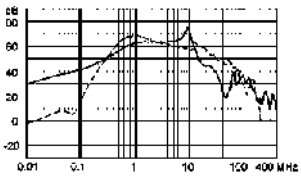

6 A / Design N

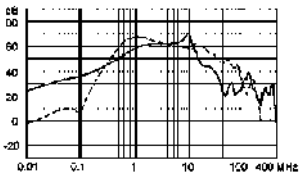

8 A / Design N

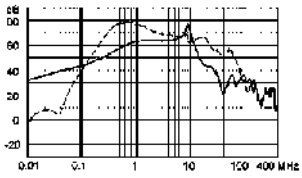

10 A / Design N

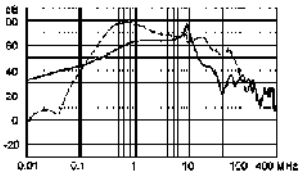

12 A / Design N

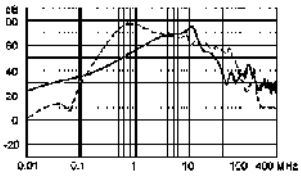

16 A / Design N

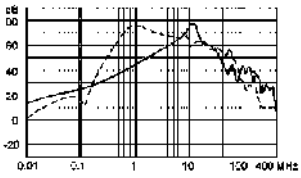

20 A / Design N

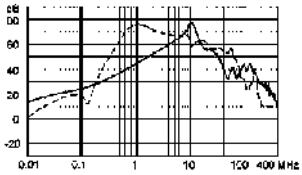

Medical (M5) with Earth Line Choke

1 A / Design N

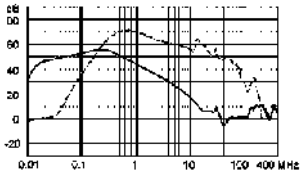

3 A / Design N

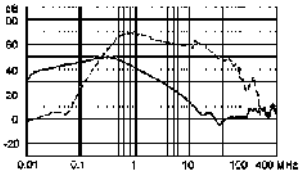

4 A / Design N

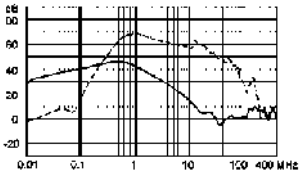

6 A / Design N

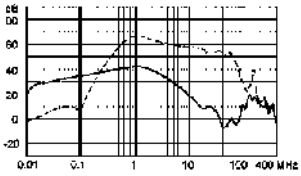

8 A / Design N

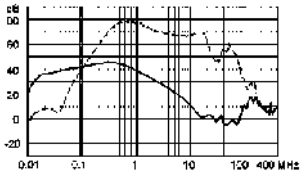

10 A / Design N

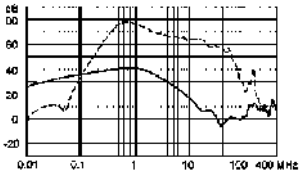

12 A / Design N

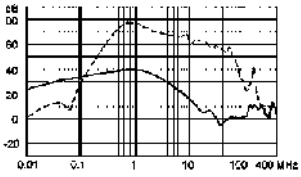

16 A / Design N

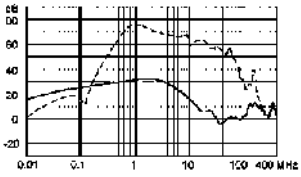

20 A / Design N

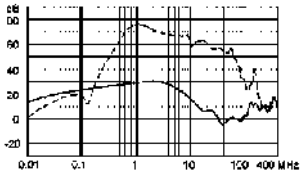

Medical (M80) with Earth Line Choke

1 A / Design N

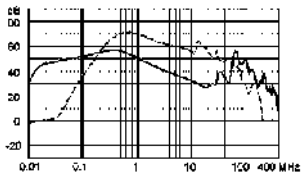

3 A / Design N

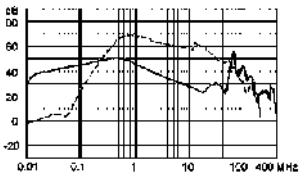

4 A / Design N

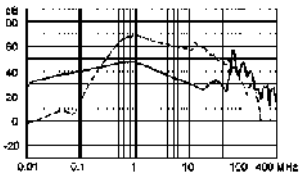

6 A / Design N

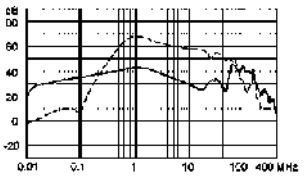

8 A / Design N

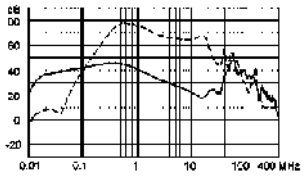

10 A / Design N

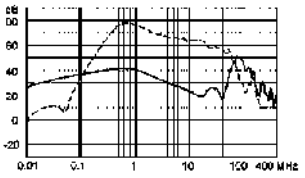

12 A / Design N

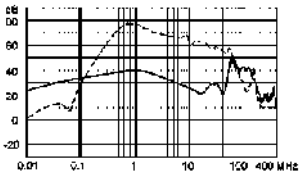

16 A / Design N

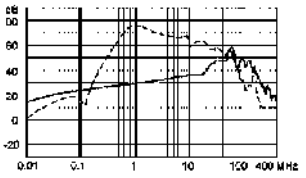

20 A / Design N

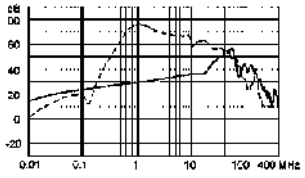

Standard HP

1 A

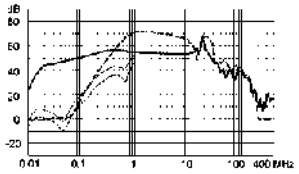

3 A

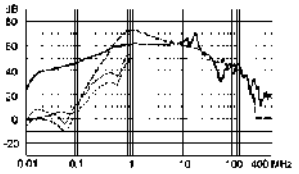

4 A

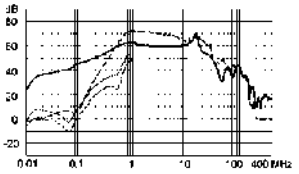

6 A

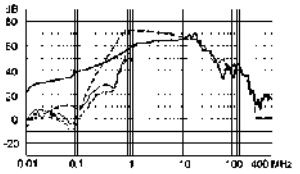

8 A

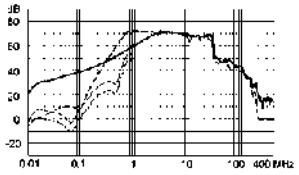

10 A

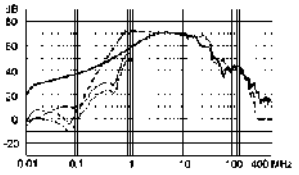

12 A

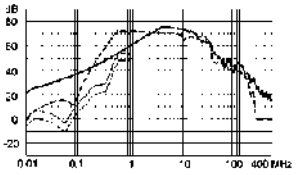

16 A

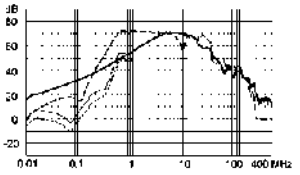

20 A

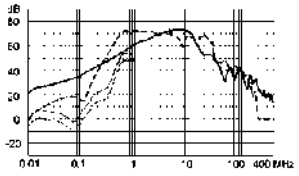

30 A

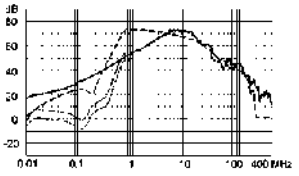

Medical (M5) HP

1 A

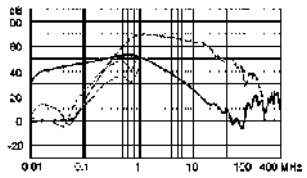

3 A

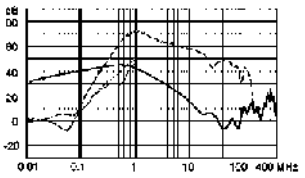

4 A

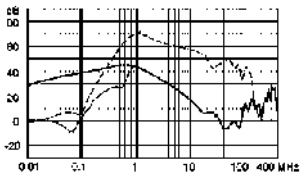

6 A

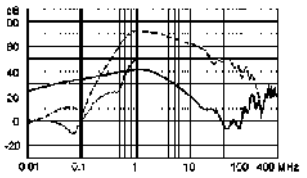

8 A

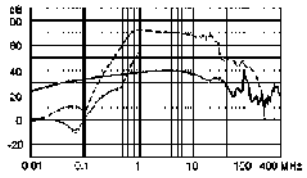

10 A

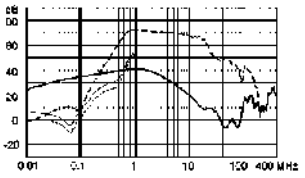

12 A

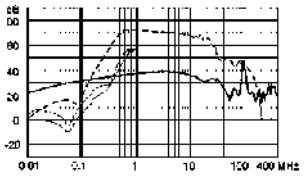

16 A

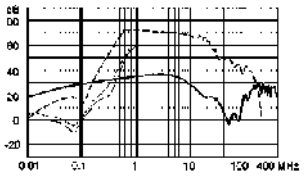

20 A

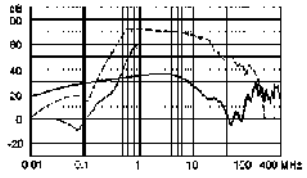

30 A

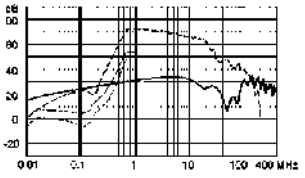

Medical (M80) HP

1 A

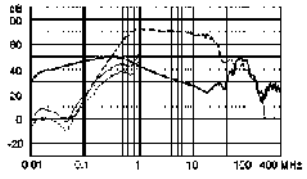

3 A

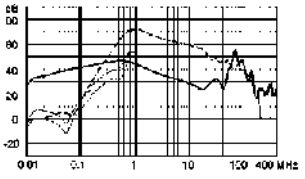

4 A

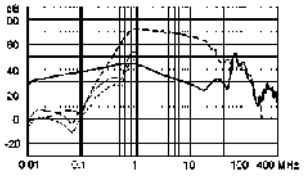

6 A

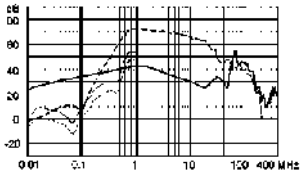

8 A

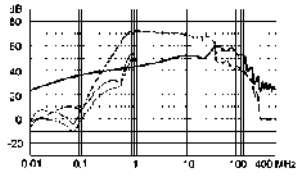

10 A

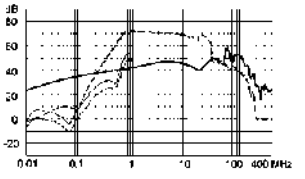

12 A

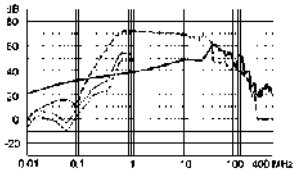

16 A

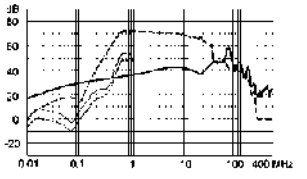

20 A

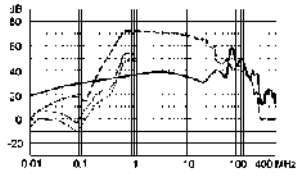

30 A

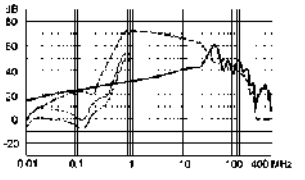

## All Variants

| Rated current [A] | Filter-Type | Terminal | Design | Protection Class | Leakage Current [mA] | Ri [mΩ] | Power Loss [W] | Surge protection | Weight [g] | Housing | Packaging [ST] | Order Number |
|---|---|---|---|---|---|---|---|---|---|---|---|---|
| 1 | Standard version | QC 6.3 x 0.8 mm | N | I | 0.5 | 475 | 1 | - | 72 g | PG | 15 | 5500.2630.01 |
| 1 | Standard version | QC 6.3 x 0.8 mm | N | I | 0.5 | 475 | 1 | VDR | 72 g | PG | 15 | 5500.2630.21 |
| 1 | Standard version | QC 6.3 x 0.8 mm | P | I | 0.5 | 320 | 0.65 | - | 80 g | QC | 15 | 5500.2640.01 |
| 1 | Standard version | QC 6.3 x 0.8 mm | Q | I | 0.5 | 320 | 0.65 | - | 66 g | PG | 15 | 5500.2650.01 |
| 3 | Standard version | QC 6.3 x 0.8 mm | N | I | 0.5 | 83 | 1.5 | - | 104 g | PH | 15 | 5500.2631.01 |
| 3 | Standard version | QC 6.3 x 0.8 mm | N | I | 0.5 | 83 | 1.5 | VDR | 104 g | PH | 15 | 5500.2631.21 |
| 3 | Standard version | QC 6.3 x 0.8 mm | P | I | 0.5 | 36 | 0.65 | - | 81 g | QC | 15 | 5500.2641.01 |
| 3 | Standard version | QC 6.3 x 0.8 mm | Q | I | 0.5 | 36 | 0.65 | - | 70 g | PG | 15 | 5500.2651.01 |
| 4 | Standard version | QC 6.3 x 0.8 mm | N | I | 0.5 | 53 | 1.7 | - | 108 g | PH | 15 | 5500.2632.01 |
| 4 | Standard version | QC 6.3 x 0.8 mm | N | I | 0.5 | 53 | 1.7 | VDR | 108 g | PH | 15 | 5500.2632.21 |
| 6 | Standard version | QC 6.3 x 0.8 mm | N | I | 0.5 | 32.5 | 2.4 | - | 109 g | PH | 15 | 5500.2633.01 |
| 6 | Standard version | QC 6.3 x 0.8 mm | N | I | 0.5 | 32.5 | 2.4 | VDR | 109 g | PH | 15 | 5500.2633.21 |
| 6 | Standard version | QC 6.3 x 0.8 mm | P | I | 0.5 | 12 | 0.86 | - | 80 g | QC | 15 | 5500.2642.01 |
| 6 | Standard version | QC 6.3 x 0.8 mm | Q | I | 0.5 | 12 | 0.86 | - | 100 g | PG | 15 | 5500.2652.01 |
| 8 | Standard version | QC 6.3 x 0.8 mm | N | I | 0.5 | 29.2 | 3.8 | - | 190 g | PI | 10 | 5500.2634.01 |
| 8 | Standard version | QC 6.3 x 0.8 mm | N | I | 0.5 | 29.2 | 3.8 | VDR | 190 g | PI | 10 | 5500.2634.21 |
| 10 | Standard version | QC 6.3 x 0.8 mm | P | I | 0.5 | 5 | 1 | - | 87 g | QC | 15 | 5500.2643.01 |
| 10 | Standard version | QC 6.3 x 0.8 mm | Q | I | 0.5 | 5 | 1 | - | 90 g | QC | 15 | 5500.2653.01 |
| 12 | Standard version | QC 6.3 x 0.8 mm | P | I | 0.5 | 4 | 1.2 | - | 92 g | QC | 15 | 5500.2644.01 |
| 12 | Standard version | QC 6.3 x 0.8 mm | Q | I | 0.5 | 4 | 1.2 | - | 90 g | QC | 15 | 5500.2654.01 |
| 16 | Standard version | QC 6.3 x 0.8 mm | P | I | 0.5 | 2 | 1 | - | 138 g | QD | 15 | 5500.2645.01 |
| 16 | Standard version | QC 6.3 x 0.8 mm | Q | I | 0.5 | 2 | 1 | - | 136 g | QD | 15 | 5500.2655.01 |
| 20 | Standard version | QC 6.3 x 0.8 mm | P | I | 0.5 | 1.9 | 1.5 | - | 206 g | PI | 10 | 5500.2646.01 |
| 20 | Standard version | QC 6.3 x 0.8 mm | Q | I | 0.5 | 1.9 | 1.5 | - | 204 g | PI | 10 | 5500.2656.01 |
| 1 | Standard Version with Ground Line Choke | QC 6.3 x 0.8 mm | N | I | 1.57 | 390 | 1 | - | 100 g | UI | 15 | 3-137-000 |
| 3 | Standard Version with Ground Line Choke | QC 6.3 x 0.8 mm | N | I | 1.57 | 62 | 1.2 | - | 104 g | UI | 15 | 3-137-001 |
| 4 | Standard Version with Ground Line Choke | QC 6.3 x 0.8 mm | N | I | 1.57 | 36 | 1.3 | - | 108 g | UI | 15 | 3-137-002 |
| 6 | Standard Version with Ground Line Choke | QC 6.3 x 0.8 mm | N | I | 1.57 | 21 | 1.6 | - | 110 g | UI | 15 | 3-137-003 |
| 8 | Standard Version with Ground Line Choke | QC 6.3 x 0.8 mm | N | I | 1.57 | 29 | 3.8 | - | 280 g | UG | 10 | 3-137-004 |
| 10 | Standard Version with Ground Line Choke | QC 6.3 x 0.8 mm | N | I | 1.57 | 13 | 2.6 | - | 295 g | UG | 10 | 3-137-005 |
| 12 | Standard Version with Ground Line Choke | QC 6.3 x 0.8 mm | N | I | 1.57 | 9 | 2.6 | - | 300 g | UG | 10 | 3-137-006 |
| 16 | Standard Version with Ground Line Choke | QC 6.3 x 0.8 mm | N | I | 1.57 | 3.3 | 2.8 | - | 310 g | UG | 10 | 3-137-007 |
| 20 | Standard Version with Ground Line Choke | QC 6.3 x 0.8 mm | N | I | 1.57 | 1 | 3.5 | - | 322 g | UG | 10 | 3-137-008 |
| 1 | Standard version HP | QC 6.3 x 0.8 mm | N | I | 0.74 | 286 | 0.57 | - | 72 g | PG | 15 | 3-143-596 |
| 3 | Standard version HP | QC 6.3 x 0.8 mm | N | I | 1.07 | 55 | 0.99 | - | 104 g | PH | 15 | 3-143-597 |
| 4 | Standard version HP | QC 6.3 x 0.8 mm | N | I | 1.07 | 33 | 1.06 | - | 108 g | PH | 15 | 3-143-598 |

| Rated current | Filter-Type | Terminal | Design | Protection Class | Leakage Current | Ri | Power Loss | Surge protection | Weight | Housing | Packaging | Order Number |
|---|---|---|---|---|---|---|---|---|---|---|---|---|
| [A] | | | | | [mA] | [mΩ] | [W] | | [g] | | [ST] | |
| 6 | Standard version HP | QC 6.3 x 0.8 mm | N | I | 1.07 | 20.5 | 1.48 | - | 109 g | PH | 15 | 3-143-599 |
| 8 | Standard version HP | QC 6.3 x 0.8 mm | N | I | 1.57 | 21.6 | 2.76 | - | 190 g | PI | 10 | 3-143-600 |
| 10 | Standard version HP | QC 6.3 x 0.8 mm | N | I | 1.57 | 15.5 | 3.1 | - | 200 g | PI | 10 | 3-143-601 |
| 12 | Standard version HP | QC 6.3 x 0.8 mm | N | I | 1.57 | 11 | 3.17 | - | 201 g | PI | 10 | 3-143-602 |
| 16 | Standard version HP | QC 6.3 x 0.8 mm | N | I | 2.36 | 6.9 | 3.53 | - | 308 g | UB | 10 | 3-143-603 |
| 20 | Standard version HP | QC 6.3 x 0.8 mm | N | I | 2.36 | 6.2 | 4.96 | - | 322 g | PK | 10 | 3-143-604 |
| 30 | Standard version HP | QC 6.3 x 0.8 mm | N | I | 2.36 | 2.9 | 5.2 | - | 355 g | PK | 10 | 3-143-605 |
| 60 | Industrial version | Bolt and nut M6 | P | I | 1 | 1 | 7.2 | - | 1220 g | QF | 1 | 5500.2648.03 |
| 60 | Industrial version | Bolt and nut M6 | Q | I | 1 | 1 | 7.2 | - | 1220 g | QF | 1 | 5500.2658.03 |
| 10 | Industrial version | QC 6.3 x 0.8 mm | N | I | 1 | 22.8 | 4.6 | - | 200 g | PI | 10 | 5500.2635.01 |
| 10 | Industrial version | QC 6.3 x 0.8 mm | N | I | 1 | 22.8 | 4.6 | VDR | 200 g | PI | 10 | 5500.2635.21 |
| 12 | Industrial version | QC 6.3 x 0.8 mm | N | I | 1 | 13.2 | 3.8 | - | 201 g | PI | 10 | 5500.2636.01 |
| 12 | Industrial version | QC 6.3 x 0.8 mm | N | I | 1 | 13.2 | 3.8 | VDR | 201 g | PI | 10 | 5500.2636.21 |
| 16 | Industrial version | QC 6.3 x 0.8 mm | N | I | 1 | 7.2 | 3.7 | - | 308 g | PK | 10 | 5500.2637.01 |
| 16 | Industrial version | QC 6.3 x 0.8 mm | N | I | 1 | 7.2 | 3.7 | VDR | 308 g | PK | 10 | 5500.2637.21 |
| 20 | Industrial version | QC 6.3 x 0.8 mm | N | I | 1 | 6.0 | 4.8 | - | 322 g | PK | 10 | 5500.2638.01 |
| 20 | Industrial version | QC 6.3 x 0.8 mm | N | I | 1 | 6.0 | 4.8 | VDR | 322 g | PK | 10 | 5500.2638.21 |
| 30 | Industrial version | Bolt and nut M4 | N | I | 1 | 2.9 | 5.2 | - | 355 g | PK | 10 | 5500.2639.03 |
| 30 | Industrial version | Bolt and nut M4 | P | I | 1 | 1 | 1.8 | - | 450 g | QE | 5 | 5500.2647.03 |
| 30 | Industrial version | Bolt and nut M4 | Q | I | 1 | 1 | 1.8 | - | 450 g | QE | 5 | 5500.2657.03 |
| 1 | Medical Version (M5) with Ground Line Choke | QC 6.3 x 0.8 mm | N | I | 0.005 | 390 | 1 | - | 100 g | UI | 15 | 3-137-009 |
| 3 | Medical Version (M5) with Ground Line Choke | QC 6.3 x 0.8 mm | N | I | 0.005 | 62 | 1.2 | - | 104 g | UI | 15 | 3-137-010 |
| 4 | Medical Version (M5) with Ground Line Choke | QC 6.3 x 0.8 mm | N | I | 0.005 | 36 | 1.3 | - | 108 g | UI | 15 | 3-137-011 |
| 6 | Medical Version (M5) with Ground Line Choke | QC 6.3 x 0.8 mm | N | I | 0.005 | 21 | 1.6 | - | 110 g | UI | 15 | 3-137-012 |
| 8 | Medical Version (M5) with Ground Line Choke | QC 6.3 x 0.8 mm | N | I | 0.005 | 29 | 3.8 | - | 280 g | UG | 10 | 3-137-013 |
| 10 | Medical Version (M5) with Ground Line Choke | QC 6.3 x 0.8 mm | N | I | 0.005 | 13 | 2.6 | - | 295 g | UG | 10 | 3-137-014 |
| 12 | Medical Version (M5) with Ground Line Choke | QC 6.3 x 0.8 mm | N | I | 0.005 | 9 | 2.6 | - | 300 g | UG | 10 | 3-137-015 |
| 16 | Medical Version (M5) with Ground Line Choke | QC 6.3 x 0.8 mm | N | I | 0.005 | 3.3 | 2.8 | - | 310 g | UG | 10 | 3-137-016 |
| 20 | Medical Version (M5) with Ground Line Choke | QC 6.3 x 0.8 mm | N | I | 0.005 | 1 | 3.5 | - | 322 g | UG | 10 | 3-137-017 |
| 1 | Medical Version (M80) with Ground Line Choke | QC 6.3 x 0.8 mm | N | I | 0.08 | 390 | 1 | - | 100 g | UI | 15 | 3-137-018 |
| 3 | Medical Version (M80) with Ground Line Choke | QC 6.3 x 0.8 mm | N | I | 0.08 | 62 | 1.2 | - | 104 g | UI | 15 | 3-137-019 |
| 4 | Medical Version (M80) with Ground Line Choke | QC 6.3 x 0.8 mm | N | I | 0.08 | 36 | 1.3 | - | 108 g | UI | 15 | 3-137-020 |

| Rated current | Filter-Type | Terminal | Design | Pro-tection Class | Leakage Current | Ri | Power Loss | Surge pro-tection | Weight | Housing | Packa-ging | Order Number |
|---|---|---|---|---|---|---|---|---|---|---|---|---|
| [A] | | | | | [mA] | [mΩ] | [W] | | [g] | | [ST] | |
| 6 | Medical Version (M80) with Ground Line Choke | QC 6.3 x 0.8 mm | N | I | 0.08 | 21 | 1.6 | - | 110 g | UI | 15 | 3-137-021 |
| 8 | Medical Version (M80) with Ground Line Choke | QC 6.3 x 0.8 mm | N | I | 0.08 | 29 | 3.8 | - | 280 g | UG | 10 | 3-137-022 |
| 10 | Medical Version (M80) with Ground Line Choke | QC 6.3 x 0.8 mm | N | I | 0.08 | 13 | 2.6 | - | 295 g | UG | 10 | 3-137-023 |
| 12 | Medical Version (M80) with Ground Line Choke | QC 6.3 x 0.8 mm | N | I | 0.08 | 9 | 2.6 | - | 300 g | UG | 10 | 3-137-024 |
| 16 | Medical Version (M80) with Ground Line Choke | QC 6.3 x 0.8 mm | N | I | 0.08 | 3.3 | 2.8 | - | 310 g | UG | 10 | 3-137-025 |
| 20 | Medical Version (M80) with Ground Line Choke | QC 6.3 x 0.8 mm | N | I | 0.08 | 1 | 3.5 | - | 322 g | UG | 10 | 3-137-026 |
| 60 | Medical (M5) | Bolt and nut M6 | P | I | 0.005 | 1 | 7.2 | - | 1220 g | QF | 1 | 5500.2648.06 |
| 60 | Medical (M5) | Bolt and nut M6 | Q | I | 0.005 | 1 | 7.2 | - | 1220 g | QF | 1 | 5500.2658.06 |
| 1 | Medical (M5) | QC 6.3 x 0.8 mm | N | II | 0.005 | 540 | 1.08 | - | 72 g | UL | 15 | 3-134-821 |
| 1 | Medical (M5) | QC 6.3 x 0.8 mm | N | I | 0.005 | 475 | 1 | - | 72 g | PG | 15 | 5500.2630.04 |
| 1 | Medical (M5) | QC 6.3 x 0.8 mm | P | I | 0.005 | 320 | 0.65 | - | 80 g | QC | 15 | 5500.2640.04 |
| 1 | Medical (M5) | QC 6.3 x 0.8 mm | Q | I | 0.005 | 320 | 0.65 | - | 66 g | PG | 15 | 5500.2650.04 |
| 3 | Medical (M5) | QC 6.3 x 0.8 mm | N | II | 0.005 | 82 | 1.48 | - | 104 g | UM | 15 | 3-134-822 |
| 3 | Medical (M5) | QC 6.3 x 0.8 mm | N | I | 0.005 | 83 | 1.5 | - | 104 g | PH | 15 | 5500.2631.04 |
| 3 | Medical (M5) | QC 6.3 x 0.8 mm | P | I | 0.005 | 36 | 0.65 | - | 81 g | QC | 15 | 5500.2641.04 |
| 3 | Medical (M5) | QC 6.3 x 0.8 mm | Q | I | 0.005 | 36 | 0.65 | - | 70 g | PG | 15 | 5500.2651.04 |
| 4 | Medical (M5) | QC 6.3 x 0.8 mm | N | II | 0.005 | 50 | 1.6 | - | 108 g | UM | 15 | 3-134-823 |
| 4 | Medical (M5) | QC 6.3 x 0.8 mm | N | I | 0.005 | 53 | 1.7 | - | 108 g | PH | 15 | 5500.2632.04 |
| 6 | Medical (M5) | QC 6.3 x 0.8 mm | N | II | 0.005 | 32 | 2.3 | - | 110 g | UM | 15 | 3-134-824 |
| 6 | Medical (M5) | QC 6.3 x 0.8 mm | N | I | 0.005 | 32.5 | 2.4 | - | 109 g | PH | 15 | 5500.2633.04 |
| 6 | Medical (M5) | QC 6.3 x 0.8 mm | P | I | 0.005 | 12 | 0.86 | - | 80 g | QC | 15 | 5500.2642.04 |
| 6 | Medical (M5) | QC 6.3 x 0.8 mm | Q | I | 0.005 | 12 | 0.86 | - | 100 g | PG | 15 | 5500.2652.04 |
| 8 | Medical (M5) | QC 6.3 x 0.8 mm | N | II | 0.005 | 29 | 3.71 | - | 188 g | UN | 10 | 3-134-825 |
| 8 | Medical (M5) | QC 6.3 x 0.8 mm | N | I | 0.005 | 29.2 | 3.8 | - | 190 g | PI | 10 | 5500.2634.04 |
| 10 | Medical (M5) | QC 6.3 x 0.8 mm | N | II | 0.005 | 19 | 3.8 | - | 200 g | UN | 10 | 3-134-826 |
| 10 | Medical (M5) | QC 6.3 x 0.8 mm | N | I | 0.005 | 22.8 | 4.6 | - | 200 g | PI | 10 | 5500.2635.04 |
| 10 | Medical (M5) | QC 6.3 x 0.8 mm | P | I | 0.005 | 5 | 1 | - | 87 g | QC | 15 | 5500.2643.04 |
| 10 | Medical (M5) | QC 6.3 x 0.8 mm | Q | I | 0.005 | 5 | 1 | - | 90 g | QC | 15 | 5500.2653.04 |
| 12 | Medical (M5) | QC 6.3 x 0.8 mm | N | II | 0.005 | 11 | 3.17 | - | 200 g | UN | 10 | 3-134-827 |
| 12 | Medical (M5) | QC 6.3 x 0.8 mm | N | I | 0.005 | 13.2 | 3.8 | - | 201 g | PI | 10 | 5500.2636.04 |
| 12 | Medical (M5) | QC 6.3 x 0.8 mm | P | I | 0.005 | 4 | 1.2 | - | 92 g | QC | 15 | 5500.2644.04 |
| 12 | Medical (M5) | QC 6.3 x 0.8 mm | Q | I | 0.005 | 4 | 1.2 | - | 90 g | QC | 15 | 5500.2654.04 |
| 16 | Medical (M5) | QC 6.3 x 0.8 mm | N | II | 0.005 | 6 | 3.07 | - | 310 g | UO | 10 | 3-134-828 |
| 16 | Medical (M5) | QC 6.3 x 0.8 mm | N | I | 0.005 | 7.2 | 3.7 | - | 308 g | PK | 10 | 5500.2637.04 |
| 16 | Medical (M5) | QC 6.3 x 0.8 mm | P | I | 0.005 | 2 | 1 | - | 138 g | QD | 15 | 5500.2645.04 |
| 16 | Medical (M5) | QC 6.3 x 0.8 mm | Q | I | 0.005 | 2 | 1 | - | 136 g | QD | 15 | 5500.2655.04 |
| 20 | Medical (M5) | QC 6.3 x 0.8 mm | N | II | 0.005 | 5 | 4 | - | 322 g | UO | 10 | 3-134-829 |
| 20 | Medical (M5) | QC 6.3 x 0.8 mm | N | I | 0.005 | 6 | 4.8 | - | 322 g | PK | 10 | 5500.2638.04 |
| 20 | Medical (M5) | QC 6.3 x 0.8 mm | P | I | 0.005 | 1.9 | 1.5 | - | 206 g | PI | 10 | 5500.2646.04 |

| Rated current | Filter-Type | Terminal | Design | Pro-tection Class | Leakage Current | Ri | Power Loss | Surge pro-tection | Weight | Housing | Packa-ging | Order Number |
|---|---|---|---|---|---|---|---|---|---|---|---|---|
| [A] | | | | | [mA] | [mΩ] | [W] | | [g] | | [ST] | |
| 20 | Medical (M5) | QC 6.3 x 0.8 mm | Q | I | 0.005 | 1.9 | 1.5 | - | 204 g | PI | 10 | 5500.2656.04 |
| 30 | Medical (M5) | Bolt and nut M4 | N | I | 0.005 | 2.9 | 5.2 | - | 355 g | PK | 10 | 5500.2639.06 |
| 30 | Medical (M5) | Bolt and nut M4 | P | I | 0.005 | 1 | 1.8 | - | 450 g | QE | 5 | 5500.2647.06 |
| 30 | Medical (M5) | Bolt and nut M4 | Q | I | 0.005 | 1 | 1.8 | - | 450 g | QE | 5 | 5500.2657.06 |
| 60 | Medical (M80) | Bolt and nut M6 | P | I | 0.08 | 1 | 7.2 | - | 1220 g | QF | 1 | 5500.2648.09 |
| 60 | Medical (M80) | Bolt and nut M6 | Q | I | 0.08 | 1 | 7.2 | - | 1220 g | QF | 1 | 5500.2658.09 |
| 1 | Medical (M80) | QC 6.3 x 0.8 mm | N | I | 0.08 | 475 | 1 | - | 72 g | PG | 15 | 5500.2630.07 |
| 1 | Medical (M80) | QC 6.3 x 0.8 mm | P | I | 0.08 | 320 | 0.65 | - | 80 g | QC | 15 | 5500.2640.07 |
| 1 | Medical (M80) | QC 6.3 x 0.8 mm | Q | I | 0.08 | 320 | 0.65 | - | 66 g | PG | 15 | 5500.2650.07 |
| 3 | Medical (M80) | QC 6.3 x 0.8 mm | N | I | 0.08 | 83 | 1.5 | - | 104 g | PH | 15 | 5500.2631.07 |
| 3 | Medical (M80) | QC 6.3 x 0.8 mm | P | I | 0.08 | 36 | 0.65 | - | 81 g | QC | 15 | 5500.2641.07 |
| 3 | Medical (M80) | QC 6.3 x 0.8 mm | Q | I | 0.08 | 36 | 0.65 | - | 70 g | PG | 15 | 5500.2651.07 |
| 4 | Medical (M80) | QC 6.3 x 0.8 mm | N | I | 0.08 | 53 | 1.7 | - | 108 g | PH | 15 | 5500.2632.07 |
| 6 | Medical (M80) | QC 6.3 x 0.8 mm | N | I | 0.08 | 32.5 | 2.4 | - | 109 g | PH | 15 | 5500.2633.07 |
| 6 | Medical (M80) | QC 6.3 x 0.8 mm | P | I | 0.08 | 12 | 0.86 | - | 80 g | QC | 15 | 5500.2642.07 |
| 6 | Medical (M80) | QC 6.3 x 0.8 mm | Q | I | 0.08 | 12 | 0.86 | - | 100 g | PG | 15 | 5500.2652.07 |
| 8 | Medical (M80) | QC 6.3 x 0.8 mm | N | I | 0.08 | 29.2 | 3.8 | - | 190 g | PI | 10 | 5500.2634.07 |
| 10 | Medical (M80) | QC 6.3 x 0.8 mm | N | I | 0.08 | 22.8 | 4.6 | - | 200 g | PI | 10 | 5500.2635.07 |
| 10 | Medical (M80) | QC 6.3 x 0.8 mm | P | I | 0.08 | 5 | 1 | - | 87 g | QC | 15 | 5500.2643.07 |
| 10 | Medical (M80) | QC 6.3 x 0.8 mm | Q | I | 0.08 | 5 | 1 | - | 90 g | QC | 15 | 5500.2653.07 |
| 12 | Medical (M80) | QC 6.3 x 0.8 mm | N | I | 0.08 | 13.2 | 3.8 | - | 201 g | PI | 10 | 5500.2636.07 |
| 12 | Medical (M80) | QC 6.3 x 0.8 mm | P | I | 0.08 | 4 | 1.2 | - | 92 g | QC | 15 | 5500.2644.07 |
| 12 | Medical (M80) | QC 6.3 x 0.8 mm | Q | I | 0.08 | 4 | 1.2 | - | 90 g | QC | 15 | 5500.2654.07 |
| 16 | Medical (M80) | QC 6.3 x 0.8 mm | N | I | 0.08 | 7.2 | 3.7 | - | 308 g | PK | 10 | 5500.2637.07 |
| 16 | Medical (M80) | QC 6.3 x 0.8 mm | P | I | 0.08 | 2 | 1 | - | 138 g | QD | 15 | 5500.2645.07 |
| 16 | Medical (M80) | QC 6.3 x 0.8 mm | Q | I | 0.08 | 2 | 1 | - | 136 g | QD | 15 | 5500.2655.07 |
| 20 | Medical (M80) | QC 6.3 x 0.8 mm | N | I | 0.08 | 6.0 | 4.8 | - | 322 g | PK | 10 | 5500.2638.07 |
| 20 | Medical (M80) | QC 6.3 x 0.8 mm | P | I | 0.08 | 1.9 | 1.5 | - | 206 g | PI | 10 | 5500.2646.07 |
| 20 | Medical (M80) | QC 6.3 x 0.8 mm | Q | I | 0.08 | 1.9 | 1.5 | - | 204 g | PI | 10 | 5500.2656.07 |
| 30 | Medical (M80) | Bolt and nut M4 | N | I | 0.08 | 2.9 | 5.2 | - | 355 g | PK | 10 | 5500.2639.09 |
| 30 | Medical (M80) | Bolt and nut M4 | P | I | 0.08 | 1 | 1.8 | - | 450 g | QE | 5 | 5500.2647.09 |
| 30 | Medical (M80) | Bolt and nut M4 | Q | I | 0.08 | 1 | 1.8 | - | 450 g | QE | 5 | 5500.2657.09 |
| 1 | Medical (M5) HP | QC 6.3 x 0.8 mm | N | II | 0.005 | 280 | 0.56 | - | 72 g | UL | 15 | 3-134-830 |
| 1 | Medical (M5) HP | QC 6.3 x 0.8 mm | N | I | 0.005 | 286 | 0.57 | - | 72 g | PG | 15 | 3-143-606 |
| 3 | Medical (M5) HP | QC 6.3 x 0.8 mm | N | II | 0.005 | 50 | 0.9 | - | 104 g | UM | 15 | 3-134-831 |
| 3 | Medical (M5) HP | QC 6.3 x 0.8 mm | N | I | 0.005 | 55 | 0.99 | - | 104 g | PH | 15 | 3-143-607 |
| 4 | Medical (M5) HP | QC 6.3 x 0.8 mm | N | II | 0.005 | 30 | 0.96 | - | 108 g | UM | 15 | 3-134-832 |
| 4 | Medical (M5) HP | QC 6.3 x 0.8 mm | N | I | 0.005 | 33 | 1.06 | - | 108 g | PH | 15 | 3-143-608 |
| 6 | Medical (M5) HP | QC 6.3 x 0.8 mm | N | II | 0.005 | 16.4 | 1.18 | - | 110 g | UM | 15 | 3-134-833 |
| 6 | Medical (M5) HP | QC 6.3 x 0.8 mm | N | I | 0.005 | 20.5 | 1.48 | - | 109 g | PH | 15 | 3-143-609 |
| 8 | Medical (M5) HP | QC 6.3 x 0.8 mm | N | II | 0.005 | 18.5 | 2.37 | - | 188 g | UN | 10 | 3-134-834 |
| 8 | Medical (M5) HP | QC 6.3 x 0.8 mm | N | I | 0.005 | 21.6 | 2.76 | - | 190 g | PI | 10 | 3-143-610 |
| 10 | Medical (M5) HP | QC 6.3 x 0.8 mm | N | II | 0.005 | 12.5 | 2.5 | - | 200 g | UN | 10 | 3-134-835 |
| 10 | Medical (M5) HP | QC 6.3 x 0.8 mm | N | I | 0.005 | 15.5 | 3.1 | - | 200 g | PI | 10 | 3-143-611 |
| 12 | Medical (M5) HP | QC 6.3 x 0.8 mm | N | II | 0.005 | 7.9 | 2.28 | - | 200 g | UN | 10 | 3-134-836 |
| 12 | Medical (M5) HP | QC 6.3 x 0.8 mm | N | I | 0.005 | 11 | 3.17 | - | 201 g | PI | 10 | 3-143-612 |

| Rated current [A] | Filter-Type | Terminal | Design | Protection Class | Leakage Current [mA] | Ri [mΩ] | Power Loss [W] | Surge protection | Weight [g] | Housing | Packaging [ST] | Order Number | |
|---|---|---|---|---|---|---|---|---|---|---|---|---|---|
| 16 | Medical (M5) HP | QC 6.3 x 0.8 mm | N | II | 0.005 | 4.2 | 2.15 | - | 310 g | UO | 10 | 3-134-837 | |
| 16 | Medical (M5) HP | QC 6.3 x 0.8 mm | N | I | 0.005 | 6.9 | 3.53 | - | 308 g | UB | 10 | 3-143-613 | ■ |
| 20 | Medical (M5) HP | QC 6.3 x 0.8 mm | N | II | 0.005 | 3.4 | 2.72 | - | 322 g | UO | 10 | 3-134-838 | |
| 20 | Medical (M5) HP | QC 6.3 x 0.8 mm | N | I | 0.005 | 6.2 | 4.96 | - | 322 g | PK | 10 | 3-143-614 | ■ |
| 30 | Medical (M5) HP | QC 6.3 x 0.8 mm | N | I | 0.005 | 2.9 | 5.2 | - | 355 g | PK | 10 | 3-143-615 | ■ |
| 1 | Medical (M80) HP | QC 6.3 x 0.8 mm | N | I | 0.08 | 286 | 0.57 | - | 72 g | PG | 15 | 3-143-616 | |
| 3 | Medical (M80) HP | QC 6.3 x 0.8 mm | N | I | 0.08 | 55 | 0.99 | - | 104 g | PH | 15 | 3-143-617 | |
| 4 | Medical (M80) HP | QC 6.3 x 0.8 mm | N | I | 0.08 | 33 | 1.06 | - | 108 g | PH | 15 | 3-143-618 | |
| 6 | Medical (M80) HP | QC 6.3 x 0.8 mm | N | I | 0.08 | 20.5 | 1.48 | - | 109 g | PH | 15 | 3-143-619 | |
| 8 | Medical (M80) HP | QC 6.3 x 0.8 mm | N | I | 0.08 | 21.6 | 2.76 | - | 190 g | PI | 10 | 3-143-620 | |
| 10 | Medical (M80) HP | QC 6.3 x 0.8 mm | N | I | 0.08 | 15.5 | 3.1 | - | 200 g | PI | 10 | 3-143-621 | |
| 12 | Medical (M80) HP | QC 6.3 x 0.8 mm | N | I | 0.08 | 11 | 3.17 | - | 201 g | PI | 10 | 3-143-622 | |
| 16 | Medical (M80) HP | QC 6.3 x 0.8 mm | N | I | 0.08 | 6.9 | 3.53 | - | 308 g | UB | 10 | 3-143-623 | |
| 20 | Medical (M80) HP | QC 6.3 x 0.8 mm | N | I | 0.08 | 6.2 | 4.96 | - | 322 g | PK | 10 | 3-143-624 | |
| 30 | Medical (M80) HP | QC 6.3 x 0.8 mm | N | I | 0.08 | 2.9 | 5.2 | - | 355 g | PK | 10 | 3-143-625 | |

■ Most Popular.

Availability for all products can be searched real-time:https://www.schurter.com/en/Stock-Check/Stock-Check-SCHURTER

4 designs N) excellent symmetrical noise attenuation
P) high symmetrical noise attenuation
Q) standard symmetrical noise attenuation
HP) high performance

60A medical filter M5 and M80, design P, are only suitable for medical equipment intended for permanently connection to the mains.

## Accessories

| | Description |
|---|---|
|  | DIN_Rail_Kit<br>Mounting accessory for compact 1- and 3-phase filters |

24.10.2023



The specifications, descriptions and illustrations indicated in this document are based on current information. All content is subject to modifications and amendments. Information furnished is believed to be accurate and reliable. However, users should independently evaluate the suitability and test each product selected for their own applications.