Data Sheet | Item Number: 285-187

2-conductor through terminal block; 95 mm²; lateral marker slots; with fixing flanges; POWER CAGE CLAMP; 95,00 mm²; dark gray-yellow

https://www.wago.com/285-187





Color: dark gray/yellow

Through terminal block, 285 Series, power cage clamp

Our through terminal block (item number 285-187) is the perfect way to connect conductors quickly and securely. Ensure that the strip lengths are 35 mm when connecting conductors to this through terminal block. Featuring conductor terminals along with POWER CAGE CLAMP, this connector is highly versatile. The POWER CAGE CLAMP is perfect for connecting large conductor cross-sections. This universal connector is both reliable and maintenance-free. What's more, you can use it to connect all types of conductors and the clamping point can be locked open, making it easier to use. You do not need to use a torque wrench or prepare the conductor. For example, crimping ferrules is not necessary. Depending on the conductor type, this through terminal block is designed for conductor cross sections ranging from 25 mm² to 95 mm². It has one level. You can connect a single potential using the two clamping points. The dark gray/yellow housing is made of polyamide (PA66) for insulation. These high-current terminal blocks are mounted using panel mountings and fixed in place with a Mounting flange..

Electrical data

Ratings per	IEC/EN 60947-7-1		
Overvoltage category	III	III	II
Pollution degree	3	2	2
Nominal voltage	1000 V	-	-
Rated impulse withstand voltage	12 kV	-	-
Rated current	232 A	-	-

Ratings per IEC/EN 2	
Rated voltage (III / 3)	1500 V
Rated impulse withstand voltage (III/3)	12 kV

Approvals per	UL 1059		
Use group	B	C	D
Rated voltage	600 V	600 V	-
Rated current	200 A	200 A	-

Approvals per	CSA 22.2 No 158		
Use group	B	C	D
Rated voltage	1000 V	1000 V	-
Rated current	210 A	-	-

Power Loss	
Power loss, per pole (potential)	7.5354 W
Rated current I_N for power loss specification	232 A
Resistance value for specified, current-dependent power loss	0.00014 Ω

General information	
Voltage type 1	AC/DC
Voltage type 2	DC

Continued on next page

Connection data

Clamping units	2
Total number of potentials	1
Number of levels	1
Number of jumper slots	2

Connection 1

Connection technology	POWER CAGE CLAMP
Actuation type	T-wrench; 8 mm
Connectable conductor materials	Copper
Nominal cross-section	95 mm²
Solid conductor	25 … 95 mm² / 4 … 4/0 AWG
Stranded conductor	25 … 95 mm² / 4 … 4/0 AWG
Fine-stranded conductor	25 … 95 mm² / 4 … 4/0 AWG
Fine-stranded conductor; with insulated ferrule	25 … 95 mm² / 4 … 4/0 AWG
Fine-stranded conductor; with uninsulated ferrule	25 … 95 mm² / 4 … 4/0 AWG
Strip length	35 mm / 1.38 inches
Wiring direction	Side-entry wiring

Physical data

Width	25 mm / 0.984 inches
Height from the surface	108 mm / 4.252 inches
Depth	145 mm / 5.709 inches

Mechanical data

Mounting type	Mounting flange
Mounting type	Panel mounting
Marking level	Side marking

Material data

Note (material data)	Information on material specifications can be found here
Color	dark gray/yellow
Material group	I
Insulation material (main housing)	Polyamide (PA66)
Flammability class per UL94	V0
Fire load	0.956 MJ
Weight	268.2 g

Environmental requirements

Processing temperature	-35 … +85 °C
Continuous operating temperature	-60 … +105 °C

Commercial data

PU (SPU)	5 pcs
Packaging type	Box
Country of origin	PL
GTIN	4055143583954
Customs tariff number	85369010000

 Continued on next page

Product Classification

UNSPSC	39121410
eCl@ss 10.0	27-14-11-20
eCl@ss 9.0	27-14-11-20
ETIM 9.0	EC000897
ETIM 8.0	EC000897
ECCN	NO US CLASSIFICATION

Environmental Product Compliance

RoHS Compliance Status	Compliant,No Exemption

Approvals / Certificates

General approvals

Approval	Standard	Certificate Name
CCA DEKRA Certification B.V.	EN 60947	NTR NL-7707
CSA DEKRA Certification B.V.	C22.2	154112
KEMA/KEUR DEKRA Certification B.V.	EN 60947	71-105562
UL Underwriters Laboratories Inc.	UL 1059	E45172

Declarations of conformity and manufacturer's declarations

Approval	Standard	Certificate Name
EU-Declaration of Conformity WAGO GmbH & Co. KG	-	-
UK-Declaration of Conformity WAGO GmbH & Co. KG	-	-

Approvals for marine applications

Approval	Standard	Certificate Name
ABS American Bureau of Shipping	EN 60947	24-0152298-PDA
DNV GL Det Norske Veritas, Germanischer Lloyd	-	TAE00001V2

Downloads

Environmental Product Compliance

Compliance Search

Environmental Product Compliance 285-187

Continued on next page

Documentation

Bid Text			
285-187	19.02.2019	xml 3.20 KB	
285-187	04.01.2018	doc 23.50 KB	

CAD/CAE-Data

CAD data	CAE data
2D/3D Models 285-187	EPLAN Data Portal 285-187
	ZUKEN Portal 285-187

1 Compatible Products

1.1 Optional Accessories

1.1.1 Cover

1.1.1.1 Cover

Item No.: 285-169
Finger guard; touchproof cover protects unused conductor entries and jumper slots; for 95 mm² high-current tbs; yellow

1.1.2 Current and voltage tap

1.1.2.1 Current and voltage tap

Item No.: 855-951/250-000
Current and voltage tap up to 95 mm²; Primary rated current: 250 A; Secondary rated current: 1 A; Rated power: 0.2 VA; Accuracy class: 0.5; fused

1.1.3 Ferrule

1.1.3.1 Ferrule

Item No.: 216-435
Ferrule; Sleeve for 50 mm² / AWG 1; uninsulated; electro-tin plated; electrolytic copper; gastight crimped; acc. to DIN 46228, Part 1/08.92

 Continued on next page

1.1.4 Installation

1.1.4.1 Mounting accessories

Item No.: 285-168
Fixing element; for 95 mm² high-current terminal blocks; orange

1.1.5 Jumper

1.1.5.1 Jumper

Item No.: 285-495
Jumper; insulated; gray

1.1.6 Marking

1.1.6.1 Group marker carrier

Item No.: 249-105
Group marker carrier; gray

1.1.6.2 Marker

Item No.: 793-5501/000-006
WMB marking card; as card; for terminal block width 5 - 17.5 mm; stretchable 5 - 5.2 mm; plain; snap-on type; blue

Item No.: 793-5501/000-014
WMB marking card; as card; for terminal block width 5 - 17.5 mm; stretchable 5 - 5.2 mm; plain; snap-on type; brown

Item No.: 793-5501/000-007
WMB marking card; as card; for terminal block width 5 - 17.5 mm; stretchable 5 - 5.2 mm; plain; snap-on type; gray

Item No.: 793-5501/000-023
WMB marking card; as card; for terminal block width 5 - 17.5 mm; stretchable 5 - 5.2 mm; plain; snap-on type; green

Item No.: 793-5501/000-017
WMB marking card; as card; for terminal block width 5 - 17.5 mm; stretchable 5 - 5.2 mm; plain; snap-on type; light green

Item No.: 793-5501/000-012
WMB marking card; as card; for terminal block width 5 - 17.5 mm; stretchable 5 - 5.2 mm; plain; snap-on type; orange

Item No.: 793-5501/000-005
WMB marking card; as card; for terminal block width 5 - 17.5 mm; stretchable 5 - 5.2 mm; plain; snap-on type; red

Item No.: 793-5501/000-024
WMB marking card; as card; for terminal block width 5 - 17.5 mm; stretchable 5 - 5.2 mm; plain; snap-on type; violet

Item No.: 793-5501
WMB marking card; as card; for terminal block width 5 - 17.5 mm; stretchable 5 - 5.2 mm; plain; snap-on type; white

Item No.: 793-5501/000-002
WMB marking card; as card; for terminal block width 5 - 17.5 mm; stretchable 5 - 5.2 mm; plain; snap-on type; yellow

Item No.: 793-501/000-006
WMB marking card; as card; not stretchable; plain; snap-on type; blue

Item No.: 793-501/000-007
WMB marking card; as card; not stretchable; plain; snap-on type; gray

Item No.: 793-501/000-023
WMB marking card; as card; not stretchable; plain; snap-on type; green

Item No.: 793-501/000-017
WMB marking card; as card; not stretchable; plain; snap-on type; light green

Item No.: 793-501/000-012
WMB marking card; as card; not stretchable; plain; snap-on type; orange

Item No.: 793-501/000-005
WMB marking card; as card; not stretchable; plain; snap-on type; red

Item No.: 793-501/000-024
WMB marking card; as card; not stretchable; plain; snap-on type; violet

Item No.: 793-501
WMB marking card; as card; not stretchable; plain; snap-on type; white

Item No.: 793-501/000-002
WMB marking card; as card; not stretchable; plain; snap-on type; yellow

Item No.: 2009-115/000-006
WMB-Inline; for Smart Printer; 1500 pieces on roll; stretchable 5 - 5.2 mm; plain; snap-on type; blue

Item No.: 2009-115/000-007
WMB-Inline; for Smart Printer; 1500 pieces on roll; stretchable 5 - 5.2 mm; plain; snap-on type; gray

Item No.: 2009-115/000-023
WMB-Inline; for Smart Printer; 1500 pieces on roll; stretchable 5 - 5.2 mm; plain; snap-on type; green

Item No.: 2009-115/000-017
WMB-Inline; for Smart Printer; 1500 pieces on roll; stretchable 5 - 5.2 mm; plain; snap-on type; light green

Item No.: 2009-115/000-012
WMB-Inline; for Smart Printer; 1500 pieces on roll; stretchable 5 - 5.2 mm; plain; snap-on type; orange

 Continued on next page

1.1.6.2 Marker

Item No.: 2009-115/000-005
WMB-Inline; for Smart Printer; 1500 pieces on roll; stretchable 5 - 5.2 mm; plain; snap-on type; red

Item No.: 2009-115/000-024
WMB-Inline; for Smart Printer; 1500 pieces on roll; stretchable 5 - 5.2 mm; plain; snap-on type; violet

Item No.: 2009-115
WMB-Inline; for Smart Printer; 1500 pieces on roll; stretchable 5 - 5.2 mm; plain; snap-on type; white

Item No.: 2009-115/000-002
WMB-Inline; for Smart Printer; 1500 pieces on roll; stretchable 5 - 5.2 mm; plain; snap-on type; yellow

1.1.6.3 Marker carrier

Item No.: 285-442
Adaptor; gray

1.1.7 Power tap

1.1.7.1 Power tap

Item No.: 285-407
Power tap; for 95 mm² high-current tbs; gray

1.1.8 Protective warning marker

1.1.8.1 Cover

Item No.: 285-170
Protective warning marker; with high-voltage symbol, black; yellow

Item No.: 285-175
Protective warning marker; yellow

1.1.9 Tool

1.1.9.1 Operating tool

Item No.: 285-172
Allen wrench; with a partially insulated shaft; green

Item No.: 285-173
Allen wrench; with a partially insulated shaft; with anti-rotation protection; green

Installation Notes

Installation



Optionally, insert block-to-block connector (285-168) into housing slot.

Align and snap high-current, through terminal blocks together.

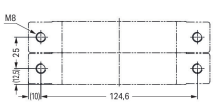

 Continued on next page