2501551-2 ✔ ACTIVE

TE Internal #: 2501551-2

RJ45 Connector, Multiple Ports, 2 x 1, Jack, Shielded, Cat 5e, Inverted (Top) / Standard (Bottom), 8 Position, Standard Profile, Through Hole - Solder

View on TE.com >

Connectors > Modular Jacks & Plugs > RJ45 Connectors > Industrial RJ45 modular jacks: 10/100 Mbps and 1 Gbps, THT reflow solderable



Modular Jack & Plug Interface Type: **RJ45**

Port Configuration: **Multiple Ports**

Port Matrix Configuration: **2 x 1**

Modular Jacks & Plugs Products: **RJ Type Jacks & Plugs**

Connector Contact Density: **Standard**

All Industrial RJ45 modular jacks: 10/100 Mbps and 1 Gbps, THT reflow solderable (36)

Features

Product Type Features

Connector Product Type	Connector Assembly
Modular Jack & Plug Interface Type	RJ45
Modular Jacks & Plugs Products	RJ Type Jacks & Plugs
Modular Connector Style	Jack
Grounding Options	PCB Ground
Connector & Contact Terminates To	Printed Circuit Board

Configuration Features

Number of PCB Ground Tabs	4
Multiple Port Configuration	Stacked
Port Configuration	Multiple Ports
Port Matrix Configuration	2 x 1
Connector Contact Density	Standard
Number of Positions	8

Number of Loaded Positions	8
PCB Mount Orientation	Right Angle

Signal Characteristics

Data Rate	1 Gb/s

Body Features

Insulator Material	Liquid Crystal Polymer (LCP)
Shield Plating Material	Nickel
Shield Material	Copper Alloy
PCB Retention Feature Material	Liquid Crystal Polymer (LCP)
Modular Jack Latch Orientation	Inverted (Top) / Standard (Bottom)
Connector Profile	Standard

Contact Features

Contact Underplating Material	Nickel
PCB Contact Termination Area Plating Material Finish	Matte
PCB Contact Termination Area Plating Material	Tin
Contact Current Rating (Max)	1.5 A
Contact Mating Area Plating Material	Gold (Au)
Contact Base Material	Phosphor Bronze
Contact Mating Area Plating Material Thickness	.76 µm[30 µin]

Termination Features

Termination Method to PCB	Through Hole - Solder
Termination Post & Tail Length	2.54 mm[.1 in]

Mechanical Attachment

PCB Mount Retention Type	Boardlock
Connector Mounting Type	Board Mount

Housing Features

Mating Entry Location	Side
Housing Color	Black
Housing Material	Liquid Crystal Polymer (LCP)

Dimensions

Connector Height	25.4 mm[1 in]

Usage Conditions

Operating Temperature Range	-40 – 85 °C[-40 – 185 °F]

Operation/Application

Shielded	Yes

Industry Standards

UL Flammability Rating	UL 94V-0
Performance Category	Cat 5e

Packaging Features

Packaging Method	Tray

Product Compliance

For compliance documentation, visit the product page on TE.com>

EU RoHS Directive 2011/65/EU	Compliant
EU ELV Directive 2000/53/EC	Not Yet Reviewed
China RoHS 2 Directive MIIT Order No 32, 2016	有害物质含量符合标准要求 No Restricted Substance(s) Above Threshold
EU REACH Regulation (EC) No. 1907/2006	Current ECHA Candidate List: JUNE 2025 (250) Candidate List Declared Against: JUNE 2025 (250) Does not contain REACH SVHC
Halogen Content	Not Low Halogen - contains Br or Cl > 900 ppm.
Solder Process Capability	Not reviewed for solder process capability

Product Compliance Disclaimer

This information is provided based on reasonable inquiry of our suppliers and represents our current actual knowledge based on the information they provided. This information is subject to change. The part numbers that TE has identified as EU RoHS compliant have a maximum concentration of 0.1% by weight in homogenous materials for lead, hexavalent chromium, mercury, PBB, PBDE, DBP, BBP, DEHP, DIBP, and 0.01% for cadmium, or qualify for an exemption to these limits as defined in the Annexes of Directive 2011/65/EU (RoHS2). Finished electrical and electronic equipment products will be CE marked as required by Directive 2011/65/EU. Components may not be CE marked.Additionally, the part numbers that TE has identified as EU ELV compliant have a maximum concentration of 0.1% by weight in homogenous materials for lead, hexavalent chromium, and mercury, and 0.01% for cadmium, or qualify for an exemption to these limits as defined in the Annexes of Directive 2000/53/EC (ELV). Regarding the REACH Regulations, TE's information on SVHC in articles for this part number is still based on the European Chemical Agency (ECHA) 'Guidance on requirements for substances in articles'(Version: 2, April 2011), applying the 0.1% weight on weight concentration threshold at the finished product level. TE is aware of the European Court of Justice ruling of September 10th, 2015 also known as O5A (Once An Article Always An Article) stating that, in case of 'complex object', the threshold for a SVHC must be applied to both the product as a whole and simultaneously to each of the articles forming part of its composition. TE has evaluated this ruling based on the new ECHA "Guidance on requirements for substances in articles" (June 2017, version 4.0) and will be updating its statements accordingly.

Compatible Parts



TE Part # 2383217-1
RJ45 FIELD INSTALLABLE CABLE CONN. 90



TE Part # 2383216-1
RJ45 FIELD INSTALLABLE CABLE CONN.



TE Part # 2120892-1
RJ45 CONNECTOR CAT6A, IP20 PLUG

Customers Also Bought

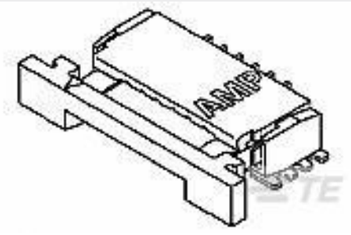

TE Part #1-84952-6
1MM FPC HORZ.BTTM CONT.ASS.16P



TE Part #6-1879336-6
CPF 0603 1K1 1% 50PPM 1K RL



TE Part #4-2176243-1
CRGS0603 5% 2K2



TE Part #1-2176304-8
RP 1E 0.1W 15R 0.1% 25PPM 5K RL



TE Part #3-2176340-7
CRGCQ 0603 1M0 5%



TE Part #1-2176343-2
CRGCQ 1206 82R 1%



TE Part #2301997-5
RJ45 JACK INT.MAG. 10/100 LED 2X1



TE Part #CAT-Z16-RJT45
Industrial RJ45 modular jacks: 10/100 Mbps and 1 Gbps, THT reflow solderable



TE Part #5103310-7
A/L LOW PRO HDR 34P RA BLACK

Documents

Product Drawings

RJ45 JACK THR 1Gb R/A 2X1

English

CAD Files

3D PDF

3D

Customer View Model

ENG_CVM_CVM_2501551-2_1.2d_dxf.zip

English

Customer View Model

ENG_CVM_CVM_2501551-2_1.3d_igs.zip

English

Customer View Model

ENG_CVM_CVM_2501551-2_1.3d_stp.zip

English

By downloading the CAD file I accept and agree to the Terms and Conditions of use.

Product Specifications

Application Specification

English

Agency Approvals

UL

English