2495155-1 ✔ ACTIVE

TE Internal #: 2495155-1

C, Standard USB, 2.0, Receptacle, 16 Position, Top Mount, 1 Port, Perpendicular Right Angle, Tape & Reel, IPX8, Flush, Surface Mount, Wire-to-Board

View on TE.com >

Connectors > Audio & Video Connectors > USB Connectors







USB Type: **C**

USB Version: **2.0**

Connector Profile: **Standard**

Connector & Housing Type: **Receptacle**

Number of Ports: **1**

Features

Product Type Features

Ground Feature Type	Ground Finger
Grounding Options	PCB Ground
USB Type	C
USB Version	2.0
Connector & Housing Type	Receptacle
Connector System	Wire-to-Board
Sealable	Yes
Connector & Contact Terminates To	Printed Circuit Board

Configuration Features

Number of Mounting Legs	2
Number of Ports	1
Number of Positions	16

Body Features

Shell Plating Finish	Bright

Shell Plating Material	Nickel
Offset	.48 mm
Connector Profile	Standard

Contact Features

Contact Underplating Material	Nickel
Contact Mating Area Plating Material Thickness	.76 µm[30 µin]
Contact Mating Area Plating Material	Gold Flash
Contact Current Rating (Max)	5 A

Termination Features

Termination Post & Tail Length	1.2 mm[.047 in]
Termination Method to PCB	Surface Mount

Mechanical Attachment

PCB Mount Location	Top Mount
PCB Connector Seating	Flush
PCB Mount Retention Type	Guide Post
Connector Mounting Type	Board Mount

Housing Features

Housing Color	Black
Housing Material	Liquid Crystal Polymer (LCP) GF30
Body Orientation	Perpendicular Right Angle
Centerline (Pitch)	2.08 mm[.081 in]

Dimensions

PCB Thickness (Recommended)	1 mm[.04 in]

Usage Conditions

Soldering Temperature (Max)	260 °C[500 °F]
Mating Cycles (Max)	10000
Operating Temperature Range	-30 – 85 °C[-22 – 185 °F]

Operation/Application

Halogen Free	No
Assembly Process Feature	Without Pick and Place Cover
Circuit Application	Power & Signal

Industry Standards

Moisture Sensitivity Level	1
UL Flammability Rating	UL 94V-0
IP Rating	IPX8

Packaging Features

Packaging Quantity	600
Packaging Method	Tape & Reel

Product Compliance

For compliance documentation, visit the product page on TE.com>

EU RoHS Directive 2011/65/EU	Compliant
EU ELV Directive 2000/53/EC	Not Yet Reviewed
China RoHS 2 Directive MIIT Order No 32, 2016	有害物质含量符合标准要求 No Restricted Substance(s) Above Threshold
EU REACH Regulation (EC) No. 1907/2006	Current ECHA Candidate List: JUNE 2025 (250) Candidate List Declared Against: JUNE 2025 (250) Does not contain REACH SVHC
Halogen Content	Low Halogen - Br, Cl, F < 900 ppm per homogenous material. Also BFR/CFR/PVC Free
Solder Process Capability	Not reviewed for solder process capability

Product Compliance Disclaimer

This information is provided based on reasonable inquiry of our suppliers and represents our current actual knowledge based on the information they provided. This information is subject to change. The part numbers that TE has identified as EU RoHS compliant have a maximum concentration of 0.1% by weight in homogenous materials for lead, hexavalent chromium, mercury, PBB, PBDE, DBP, BBP, DEHP, DIBP, and 0.01% for cadmium, or qualify for an exemption to these limits as defined in the Annexes of Directive 2011/65/EU (RoHS2). Finished electrical and electronic equipment products will be CE marked as required by Directive 2011/65/EU. Components may not be CE marked.Additionally, the part numbers that TE has identified as EU ELV compliant have a maximum concentration of 0.1% by weight in homogenous materials for lead, hexavalent chromium, and mercury, and 0.01% for cadmium, or qualify for an exemption to these limits as defined in the Annexes of Directive 2000/53/EC (ELV). Regarding the REACH Regulations, TE's information on SVHC in articles for this part number is still based on the European Chemical Agency (ECHA) 'Guidance on requirements for substances in articles'(Version: 2, April 2011), applying the 0.1% weight on weight concentration threshold at the finished product level. TE is aware of the European Court of Justice ruling of September 10th, 2015 also known as O5A (Once An Article Always An Article) stating that, in case of 'complex object', the threshold for a SVHC must be applied to both the product as a whole and simultaneously to each of the articles forming part of its composition. TE has evaluated this ruling based on the new ECHA "Guidance on requirements for substances in articles" (June 2017, version 4.0) and will be updating its statements accordingly.

Compatible Parts



TE Part # 2495704-1
USB TYPE C RECEPTACLE 16P IPX7



TE Part # 2495708-1
USB TYPE C RECEPTACLE 16P IPX7



TE Part # 2495705-1
USB TYPE C RECEPTACLE FEMALE 16P IPX7

Customers Also Bought



TE Part #2-34160-1
TERMINAL,PG R 16-14 8, TAPE



TE Part #3-794619-2
02P MICRO MNL ASSY,R/A,HDR LF

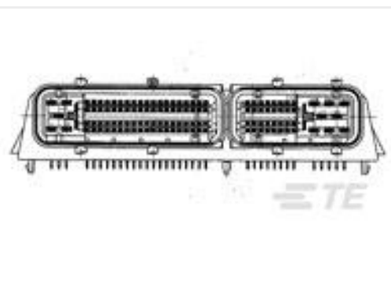

TE Part #1746979-1
ECU 121P HDR ASSY-PBT



TE Part #1-2176397-2
3502 3R0 1%



TE Part #5-2176422-9
TLRP 2512 3.0W R022 1% 50PPM 4K RL



TE Part #2205060-1
CA MICRO-MATCH MOW-MOW 4POS



TE Part #2301996-7
RJ45 JACK INT.MAG. 1GB LED 1X2 INV.



TE Part #2495154-1
USB TYPE C 6P WATERPROOF DIP+SMT CONN



TE Part #5646457-1
2MM HM,ASY,T-F,PIN,088 POS

TE Part #ER6593-000
D-436-37CS9376

Documents

Product Drawings

USB TYPE C RECEPTACLE 16P WATERPROOF DIP

English

CAD Files

Customer View Model

ENG_CVM_CVM_2495155-1_1.2d_dxf.zip

English

3D PDF

3D

Customer View Model

ENG_CVM_CVM_2495155-1_1.3d_stp.zip

English

Customer View Model

ENG_CVM_CVM_2495155-1_1.3d_igs.zip

English

By downloading the CAD file I accept and agree to the **Terms and Conditions** of use.

Product Specifications

Product Specification

English