2489079-1 ✔ ACTIVE

TE Internal #: 2489079-1

RJ45 with Integrated Magnetics Connector, Single Port, 1 x 1, Jack, Shielded, Cat 6A, Standard - Latch Down, 8 Position, Low Profile

View on TE.com >

Connectors > Modular Jacks & Plugs > RJ45 Connectors







Modular Jack & Plug Interface Type: **RJ45 with Integrated Magnetics**

Port Configuration: **Single Port**

Port Matrix Configuration: **1 x 1**

Modular Jacks & Plugs Products: **RJ Type Jacks & Plugs**

Connector Contact Density: **Standard**

Features

Product Type Features

Ground Feature Type	Ground Return Shielding
Connector Product Type	Connector Assembly
Modular Jack & Plug Interface Type	RJ45 with Integrated Magnetics
Modular Jacks & Plugs Products	RJ Type Jacks & Plugs
Modular Connector Style	Jack
Grounding Options	PCB and Panel Ground
Connector & Contact Terminates To	Printed Circuit Board

Configuration Features

Number of PCB Ground Tabs	2
Panel Ground Location	Top and Side
Number of Panel Ground Tabs	4
Port Configuration	Single Port
Port Matrix Configuration	1 x 1
Connector Contact Density	Standard
Number of Positions	8

Number of Loaded Positions	8
PCB Mount Orientation	Right Angle

Signal Characteristics

Data Rate	10 Gb/s

Body Features

Insulator Material	Glass-Filled Polyamide Nylon
Grounding Tab Plating Material	Tin
Shield Plating Material	Nickel
Shield Plating Finish	Matte
Shield Material	Brass
PCB Retention Feature Material	Plastic
LED Color (Top Right)	Green, Yellow
LED Color (Top Left)	Green
PCB Ground Tab Location	0 mm[0 in]
Modular Jack Latch Orientation	Standard - Latch Down
Connector Profile	Low

Contact Features

Contact Underplating Material	Nickel
PCB Contact Termination Area Plating Material Finish	Matte
PCB Contact Termination Area Plating Material	Tin
Contact Current Rating (Max)	.1 A
Contact Mating Area Plating Material	Gold (Au)
Contact Base Material	Phosphor Bronze
Contact Mating Area Plating Material Thickness	1.27 µm[50 µin]

Termination Features

Termination Method to PCB	Through Hole - Solder
Termination Post & Tail Length	3.18 mm[.125 in]

Mechanical Attachment

Panel Mount Feature	With
Panel Mount Feature Type	Mounting Hole
PCB Mount Retention Type	Locating Post
Connector Mounting Type	Panel Mount & Board Mount

Housing Features

Mating Entry Location	Side
Centerline (Pitch)	1.02 mm[.04 in]
Housing Color	Black
Housing Material	PA 46

Dimensions

PCB Thickness (Recommended)	2 mm[.079 in]
Connector Height	11.3 mm[.445 in]

Usage Conditions

Operating Temperature Range	-40 – 85 °C[-40 – 185 °F]

Operation/Application

Indicator Type	LED
Shielded	Yes
Circuit Application	Signal

Industry Standards

UL Flammability Rating	UL 94V-0
Performance Category	Cat 6A

Packaging Features

Packaging Quantity	780
Packaging Method	Tray/Box

Product Compliance

For compliance documentation, visit the product page on TE.com>

EU RoHS Directive 2011/65/EU	Compliant with Exemptions
EU ELV Directive 2000/53/EC	Not Yet Reviewed
China RoHS 2 Directive MIIT Order No 32, 2016	有害物质含量超出标准 Restricted Substance(s) Above Threshold
EU REACH Regulation (EC) No. 1907/2006	Current ECHA Candidate List: JUNE 2025 (250) Candidate List Declared Against: JUNE 2025 (250) SVHC > Threshold: Pb (16.07% in Component Part) **Article Safe Usage Statements:** Do not eat, drink or smoke when using this product. Wash thoroughly after handling. Recycle if possible and dispose of the article by following all applicable governmental regulations relevant to your geographic location.

Halogen Content	Not Low Halogen - contains Br or Cl > 900 ppm.
Solder Process Capability	Not reviewed for solder process capability

Product Compliance Disclaimer

This information is provided based on reasonable inquiry of our suppliers and represents our current actual knowledge based on the information they provided. This information is subject to change. The part numbers that TE has identified as EU RoHS compliant have a maximum concentration of 0.1% by weight in homogenous materials for lead, hexavalent chromium, mercury, PBB, PBDE, DBP, BBP, DEHP, DIBP, and 0.01% for cadmium, or qualify for an exemption to these limits as defined in the Annexes of Directive 2011/65/EU (RoHS2). Finished electrical and electronic equipment products will be CE marked as required by Directive 2011/65/EU. Components may not be CE marked.Additionally, the part numbers that TE has identified as EU ELV compliant have a maximum concentration of 0.1% by weight in homogenous materials for lead, hexavalent chromium, and mercury, and 0.01% for cadmium, or qualify for an exemption to these limits as defined in the Annexes of Directive 2000/53/EC (ELV). Regarding the REACH Regulations, TE's information on SVHC in articles for this part number is still based on the European Chemical Agency (ECHA) 'Guidance on requirements for substances in articles'(Version: 2, April 2011), applying the 0.1% weight on weight concentration threshold at the finished product level. TE is aware of the European Court of Justice ruling of September 10th, 2015 also known as O5A (Once An Article Always An Article) stating that, in case of 'complex object', the threshold for a SVHC must be applied to both the product as a whole and simultaneously to each of the articles forming part of its composition. TE has evaluated this ruling based on the new ECHA "Guidance on requirements for substances in articles" (June 2017, version 4.0) and will be updating its statements accordingly.

Customers Also Bought



TE Part #1-1622796-4
YR1 0.1% 1K82



TE Part #1735042-4
1MM FFC SMT V ASSY 4P EMBOSS



TE Part #2176307-9
RP 1E 0.1W 15K 0.1% 25PPM 5K RL



TE Part #1-2176331-1
CRGP 2512 68R 1%



TE Part #3-2176349-1
CRGCQ 2512 3K3 1%



TE Part #9-2176451-7
CPF 0201 499R 0.1% 25ppm 1K RL



TE Part #6-2301994-2
RJ45 JACK INT.MAG. 1GB LED 1X1



TE Part #2489084-1
RJ45 W/MAGNET 1X1 10G LED PLATING T 50



TE Part #5415025-1
JACK, RTANG, PCB, 50 OHM, BNC



TE Part #2362764-1
MATENET,CABLE ASSY,1 GBPS UTP

Documents

Product Drawings

RJ45 W/MAGNET 1X1 10G LED PLATING T 50

English

CAD Files

3D PDF

3D

Customer View Model

ENG_CVM_CVM_2489079-1_1.2d_dxf.zip

English

Customer View Model

ENG_CVM_CVM_2489079-1_1.3d_igs.zip

English

Customer View Model

ENG_CVM_CVM_2489079-1_1.3d_stp.zip

English

By downloading the CAD file I accept and agree to the Terms and Conditions of use.

Datasheets & Catalog Pages

dnd-fly-magnetic-mod-jacks-en

English

Product Specifications

Application Specification

English