2480843-1 ✔ ACTIVE

TE Internal #: 2480843-1

C, Standard USB, 2.0, Receptacle, 6 Position, Mid Mount, 1 Port, Right Angle, Reel, Flush, Through Hole - Solder, Cable-to-Board

View on TE.com >

Connectors > Audio & Video Connectors > USB Connectors







USB Type: **C**

USB Version: **2.0**

Connector Profile: **Standard**

Connector & Housing Type: **Receptacle**

Number of Ports: **1**

Features

Product Type Features

Grounding Options	PCB Ground
Integral Locking Latch	Without
USB Type	C
USB Version	2.0
Connector & Housing Type	Receptacle
Connector System	Cable-to-Board
Sealable	No
Connector & Contact Terminates To	Printed Circuit Board

Configuration Features

Number of Mounting Legs	4
Number of Ports	1
Number of Positions	6

Body Features

Shell Plating Material	Nickel
Shell Plating Finish	Bright

Connector Profile	Standard

Contact Features

Contact Underplating Material	Palladium Nickel
Contact Mating Area Plating Material	Gold Flash
Contact Current Rating (Max)	3 A

Termination Features

Termination Post & Tail Length	.85 mm
Termination Method to PCB	Through Hole - Solder

Mechanical Attachment

Locking Feature	Without
PCB Mount Location	Mid Mount
PCB Connector Seating	Flush
PCB Mount Retention Type	Solder Peg
Connector Mounting Type	Board Mount

Housing Features

Housing Color	Black
Housing Material	Thermoplastic
Body Orientation	Right Angle
Centerline (Pitch)	1 mm[.03 in]

Dimensions

PCB Thickness (Recommended)	.8 – 1 mm[.031 – .039 in]

Usage Conditions

Soldering Temperature (Max)	260 °C[500 °F]
Mating Cycles (Max)	10000
Operating Temperature Range	-30 – 85 °C[-22 – 185 °F]

Operation/Application

Halogen Free	Yes
Circuit Application	Power & Signal

Industry Standards

UL Flammability Rating	UL 94V-0
Moisture Sensitivity Level	1

Packaging Features

Packaging Method	Reel

Product Compliance

For compliance documentation, visit the product page on TE.com>

EU RoHS Directive 2011/65/EU	Compliant
EU ELV Directive 2000/53/EC	Out of Scope
China RoHS 2 Directive MIIT Order No 32, 2016	有害物质含量符合标准要求 No Restricted Substance(s) Above Threshold
EU REACH Regulation (EC) No. 1907/2006	Current ECHA Candidate List: JUNE 2025 (250) Candidate List Declared Against: JUNE 2024 (241) Does not contain REACH SVHC
Halogen Content	Low Halogen - Br, Cl, F < 900 ppm per homogenous material. Also BFR/CFR/PVC Free
Solder Process Capability	Not reviewed for solder process capability

Product Compliance Disclaimer

This information is provided based on reasonable inquiry of our suppliers and represents our current actual knowledge based on the information they provided. This information is subject to change. The part numbers that TE has identified as EU RoHS compliant have a maximum concentration of 0.1% by weight in homogenous materials for lead, hexavalent chromium, mercury, PBB, PBDE, DBP, BBP, DEHP, DIBP, and 0.01% for cadmium, or qualify for an exemption to these limits as defined in the Annexes of Directive 2011/65/EU (RoHS2). Finished electrical and electronic equipment products will be CE marked as required by Directive 2011/65/EU. Components may not be CE marked.Additionally, the part numbers that TE has identified as EU ELV compliant have a maximum concentration of 0.1% by weight in homogenous materials for lead, hexavalent chromium, and mercury, and 0.01% for cadmium, or qualify for an exemption to these limits as defined in the Annexes of Directive 2000/53/EC (ELV). Regarding the REACH Regulations, TE's information on SVHC in articles for this part number is still based on the European Chemical Agency (ECHA) 'Guidance on requirements for substances in articles'(Version: 2, April 2011), applying the 0.1% weight on weight concentration threshold at the finished product level. TE is aware of the European Court of Justice ruling of September 10th, 2015 also known as O5A (Once An Article Always An Article) stating that, in case of 'complex object', the threshold for a SVHC must be applied to both the product as a whole and simultaneously to each of the articles forming part of its composition. TE has evaluated this ruling based on the new ECHA "Guidance on requirements for substances in articles" (June 2017, version 4.0) and will be updating its statements accordingly.

Compatible Parts



TE Part # 2340901-1
USB Type C 2.0 Conn Rec Mid-Mount One Ro



TE Part # 2345986-3
TYPE C 3.1 TOP MOUNT DUAL SMT 1.63CH 30U



TE Part # 2295018-2
SPLASH PROOF USB TYPE C REC, DUAL SMT



TE Part # 1-2295018-2
USB TYPE C, REC OFFSET 0.65MM DUAL SMT



TE Part # 2129691-2
USB3.1 TYPE-C REC MID-MOUNT 0.485 HYBRID



TE Part # 2385692-1
USB4 RECPTACLE ON BOARD



TE Part # 2329418-2
USB TYPE C,REC IPX8 ON BOARD WITH COVER



TE Part # 2345986-2
TYPE C 3.1 TOP MOUNT DUAL SMT 1.63CH 15U



TE Part # 2345986-1
USB TYPE C 3.1 TOP MOUNT DUAL SMT 1.63CH



TE Part # 2388749-1
USB4 RECPTACLE ON BOARD



TE Part # 2495703-1
USB TYPE C RECEPTACLE 6P WATERPROOF IPX7



TE Part # 2338792-1
USB TYPE C 3.1 CONN REV TOP MOUNT CH1.6



TE Part # 2495157-1
USB TYPE C RECEPTACLE 6P WATERPROOF DIP



TE Part # 2337857-1
VERTICAL USB TYPE-C REC



TE Part # 2305018-2
USB TYPE C, REC IPX8 ON BOARD DUAL SMT



TE Part # 2495154-1
USB TYPE C 6P WATERPROOF DIP+SMT CONN



TE Part # 2495702-1
USB TYPE C RECEPTACLE 6P WATERPROOF IPX7



TE Part # 1-2305018-2
USB TYPE C, REC ON BOARD DUAL SMT

Customers Also Bought



TE Part #52420-1
TERMINAL,PIDG SPR SPD 16-14 6



TE Part #1102855-1
AWZG-HD.M-RSZ

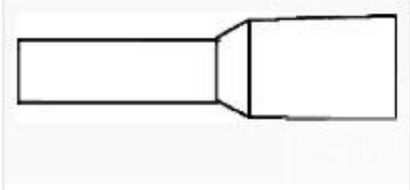

TE Part #1241003-1
ADERENDH1,5M SCHWA



TE Part #1775441-2
EMIX CONN., 1.5MM PITCH, RCPT, HSG, 2P

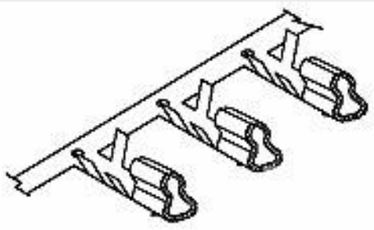

TE Part #1775442-1
EMIX CONN., 1.5mm PITCH, TERMI

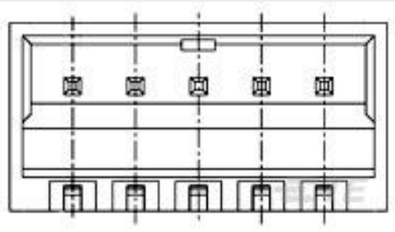

TE Part #5-1775444-2
EMIX CONN., 1.5MM PITCH, HDR, R /A, 2P



TE Part #7-2176311-3
RP 1E 0.1W 6K49 0.1% 25PPM 1K RL



TE Part #1-2176397-7
3502 4R7 1%



TE Part #2479774-1
USB C Charge-only,6 Pin, Top, 1u GF



TE Part #2-2176309-0
RP 1E 0.1W 15R8 0.1% 25PPM 1K RL

Documents

Product Drawings

USB C Charge-only,6 Pin, Mid, 3u GF

English

CAD Files

Customer View Model

ENG_CVM_CVM_2480843-1_1.2d_dxf.zip

English

3D PDF

3D

Customer View Model

ENG_CVM_CVM_2480843-1_1.3d_igs.zip

English

Customer View Model

ENG_CVM_CVM_2480843-1_1.3d_stp.zip

English

By downloading the CAD file I accept and agree to the Terms and Conditions of use.

Datasheets & Catalog Pages

dnd-fly-usb-type-c-charge-only-en-0624

English

Product Specifications

Process Specification

English