2477330-1 ✔ ACTIVE

SMPM

TE Internal #: 2477330-1

SMPM Connector, Plug, 50 ohm, Push-On, 40 GHz, Board-to-Board, 1 Position, Printed Circuit Board, Board Mount, -65 – 165 °C [-85 – 329 °F], SMPM

View on TE.com >

Connectors > RF Connectors > Coax Connectors







RF Interface: **SMPM**

RF Connector Style: **Plug**

RF Connector Mated Outer Diameter (Approximate): **3.8 mm [.149 in]**

Impedance: **50 Ω**

RF Connector Coupling Mechanism: **Push-On**

Features

Product Type Features

RF Interface	SMPM
RF Connector Style	Plug
Connector System	Board-to-Board
Sealable	No
Connector & Contact Terminates To	Printed Circuit Board

Configuration Features

PCB Mount Orientation	Horizontal
Number of Positions	1
Number of Coaxial Contacts	1

Electrical Characteristics

Impedance	50 Ω

Body Features

Body Material	Brass
Body Material Finish	Plated

Body Plating Material	Gold

Contact Features

Outer Contact Plating Material	Gold (Au)
RF Connector Center Contact Plating Thickness	.127 µm[5 µin]
RF Connector Center Contact Plating Material	Gold (Au)
RF Connector Center Contact Material	Beryllium Copper

Termination Features

Termination Method to PCB	Surface Mount
Termination Post & Tail Length	1.52 mm[.06 in]

Mechanical Attachment

Detent Type	Smooth Bore
RF Connector Coupling Mechanism	Push-On
Connector Mounting Type	Board Mount
RF Contact Captivation Method	Mechanical
Detent	Without

Dimensions

Product Length	5.72 mm[.225 in]
Profile Height from PCB	1.8 mm[.071 in]
RF Connector Mated Outer Diameter (Approximate)	3.8 mm[.149 in]

Usage Conditions

Operating Temperature Range	-65 – 165 °C[-85 – 329 °F]

Operation/Application

Operating Frequency Range	40 GHz

Packaging Features

Packaging Quantity	750
Packaging Method	Reel & Carton

Other

Dielectric Material	Polytetrafluoroethylene (PTFE)

Product Compliance

For compliance documentation, visit the product page on TE.com>

EU RoHS Directive 2011/65/EU	Compliant with Exemptions
EU ELV Directive 2000/53/EC	Not Yet Reviewed
China RoHS 2 Directive MIIT Order No 32, 2016	有害物质含量超出标准 Restricted Substance(s) Above Threshold
EU REACH Regulation (EC) No. 1907/2006	Current ECHA Candidate List: JUNE 2025 (250) Candidate List Declared Against: JUNE 2025 (250) SVHC > Threshold: Pb (3.34% in Component Part) **Article Safe Usage Statements:** Do not eat, drink or smoke when using this product. Wash thoroughly after handling. Recycle if possible and dispose of the article by following all applicable governmental regulations relevant to your geographic location.
Halogen Content	Low Bromine/Chlorine - Br and Cl < 900 ppm per homogenous material. Also BFR /CFR/PVC Free
Solder Process Capability	Not reviewed for solder process capability

Product Compliance Disclaimer

This information is provided based on reasonable inquiry of our suppliers and represents our current actual knowledge based on the information they provided. This information is subject to change. The part numbers that TE has identified as EU RoHS compliant have a maximum concentration of 0.1% by weight in homogenous materials for lead, hexavalent chromium, mercury, PBB, PBDE, DBP, BBP, DEHP, DIBP, and 0.01% for cadmium, or qualify for an exemption to these limits as defined in the Annexes of Directive 2011/65/EU (RoHS2). Finished electrical and electronic equipment products will be CE marked as required by Directive 2011/65/EU. Components may not be CE marked.Additionally, the part numbers that TE has identified as EU ELV compliant have a maximum concentration of 0.1% by weight in homogenous materials for lead, hexavalent chromium, and mercury, and 0.01% for cadmium, or qualify for an exemption to these limits as defined in the Annexes of Directive 2000/53/EC (ELV). Regarding the REACH Regulations, TE's information on SVHC in articles for this part number is still based on the European Chemical Agency (ECHA) 'Guidance on requirements for substances in articles'(Version: 2, April 2011), applying the 0.1% weight on weight concentration threshold at the finished product level. TE is aware of the European Court of Justice ruling of September 10th, 2015 also known as O5A (Once An Article Always An Article) stating that, in case of 'complex object', the threshold for a SVHC must be applied to both the product as a whole and simultaneously to each of the articles forming part of its composition. TE has evaluated this ruling based on the new ECHA "Guidance on requirements for substances in articles" (June 2017, version 4.0) and will be updating its statements accordingly.

Compatible Parts



TE Part # 2406866-1
SMPM JACK RA SOLDER FOR TFLEX-405 CABLE



TE Part # 2406845-1
SMPM JACK ST FOR TFLEX-405 CABLE



TE Part # 2406860-1
SMPM JACK RA FOR PT-FLEX-047 CABLE

Also in the Series

Customers Also Bought



TE Part #CONMMCX013-T
MMCX Jack 50 Ohm PCB Edge Mount



TE Part #T4110012041-000
M12 F, 4P GOLD A_CODE S SHIELDED PG9



TE Part #A66551-000
RNF-100-MINI-SPL-1/16-BK



TE Part #CONSMA024-G
SMA Jack 50 Ohm PCB Edge Mount



TE Part #40668
RING TERMINAL 22-16 AWG BR



TE Part #6-1460820-2
V23608A1227B 2=MMCX SMD Jack Lead-fr

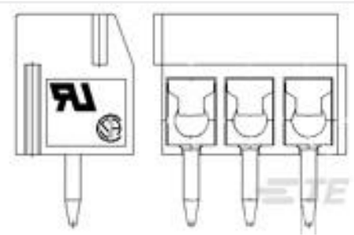

TE Part #1776275-2
2P TB ,90deg,VT,3.5mm,Blue,w /interlock



TE Part #2299870-1
THERMAL ZQSFP+ STACKED REC ASSEMBLY 2X2



TE Part #2-2343522-0
SFP56 STACKED 2X2 RECEPTACLE ASSEMBLY



TE Part #2477337-1
SMPM M Full Detent Tri-alloy Edge 40 GHz

Documents

Product Drawings

SMPM M Smooth Bore Edge Mnt 40 GHz

English

CAD Files

3D PDF

3D

Customer View Model

ENG_CVM_CVM_2477330-1_1.2d_dxf.zip

English

Customer View Model

ENG_CVM_CVM_2477330-1_1.3d_igs.zip

English

Customer View Model

ENG_CVM_CVM_2477330-1_1.3d_stp.zip

English

By downloading the CAD file I accept and agree to the Terms and Conditions of use.

Datasheets & Catalog Pages

SMPM_Connectors_Product_Extension-flyer

English

Product Specifications

Product Specification

English