2370719-2 ✔ ACTIVE

TE Internal #: 2370719-2

Vertical, Wire-to-Board, 52 Position, 7 Row, 2.54mm / 5.08mm [.1in / .2in] Centerline, Tin (Sn), Printed Circuit Board, Power & Signal, Black

View on TE.com >

Automotive Parts > Automotive Connectors > Automotive Headers







PCB Mount Orientation: **Vertical**

Termination Method to PCB: **Through Hole - Solder**

Sealable: **No**

Centerline (Pitch): **2.54 mm, 5.08 mm [.1 in, .2 in]**

Connector System: **Wire-to-Board**

Features

Product Type Features

Mixed & Hybrid Header	Yes
Header Type	Unshrouded
Connector Product Type	Connector Assembly
Sealable	No
Connector System	Wire-to-Board
Connector & Contact Terminates To	Printed Circuit Board

Configuration Features

PCB Mount Orientation	Vertical
Number of Positions	52
Number of Rows	7

Body Features

Primary Product Color	Black

Contact Features

Contact Type	Tab

Contact Mating Area Plating Material	Tin (Sn)

Termination Features

Termination Method to PCB	Through Hole - Solder

Mechanical Attachment

Mating Alignment	With
PCB Mount Retention	With
PCB Mount Alignment	With
Connector Mounting Type	Board Mount

Housing Features

Centerline (Pitch)	2.54 mm, 5.08 mm[.1 in][.2 in]

Usage Conditions

Operating Temperature (Max)	120 °C[248 °F]
Operating Temperature Range	-40 – 120 °C[-40 – 248 °F]

Operation/Application

Solder Process	Reflow Solder Capable
Circuit Application	Power & Signal

Industry Standards

UL Flammability Rating	No

Packaging Features

Packaging Method	Tray

Product Compliance

For compliance documentation, visit the product page on TE.com>

EU RoHS Directive 2011/65/EU	Compliant
EU ELV Directive 2000/53/EC	Compliant
China RoHS 2 Directive MIIT Order No 32, 2016	有害物质含量符合标准要求 No Restricted Substance(s) Above Threshold
EU REACH Regulation (EC) No. 1907/2006	Current ECHA Candidate List: JUNE 2025 (250) Candidate List Declared Against: JUNE 2025 (250) Does not contain REACH SVHC
Halogen Content	Low Halogen - Br, Cl, F < 900 ppm per homogenous material. Also BFR/CFR/PVC

	Free
Solder Process Capability	Not reviewed for solder process capability

Product Compliance Disclaimer

This information is provided based on reasonable inquiry of our suppliers and represents our current actual knowledge based on the information they provided. This information is subject to change. The part numbers that TE has identified as EU RoHS compliant have a maximum concentration of 0.1% by weight in homogenous materials for lead, hexavalent chromium, mercury, PBB, PBDE, DBP, BBP, DEHP, DIBP, and 0.01% for cadmium, or qualify for an exemption to these limits as defined in the Annexes of Directive 2011/65/EU (RoHS2). Finished electrical and electronic equipment products will be CE marked as required by Directive 2011/65/EU. Components may not be CE marked. Additionally, the part numbers that TE has identified as EU ELV compliant have a maximum concentration of 0.1% by weight in homogenous materials for lead, hexavalent chromium, and mercury, and 0.01% for cadmium, or qualify for an exemption to these limits as defined in the Annexes of Directive 2000/53/EC (ELV). Regarding the REACH Regulation, the information TE provides on SVHC in articles for this part number is based on the latest European Chemicals Agency (ECHA) 'Guidance on requirements for substances in articles' posted at this URL: https://echa.europa.eu/guidance-documents/guidance-on-reach

Compatible Parts

TE Part # 2370718-1
52POS,HYBRID,HDR HSG,180DEG

Customers Also Bought

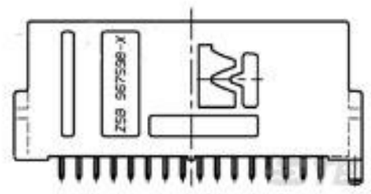

TE Part #967598-1
32pos MQS .63 header 180deg



TE Part #1625999-9
HSC100 18R 5%



TE Part #1-2236343-1
3POS, MCON 1.2 LL REC SEALED



TE Part #2382775-1
SDE F GET PIN / SOCKET 0.35-0.22 mm2 ASSY



TE Part #2392554-2
CU ALLOY,OUTER FERRULE,ICT CVE



TE Part #2392558-4
SOC CONN CVR,3POS,DIA 4MM,ICT CVE



TE Part #2392559-4
SOC CONN CVR,3POS,DIA 4MM,ICT CVE



TE Part #CAT-SIGH262
Signal Header



TE Part #1-1924678-1
26P SMT LAC HDR ASY, KEY AE, Hand Mate

Documents

Product Drawings

52POS,HYBRID,HDR ASSY,180DEG

English

CAD Files

3D PDF

3D

Customer View Model

ENG_CVM_CVM_2370719-2_A.2d_dxf.zip

English

Customer View Model

ENG_CVM_CVM_2370719-2_A.3d_igs.zip

English

Customer View Model

ENG_CVM_CVM_2370719-2_A.3d_stp.zip

English

By downloading the CAD file I accept and agree to the Terms and Conditions of use.

Product Specifications

Application Specification

English