225676-E ✔ ACTIVE

TE Internal #: 225676-E

Power Tap Terminal, 16 Position, Terminates To Printed Circuit Board, 2.54 mm [.1 in] Centerline, Vertical, Tin (Sn), Tin PCB Termination Plating

View on TE.com >

Terminals & Splices > Power Terminals







Power Terminal Type: **Power Tap Terminal**

Product Terminates To: **Printed Circuit Board**

Number of Positions: **16**

Contact Current Rating (Max): **160 A**

Centerline (Pitch): **2.54 mm [.1 in]**

Features

Product Type Features

Power Terminal Type	Power Tap Terminal

Configuration Features

Number of Positions	16
PCB Mount Orientation	Vertical

Body Features

Terminal Profile	Low

Contact Features

Contact Underplating Material	Copper
PCB Contact Termination Area Plating Material Finish	Matte
Terminal Orientation	Straight
Contact Mating Area Plating Material Finish	Matte
Contact Current Rating (Max)	160 A
Contact Mating Area Plating Material	Tin (Sn)
Contact Mating Area Plating Material Thickness	2 – 6 µm[78.74 – 236.22 µin]

PCB Contact Termination Area Plating Material	Tin
PCB Contact Termination Area Plating Material Thickness	2 – 6 µm[78.74 – 236.22 µin]
Contact Base Material	Copper Alloy

Termination Features

Termination Method to PCB	Through Hole - Press-Fit
Termination Method to Wire & Cable	Screw
Product Terminates To	Printed Circuit Board

Mechanical Attachment

Thread Size	M4

Housing Features

Centerline (Pitch)	2.54 mm[.1 in]

Dimensions

PCB Thickness (Recommended)	1.6 mm[.063 in]
Product Length	9 mm[.354 in]

Usage Conditions

Operating Temperature Range	-40 – 135 °C[-40 – 275 °F]

Packaging Features

Packaging Method	Package

Product Compliance

For compliance documentation, visit the product page on TE.com>

EU RoHS Directive 2011/65/EU	Compliant with Exemptions
EU ELV Directive 2000/53/EC	Compliant with Exemptions
China RoHS 2 Directive MIIT Order No 32, 2016	有害物质含量超出标准 Restricted Substance(s) Above Threshold
EU REACH Regulation (EC) No. 1907/2006	Current ECHA Candidate List: FEB 2026 (253) Candidate List Declared Against: JAN 2025 (247) SVHC > Threshold: Pb (3% in Component) **Article Safe Usage Statements:** Do not eat, drink or smoke when using this product. Wash thoroughly after handling. Recycle if possible and dispose of the article by following all applicable governmental regulations relevant to your geographic location.
Halogen Content	Low Halogen - Br, Cl, F < 900 ppm per homogenous material. Also BFR/CFR/PVC Free

Solder Process Capability | Not reviewed for solder process capability

Product Compliance Disclaimer

This information is provided based on reasonable inquiry of our suppliers and represents our current actual knowledge based on the information they provided. This information is subject to change. The part numbers that TE has identified as EU RoHS compliant have a maximum concentration of 0.1% by weight in homogenous materials for lead, hexavalent chromium, mercury, PBB, PBDE, DBP, BBP, DEHP, DIBP, and 0.01% for cadmium, or qualify for an exemption to these limits as defined in the Annexes of Directive 2011/65/EU (RoHS2). Finished electrical and electronic equipment products will be CE marked as required by Directive 2011/65/EU. Components may not be CE marked. Additionally, the part numbers that TE has identified as EU ELV compliant have a maximum concentration of 0.1% by weight in homogenous materials for lead, hexavalent chromium, and mercury, and 0.01% for cadmium, or qualify for an exemption to these limits as defined in the Annexes of Directive 2000/53/EC (ELV). Regarding the REACH Regulation, the information TE provides on SVHC in articles for this part number is based on the latest European Chemicals Agency (ECHA) 'Guidance on requirements for substances in articles' posted at this URL: https://echa.europa.eu/guidance-documents/guidance-on-reach

Compatible Parts

TE Part # 230294-E
BMEPS UT * * * * * * * * EP-UT POWERELEM

TE Part # 225795-E
POWELM VDRBRS * M4/M5 * * * * 14,5 * * *

Customers Also Bought



TE Part #7-215079-6
MICRO-MATCH FOB.06P



TE Part #3-794630-4
04P MICRO MNL ASSY VRT HDR LF

TE Part #1410946-1
MULTI-GIG SOC. CAP SCREW, CUSTOMIZED HDW

TE Part #1-1469492-1
MULTIGIG RT 9MM GUIDE/ESD 0 DEG

TE Part #1-1469492-7
MULTIGIG RT 9MM GUIDE/ESD 270 DEG

TE Part #1-1469492-8
MULTIGIG RT 9MM GUIDE/ESD 315 DEG

TE Part #1473005-1
SEMI HARD TRAY DDR SOCKET 200P

TE Part #1676480-7
CRG0402 1% 120K

TE Part #8-1879213-9
CPF 0402 249R 0.1% 25PPM 1K RL



TE Part #2102772-2
Plug Assy, R Angle, 7Row, Left, MG, RUG

Documents

Product Drawings

POWELM STIFT VOLLM M4 6 2,54 * EP 3,5 *

German

CAD Files

Customer View Model

ENG_CVM_CVM_225676-E_B.3d_igs.zip

English

3D PDF

3D

Customer View Model

ENG_CVM_CVM_225676-E_B.2d_dxf.zip

English

Customer View Model

ENG_CVM_CVM_225676-E_B.3d_stp.zip

English

By downloading the CAD file I accept and agree to the Terms and Conditions of use.

Product Specifications

Application Specification

English