2109586-2 ✔ ACTIVE

TE Internal #: 2109586-2

Horizontal, Wire-to-Board, 8 Position, 2 Row, 15.24mm / 5.08mm [.2in / .6in] Centerline, Tin (Sn), Printed Circuit Board, Power & Signal, Black

View on TE.com >

Automotive Parts > Automotive Connectors > Automotive Headers







PCB Mount Orientation: **Horizontal**

Termination Method to PCB: **Through Hole - Solder**

Sealable: **No**

Centerline (Pitch): **5.08 mm, 15.24 mm [.2 in, .6 in]**

Connector System: **Wire-to-Board**

Features

Product Type Features

Mixed & Hybrid Header	Yes
Header Type	Fully Shrouded
Connector Shape	Rectangular
Connector Product Type	Connector Assembly
Sealable	No
Connector System	Wire-to-Board
Connector & Contact Terminates To	Printed Circuit Board

Configuration Features

Number of Sections	1
Number of Signal Positions	4
PCB Mount Orientation	Horizontal
Number of Positions	8
Number of Rows	2

Body Features

Primary Product Color	Black

Contact Features

Mating Tab Thickness	.64 mm, .8 mm[.025 in][.031 in]
Contact Type	Tab
Mating Tab Width	.64 mm, 2.8 mm, 6.3 mm[.025 in][.11 in][.248 in]
Contact Mating Area Plating Material	Tin (Sn)

Termination Features

Termination Method to PCB	Through Hole - Solder

Mechanical Attachment

Mating Retention Type	Locking Interface
Mating Alignment	With
PCB Mount Alignment	With
PCB Mount Retention	Without
Connector Mounting Type	Board Mount

Housing Features

Centerline (Pitch)	5.08 mm, 15.24 mm[.2 in][.6 in]

Dimensions

Connector Width	52 mm[2.05 in]
PCB Thickness (Recommended)	1.6 mm[.063 in]
Connector Length	36.15 mm[1.42 in]

Usage Conditions

Operating Temperature (Max)	100 °C[212 °F]
Operating Temperature Range	-30 – 100 °C[-22 – 212 °F]

Operation/Application

Circuit Application	Power & Signal

Packaging Features

Packaging Method	Tray
Packaging Quantity	42

Other

Interface Number	1823347

Product Compliance

For compliance documentation, visit the product page on TE.com>

EU RoHS Directive 2011/65/EU	Compliant
EU ELV Directive 2000/53/EC	Compliant
China RoHS 2 Directive MIIT Order No 32, 2016	有害物质含量符合标准要求 No Restricted Substance(s) Above Threshold
EU REACH Regulation (EC) No. 1907/2006	Current ECHA Candidate List: JUNE 2025 (250) Candidate List Declared Against: JUNE 2025 (250) Does not contain REACH SVHC
Halogen Content	Low Halogen - Br, Cl, F < 900 ppm per homogenous material. Also BFR/CFR/PVC Free
Solder Process Capability	Not applicable for solder process capability

Product Compliance Disclaimer

This information is provided based on reasonable inquiry of our suppliers and represents our current actual knowledge based on the information they provided. This information is subject to change. The part numbers that TE has identified as EU RoHS compliant have a maximum concentration of 0.1% by weight in homogenous materials for lead, hexavalent chromium, mercury, PBB, PBDE, DBP, BBP, DEHP, DIBP, and 0.01% for cadmium, or qualify for an exemption to these limits as defined in the Annexes of Directive 2011/65/EU (RoHS2). Finished electrical and electronic equipment products will be CE marked as required by Directive 2011/65/EU. Components may not be CE marked. Additionally, the part numbers that TE has identified as EU ELV compliant have a maximum concentration of 0.1% by weight in homogenous materials for lead, hexavalent chromium, and mercury, and 0.01% for cadmium, or qualify for an exemption to these limits as defined in the Annexes of Directive 2000/53/EC (ELV). Regarding the REACH Regulation, the information TE provides on SVHC in articles for this part number is based on the latest European Chemicals Agency (ECHA) 'Guidance on requirements for substances in articles' posted at this URL: https://echa.europa.eu/guidance-documents/guidance-on-reach

Compatible Parts

TE Part # 2109589-1
110 TAB AS STAMP

TE Part # 2109588-5
250 TAB FOR LDC 10P HDR ASSY

TE Part # 2109589-4
110 TAB AS STAMP

TE Part # 2109588-4
250 TAB AS STAMP

TE Part # 2109588-1
250 TAB AS STAMP

TE Part # 2109589-2
110 TAB FOR LDC 8P HEADER ASS'Y

TE Part # 2109589-5
110 TAB FOR LDC 10P HDR ASSY

TE Part # 2109588-2
250 TAB FOR LDC 8P HEADER ASS'Y

Customers Also Bought

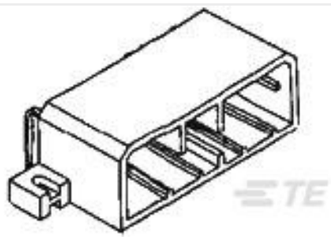

TE Part #173860-1
070 MULTILOCK CAP ASSY 14P

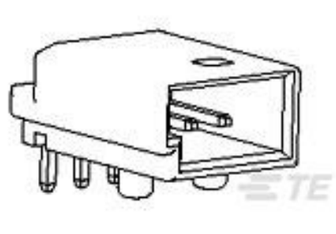

TE Part #368312-1
3pos MQS .63 header 90deg



TE Part #CAT-SIGH262
Signal Header



TE Part #2330747-1
4POS,TAB0.63X0.63,HDR ASSY, 90DEG,SMD,T



TE Part #172039-1
MIC 7P CAP ASSY



TE Part #2366531-2
0.64 SERIES,TERMINAL,025K S



TE Part #1-2381530-1
3POS,TAB0.63X0.63,HDR ASSY, 90DEG,SMD,T



TE Part #2391046-2
12POS,TAB0.64X0.64,HDR ASSY, 90DEG,SMD



TE Part #2415548-2
7POS,TAB0.64X0.64,HDR ASSY, 180DEG,SMD

Documents

Product Drawings

LDC 8P HEADER ASS'Y

English

CAD Files

3D PDF

3D

Customer View Model

ENG_CVM_CVM_2109586-2_A.2d_dxf.zip

English

Customer View Model

ENG_CVM_CVM_2109586-2_A.3d_igs.zip

English

Customer View Model

ENG_CVM_CVM_2109586-2_A.3d_stp.zip

English

By downloading the CAD file I accept and agree to the **Terms and Conditions** of use.

Product Specifications

Product Specification

English