2108948-4 ✔ ACTIVE

TE Internal #: 2108948-4

PCB Antenna, Multi Band, 5G / Cat-M/NB-IoT / Cellular, Internal /Embedded Mount, Adhesive Mount, MHF / MHF1 / UMCC, Omnidirectional, Single Port

View on TE.com >

Antennas

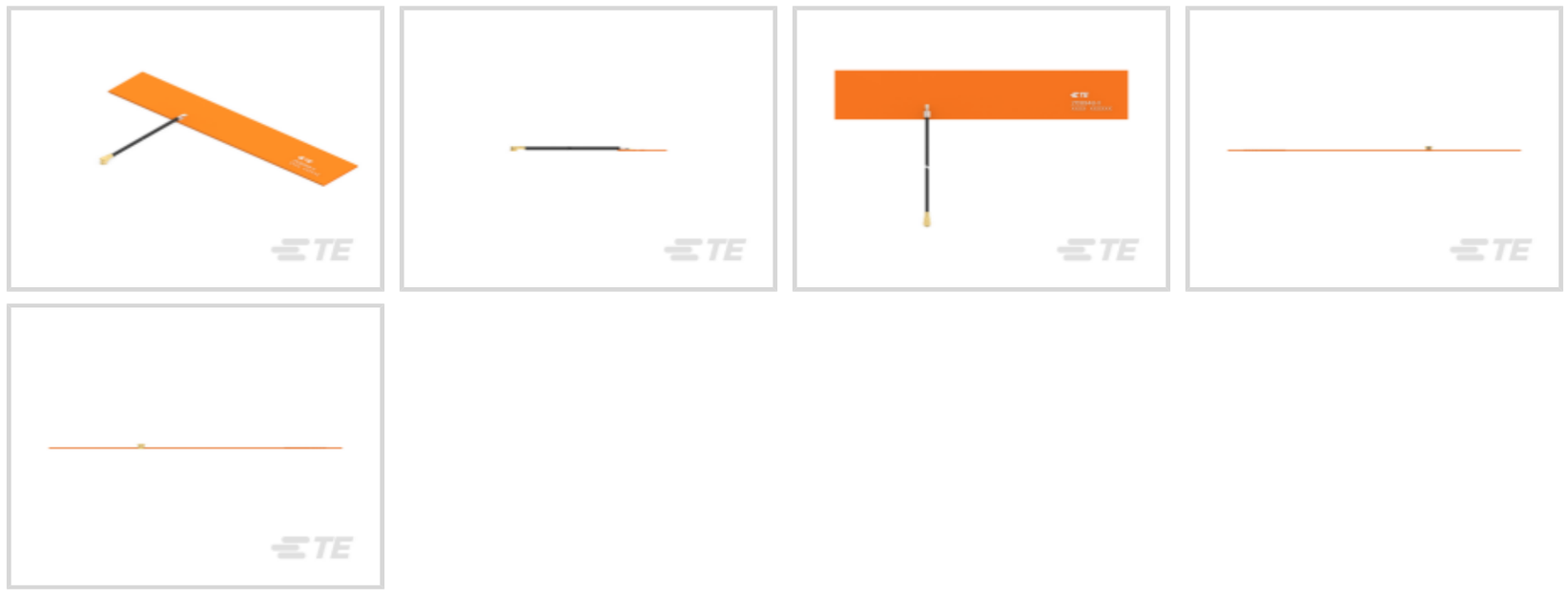

Communication Protocol: **5G, Cat-M/NB-IoT, Cellular, GNSS, Wi-Fi**

Mounting Location: **Internal/Embedded**

Mounting Type: **Adhesive Mount**

Frequency Category: **617 – 7125**

Antenna Type: **PCB**

Features

Product Type Features

Antenna Termination	MHF, MHF1, U.FL, UMCC
Antenna Product Type	Antenna

Configuration Features

Antenna Style	PCB
Mounting Location	Internal/Embedded
Antenna Type	PCB
Band Type	Multi Band
Port Configuration	Single Port

Electrical Characteristics

Impedance	50 Ω
Antenna Operation	Passive
VSWR (Max)	<3.1:1

Signal Characteristics

Frequency Band	680 – 690 MHz, 1850 – 4000 MHz, 5000 – 7125 MHz

Gain (Max)	3.8 dB
Frequency Category	617 – 7125
Peak Gain	3 < 6 dBi

Body Features

Antenna Weight	1.4 g[.049 oz]

Mechanical Attachment

Polarization	Linear
Mounting Type	Adhesive Mount

Dimensions

Product Width	119.3 mm[4.69 in]
Product Length	20 mm[.78 in]
Product Height	.55 mm[.004 in]
Cable Length	.2 m[.65 ft]
Cable Insulation Diameter (Max)	.92 mm[.036 in]

Operation/Application

Wireless Standard	802.11 a/b/g/n/ac/ad/ax, Bluetooth, ZigBee & Wi-Fi, LTE, UMTS, US Dual, EU Triband & WCDMA
Directionality	Omnidirectional

Industry Standards

Communication Protocol	5G, Cat-M/NB-IoT, Cellular, GNSS, Wi-Fi
Primary Application	5G, Cat-M/NB-IoT, Cellular

Product Availability

Applicable Region	Global

Packaging Features

Packaging Method	Bag/Box

Other

Precision Level	Standard

Product Compliance

For compliance documentation, visit the product page on TE.com>

EU RoHS Directive 2011/65/EU	Compliant

EU ELV Directive 2000/53/EC	Compliant
China RoHS 2 Directive MIIT Order No 32, 2016	有害物质含量符合标准要求 No Restricted Substance(s) Above Threshold
EU REACH Regulation (EC) No. 1907/2006	Current ECHA Candidate List: JUNE 2025 (250) Candidate List Declared Against: JUNE 2025 (250) Does not contain REACH SVHC
Halogen Content	BFR/CFR/PVC Free, but Br/Cl >900 ppm in other sources.
Solder Process Capability	Not reviewed for solder process capability

Product Compliance Disclaimer

This information is provided based on reasonable inquiry of our suppliers and represents our current actual knowledge based on the information they provided. This information is subject to change. The part numbers that TE has identified as EU RoHS compliant have a maximum concentration of 0.1% by weight in homogenous materials for lead, hexavalent chromium, mercury, PBB, PBDE, DBP, BBP, DEHP, DIBP, and 0.01% for cadmium, or qualify for an exemption to these limits as defined in the Annexes of Directive 2011/65/EU (RoHS2). Finished electrical and electronic equipment products will be CE marked as required by Directive 2011/65/EU. Components may not be CE marked. Additionally, the part numbers that TE has identified as EU ELV compliant have a maximum concentration of 0.1% by weight in homogenous materials for lead, hexavalent chromium, and mercury, and 0.01% for cadmium, or qualify for an exemption to these limits as defined in the Annexes of Directive 2000/53/EC (ELV). Regarding the REACH Regulation, the information TE provides on SVHC in articles for this part number is based on the latest European Chemicals Agency (ECHA) 'Guidance on requirements for substances in articles' posted at this URL: https://echa.europa.eu/guidance-documents/guidance-on-reach

Compatible Parts



TE Part # 2334884-1
UMCC Micro-Coax receptacle, Gen 4



TE Part # 2337019-1
UMCC Micro-Coax receptacle, Gen 1

Documents

Product Drawings

PCB Ant, MHF, 200mm, 617-7125MHz

English

CAD Files

3D PDF

3D

Customer View Model

ENG_CVM_CVM_2108948-4_A.2d_dxf.zip

English

Customer View Model

ENG_CVM_CVM_2108948-4_A.3d_igs.zip

English

Customer View Model

ENG_CVM_CVM_2108948-4_A.3d_stp.zip

English

By downloading the CAD file I accept and agree to the Terms and Conditions of use.

Datasheets & Catalog Pages

2108948-X AntennasApplication Notes

English

PCB WITH CABLED ANT, MHF/MHF4L, 617-7125MHz

English

Product Specifications

Product Specification

English