202A111-25-0 ✔ ACTIVE

RAYCHEM

TE Internal #: 806786-000

Straight Heat Shrink Boot, 202 Shape Code, 25 Material Code, 25 Material Systems Code, Adhesive Purchased Separately, -75 – 150 °C [-103 – 302 °F]

View on TE.com >

Wire Protection & Management > Heat Shrink Shapes > Heat Shrink Boots > Heat Shrink Boots: Non Lipped, Straight

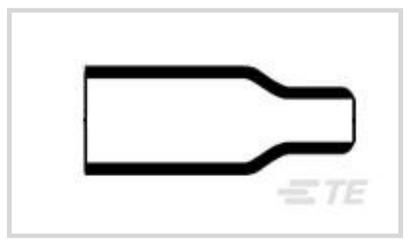

Body Orientation: **Straight**

Molded Part Shape Code: **202**

Lipped: **No**

Material Code: **25**

Material Systems Code: **25**

All Heat Shrink Boots: Non Lipped, Straight (0)

Features

Configuration Features

Lipped	No
Adhesive Requirement	Adhesive Purchased Separately

Body Features

Primary Product Material	Fluid Resistant Modified Elastomer
Material Code	25
Material Systems Code	25

Housing Features

Body Orientation	Straight

Dimensions

Compatible Cable Diameter (Max)	5 mm, 6 mm[.196 in][.236 in]
Compatible Cable Diameter Range	3.8 – 11.9 mm[.15 – .469 in]

Usage Conditions

Operating Temperature Range	-75 – 150 °C[-103 – 302 °F]
Resistance Protection	Long-Term Fluid Exposure at High Temperatures

Industry Standards

Compatible With Approved Standards Products	BS-G-198-5-DE, DEF Std 59-97 Issue 3 Type DE, IEC 62329-3-102, MIS-34867

Other

Molded Part Shape Code	202

Product Compliance

For compliance documentation, visit the product page on TE.com>

EU RoHS Directive 2011/65/EU	Compliant
EU ELV Directive 2000/53/EC	Out of Scope
China RoHS 2 Directive MIIT Order No 32, 2016	有害物质含量符合标准要求 No Restricted Substance(s) Above Threshold
EU REACH Regulation (EC) No. 1907/2006	Current ECHA Candidate List: JUNE 2025 (250) Candidate List Declared Against: JUNE 2025 (250) Does not contain REACH SVHC
Halogen Content	Low Halogen - Br, Cl, F < 900 ppm per homogenous material. Also BFR/CFR/PVC Free
Solder Process Capability	Not applicable for solder process capability

Product Compliance Disclaimer

This information is provided based on reasonable inquiry of our suppliers and represents our current actual knowledge based on the information they provided. This information is subject to change. The part numbers that TE has identified as EU RoHS compliant have a maximum concentration of 0.1% by weight in homogenous materials for lead, hexavalent chromium, mercury, PBB, PBDE, DBP, BBP, DEHP, DIBP, and 0.01% for cadmium, or qualify for an exemption to these limits as defined in the Annexes of Directive 2011/65/EU (RoHS2). Finished electrical and electronic equipment products will be CE marked as required by Directive 2011/65/EU. Components may not be CE marked. Additionally, the part numbers that TE has identified as EU ELV compliant have a maximum concentration of 0.1% by weight in homogenous materials for lead, hexavalent chromium, and mercury, and 0.01% for cadmium, or qualify for an exemption to these limits as defined in the Annexes of Directive 2000/53/EC (ELV). Regarding the REACH Regulation, the information TE provides on SVHC in articles for this part number is based on the latest European Chemicals Agency (ECHA) 'Guidance on requirements for substances in articles' posted at this URL: https://echa.europa.eu/guidance-documents/guidance-on-reach

Compatible Parts



TE Part # 657863-000
S1125-KIT-8

Customers Also Bought



TE Part #2602674003
RNF-3000-1.5/0.5-1-SP



TE Part #D83327-000
204W511-25-0



TE Part #806438-000
202D921-25-0



TE Part #CAT-55A-TC-H20
General Purpose Hookup Wire: Tin Coated Copper Wire, 20 AWG



TE Part #806798-000
222A111-25-0

TE Part #D33050-000
203W301-25-0

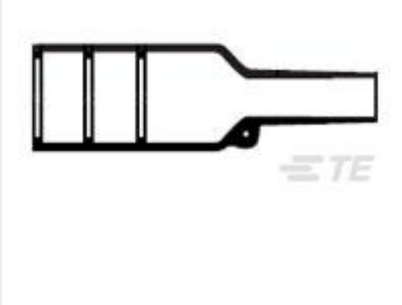

TE Part #C83847-000
202K111-25/86-0

TE Part #F27131-000
224W221-25-G03-0

TE Part #D115344004
DR-25-NR566-0-SP

Documents

Datasheets & Catalog Pages

1654025_Sec4_-25

English

Raychem Molded Parts Visual Guide

English

Product Specifications

Product Specification

English